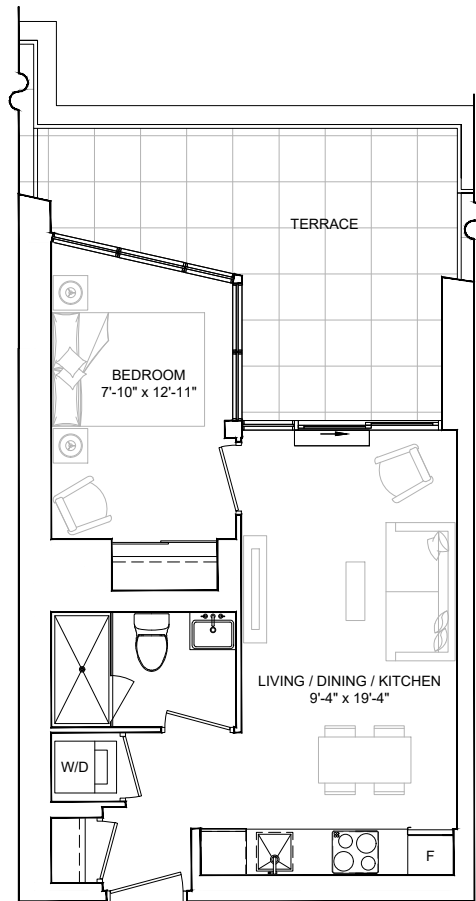


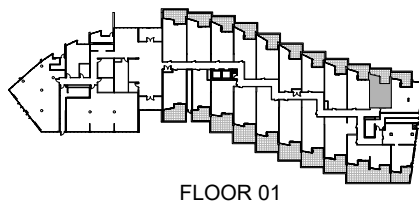
CREST

AT CROSSTOWN

UNIT TYPE 1A



SUITE AREA	452 SQ.FT.
TERRACE AREA	161 SQ.FT.
UNIT REPEATS ON FLOORS	01
SUITE NO.	110



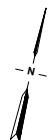
ISSUE DATE: 21 JUNE 2021

COMBINED AREA (TERRACE) (*) 613 SQ.FT. (UNIT 110)

(*) NOTE: DENOTED SUITES ARE SUITES WITH LOWEST TOTAL COMBINED AREA.



ASPENRIDGE®

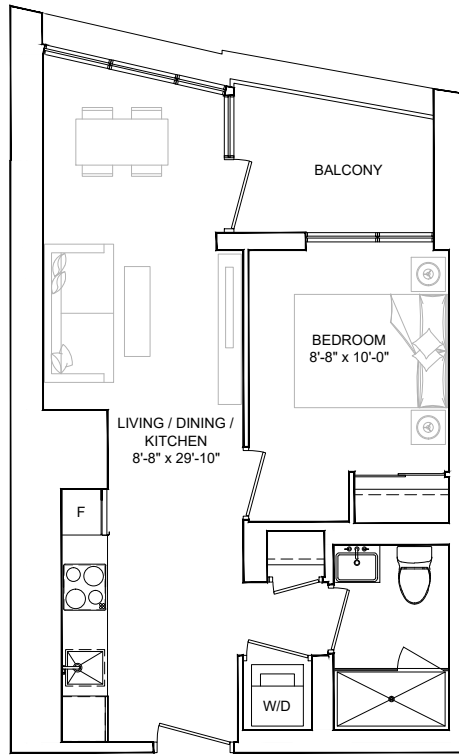


Disclaimer: Drawings are not to scale. Materials, specifications, & floor plans are subject to change without notice. All rendering are artist's conceptions. All areas and stated room dimensions are approximate. Actual usable floor space may vary from the stated floor area. Floor area measured in accordance with Tarion Warranty Corporation Bulletin #22. E.&O.E. Balcony sizes and configurations vary depending on floor level locations.

CREST

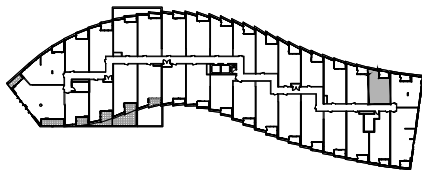
AT CROSSTOWN

UNIT TYPE 1B

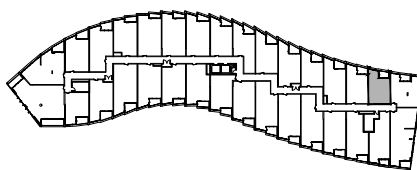


SUITE AREA 480 - 485 SQ.FT.
BALCONY AREA 49 - 50 SQ.FT.
UNIT REPEATS ON FLOORS 02, 03, 04
SUITE NO. 222, 322, 422

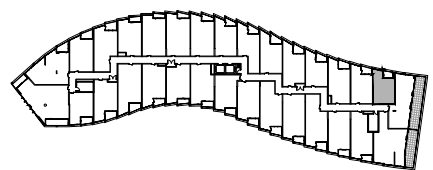
SUITE AS SHOWN IN PLAN	322
SUITE AREA	485 SQ.FT.
BALCONY AREA	49 SQ.FT.
COMBINED AREA	534 SQ.FT.



FLOOR 02



FLOOR 03



FLOOR 04

ISSUE DATE: 21 JUNE 2021

COMBINED AREA (BALCONY) (*) 530 SQ.FT. (UNIT 422)

(*) NOTE: DENOTED SUITES ARE SUITES WITH LOWEST TOTAL COMBINED AREA.



ASPENRIDGE®

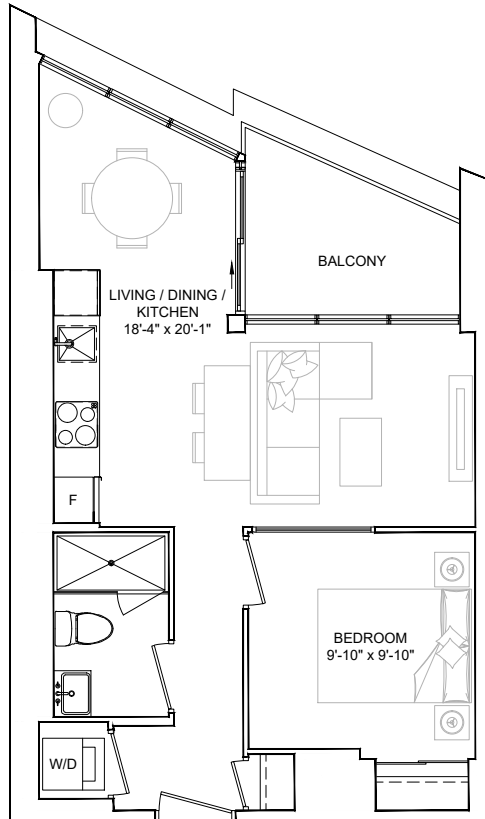


Disclaimer: Drawings are not to scale. Materials, specifications, & floor plans are subject to change without notice. All rendering are artist's conceptions. All areas and stated room dimensions are approximate. Actual usable floor space may vary from the stated floor area. Floor area measured in accordance with Tarion Warranty Corporation Bulletin #22. E.&O.E. Balcony sizes and configurations vary depending on floor level locations.

CREST

AT CROSSTOWN

UNIT TYPE 1C

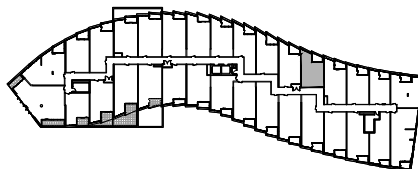


SUITE AS SHOWN IN PLAN	319, 518
SUITE AREA	526 SQ.FT.
BALCONY AREA	56 SQ.FT.
COMBINED AREA	582 SQ.FT.

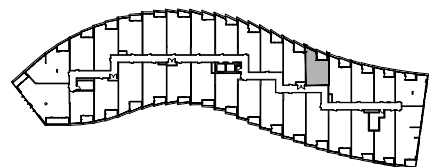
SUITE AREA 524 - 526 SQ.FT.
TERRACE AREA 161 SQ.FT. (LEVEL 01)
BALCONY AREA 56 - 57 SQ.FT. (LEVELS 02 THROUGH 06)
UNIT REPEATS ON FLOORS 01, 02, 03, 04, 05, 06
SUITE NO. 107, 219, 319, 419, 518, 617



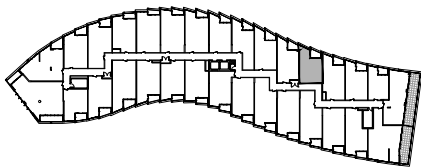
FLOOR 01



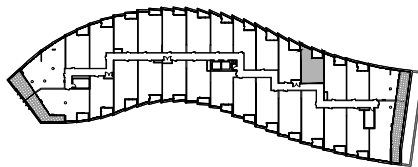
FLOOR 02



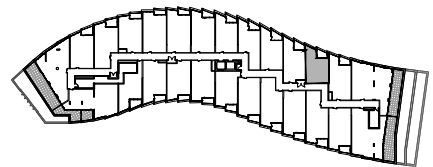
FLOOR 03



FLOOR 04



FLOOR 05



FLOOR 06

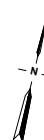
ISSUE DATE: 21 JUNE 2021

COMBINED AREA (TERRACE) (*) 687 SQ.FT. (UNIT 107)
 COMBINED AREA (BALCONY) (*) 581 SQ.FT. (UNIT 219, 419, 617)

(*) NOTE: DENOTED SUITES ARE SUITES WITH LOWEST TOTAL COMBINED AREA.



ASPENRIDGE®

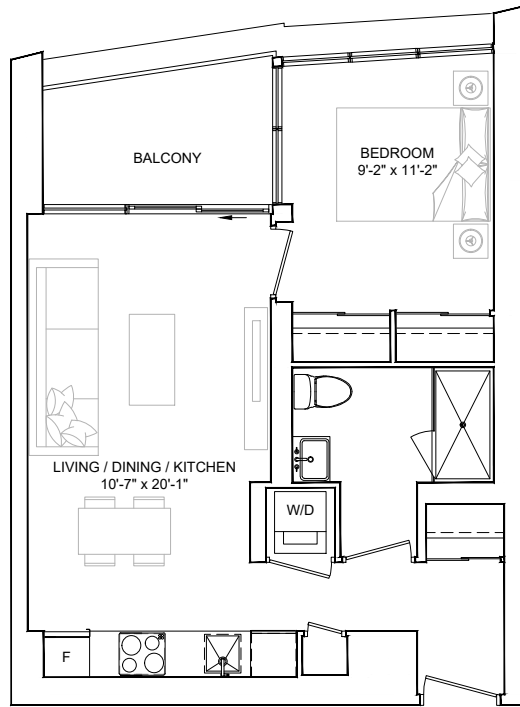


Disclaimer: Drawings are not to scale. Materials, specifications, & floor plans are subject to change without notice. All rendering are artist's conceptions. All areas and stated room dimensions are approximate. Actual usable floor space may vary from the stated floor area. Floor area measured in accordance with Tarion Warranty Corporation Bulletin #22. E.&O.E. Balcony sizes and configurations vary depending on floor level locations.

CREST

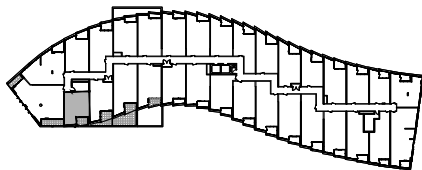
AT CROSSTOWN

UNIT TYPE 1D

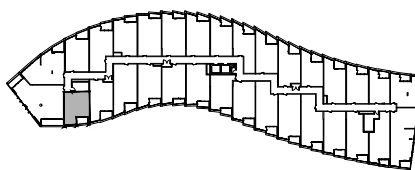


SUITE AS SHOWN IN PLAN	306
SUITE AREA	544 SQ.FT.
BALCONY AREA	57 SQ.FT.
COMBINED AREA	601 SQ.FT.

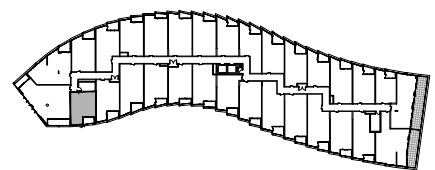
SUITE AREA	542 - 544 SQ.FT.
TERRACE AREA	71 SQ.FT. (LEVEL 02)
BALCONY AREA	57 SQ.FT. (LEVELS 03 THROUGH 04)
UNIT REPEATS ON FLOORS	02, 03, 04
SUITE NO.	206, 306, 406



FLOOR 02



FLOOR 03



FLOOR 04

ISSUE DATE: 21 JUNE 2021

COMBINED AREA (TERRACE) (*) 613 SQ.FT. (UNIT 206)
 COMBINED AREA (BALCONY) (*) 599 SQ.FT. (UNIT 406)

(*) NOTE: DENOTED SUITES ARE SUITES WITH LOWEST TOTAL COMBINED AREA.



ASPENRIDGE®

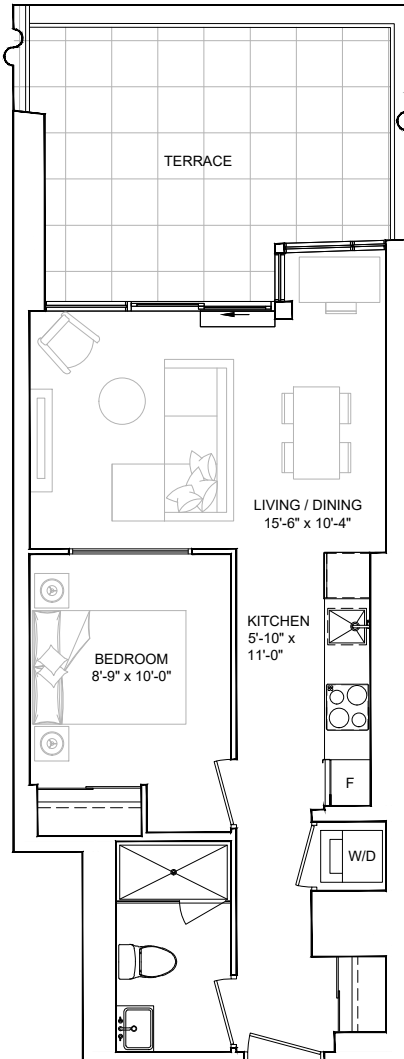


Disclaimer: Drawings are not to scale. Materials, specifications, & floor plans are subject to change without notice. All rendering are artist's conceptions. All areas and stated room dimensions are approximate. Actual usable floor space may vary from the stated floor area. Floor area measured in accordance with Tarion Warranty Corporation Bulletin #22. E.&O.E. Balcony sizes and configurations vary depending on floor level locations.

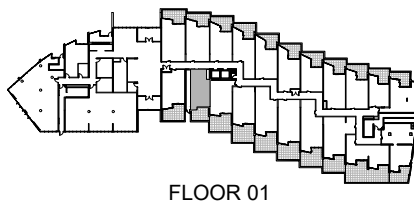
CREST

AT CROSSTOWN

UNIT TYPE 1E



SUITE AREA	543 SQ.FT.
TERRACE AREA	168 SQ.FT.
UNIT REPEATS ON FLOORS	01
SUITE NO.	120



ISSUE DATE: 21 JUNE 2021

COMBINED AREA (TERRACE) (*) 711 SQ.FT. (UNIT 120)

(*) NOTE: DENOTED SUITES ARE SUITES WITH LOWEST TOTAL COMBINED AREA.



ASPENRIDGE®

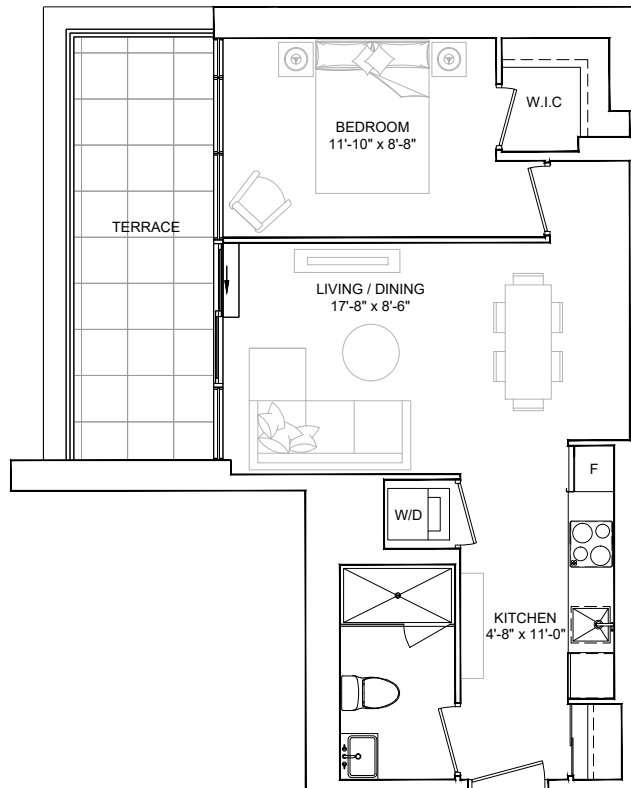


Disclaimer: Drawings are not to scale. Materials, specifications, & floor plans are subject to change without notice. All rendering are artist's conceptions. All areas and stated room dimensions are approximate. Actual usable floor space may vary from the stated floor area. Floor area measured in accordance with Tarion Warranty Corporation Bulletin #22. E.&O.E. Balcony sizes and configurations vary depending on floor level locations.

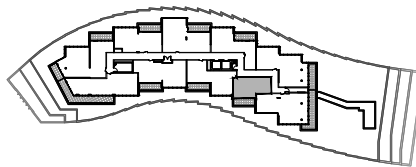
CREST

AT CROSSTOWN

UNIT TYPE 1F



SUITE AREA	552 SQ.FT.
TERRACE AREA	112 SQ.FT.
UNIT REPEATS ON FLOORS	08
SUITE NO.	810



FLOOR 08

ISSUE DATE: 21 JUNE 2021

COMBINED AREA (TERRACE) (*) 664 SQ.FT. (UNIT 810)

(*) NOTE: DENOTED SUITES ARE SUITES WITH LOWEST TOTAL COMBINED AREA.



ASPENRIDGE®

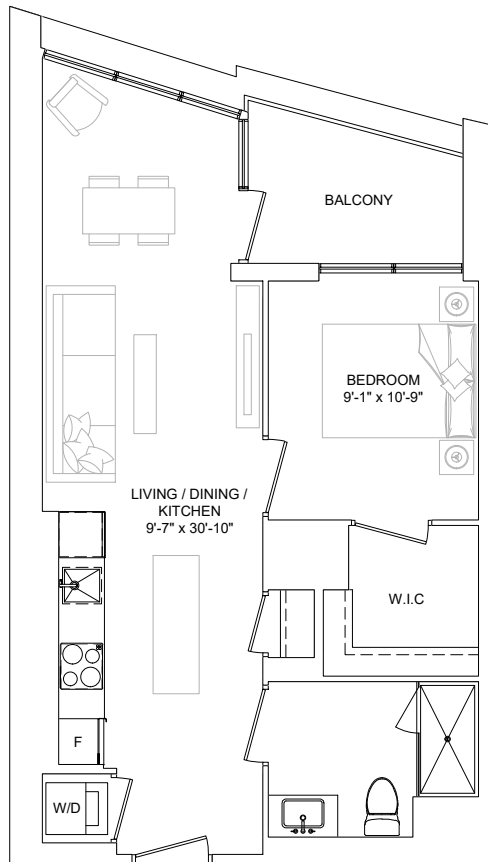


Disclaimer: Drawings are not to scale. Materials, specifications, & floor plans are subject to change without notice. All rendering are artist's conceptions. All areas and stated room dimensions are approximate. Actual usable floor space may vary from the stated floor area. Floor area measured in accordance with Tarion Warranty Corporation Bulletin #22. E.&O.E. Balcony sizes and configurations vary depending on floor level locations.

CREST

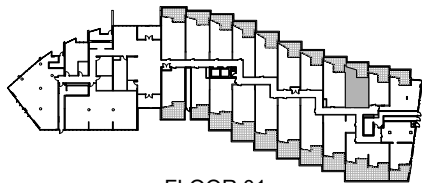
AT CROSSTOWN

UNIT TYPE 1G (BF)

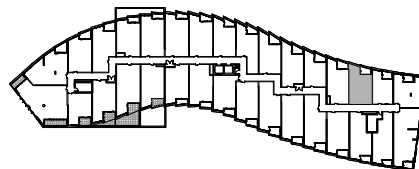


SUITE AS SHOWN IN PLAN	321, 520
SUITE AREA	596 SQ.FT.
BALCONY AREA	55 SQ.FT.
COMBINED AREA	651 SQ.FT.

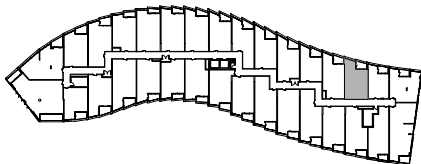
SUITE AREA 593 - 596 SQ.FT.
TERRACE AREA 166 SQ.FT. (LEVEL 01)
BALCONY AREA 55 SQ.FT. (LEVELS 02 THROUGH 05)
UNIT REPEATS ON FLOORS 01, 02, 03, 04, 05
SUITE NO. 109, 221, 321, 421, 520



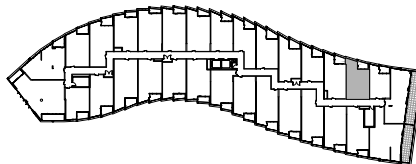
FLOOR 01



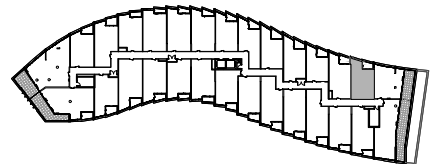
FLOOR 02



FLOOR 03



FLOOR 04



FLOOR 05

ISSUE DATE: 21 JUNE 2021

COMBINED AREA (TERRACE) (*) 762 SQ.FT. (UNIT 109)
 COMBINED AREA (BALCONY) (*) 648 SQ.FT. (UNIT 221, 421)

(*) NOTE: DENOTED SUITES ARE SUITES WITH LOWEST TOTAL COMBINED AREA.



ASPENRIDGE®

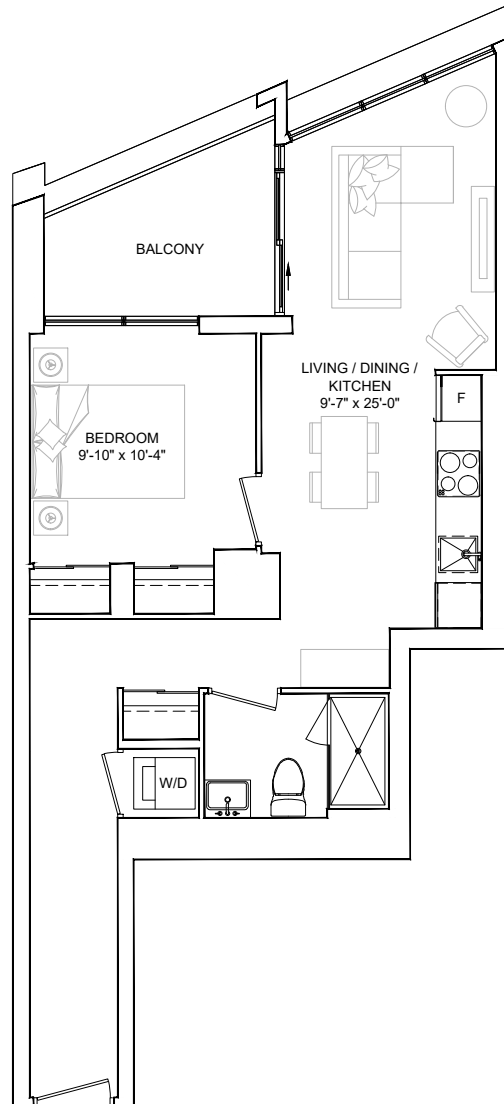


Disclaimer: Drawings are not to scale. Materials, specifications, & floor plans are subject to change without notice. All rendering are artist's conceptions. All areas and stated room dimensions are approximate. Actual usable floor space may vary from the stated floor area. Floor area measured in accordance with Tarion Warranty Corporation Bulletin #22. E.&O.E. Balcony sizes and configurations vary depending on floor level locations.

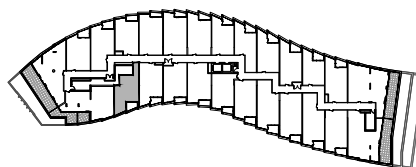
CREST

AT CROSSTOWN

UNIT TYPE 1H



SUITE AREA	612 SQ.FT.
BALCONY AREA	64 SQ.FT.
UNIT REPEATS ON FLOORS	06
SUITE NO.	604



FLOOR 06

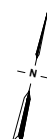
ISSUE DATE: 21 JUNE 2021

COMBINED AREA (BALCONY) (*) 676 SQ.FT. (UNIT 604)

(*) NOTE: DENOTED SUITES ARE SUITES WITH LOWEST TOTAL COMBINED AREA.



ASPENRIDGE®

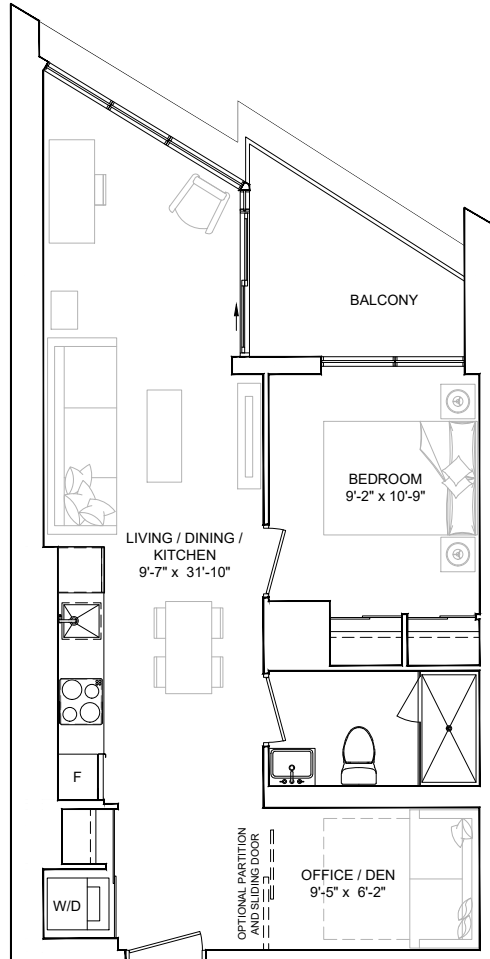


Disclaimer: Drawings are not to scale. Materials, specifications, & floor plans are subject to change without notice. All rendering are artist's conceptions. All areas and stated room dimensions are approximate. Actual usable floor space may vary from the stated floor area. Floor area measured in accordance with Tarion Warranty Corporation Bulletin #22. E.&O.E. Balcony sizes and configurations vary depending on floor level locations.

CREST

AT CROSSTOWN

UNIT TYPE 1A-D

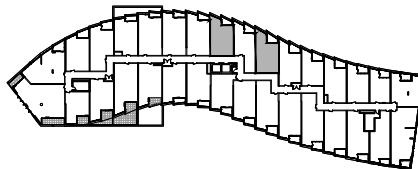


SUITE AS SHOWN IN PLAN	317, 516
SUITE AREA	619 SQ.FT.
BALCONY AREA	58 SQ.FT.
COMBINED AREA	677 SQ.FT.

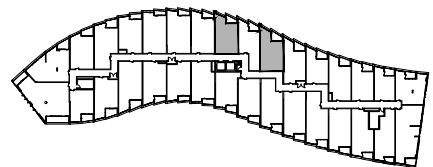
SUITE AREA 594 - 619 SQ.FT.
TERRACE AREA 157 - 183 SQ.FT. (LEVEL 01)
BALCONY AREA 46 - 59 SQ.FT. (LEVELS 02 THROUGH 06)
UNIT REPEATS ON FLOORS 01, 02, 03, 04, 05, 06
SUITE NO. 103, 105, 215, 217, 315, 317, 415, 417, 514, 516, 613, 615



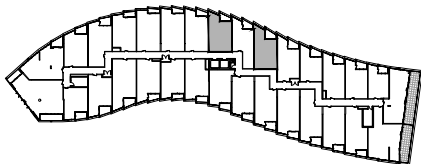
FLOOR 01



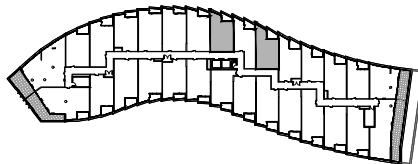
FLOOR 02



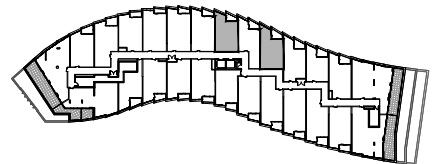
FLOOR 03



FLOOR 04



FLOOR 05



FLOOR 06

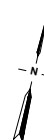
ISSUE DATE: 21 JUNE 2021

COMBINED AREA (TERRACE) (*) 776 SQ.FT. (UNIT 105)
 COMBINED AREA (BALCONY) (*) 640 SQ.FT. (UNIT 215, 415, 613)

(*) NOTE: DENOTED SUITES ARE SUITES WITH LOWEST TOTAL COMBINED AREA.



ASPENRIDGE®

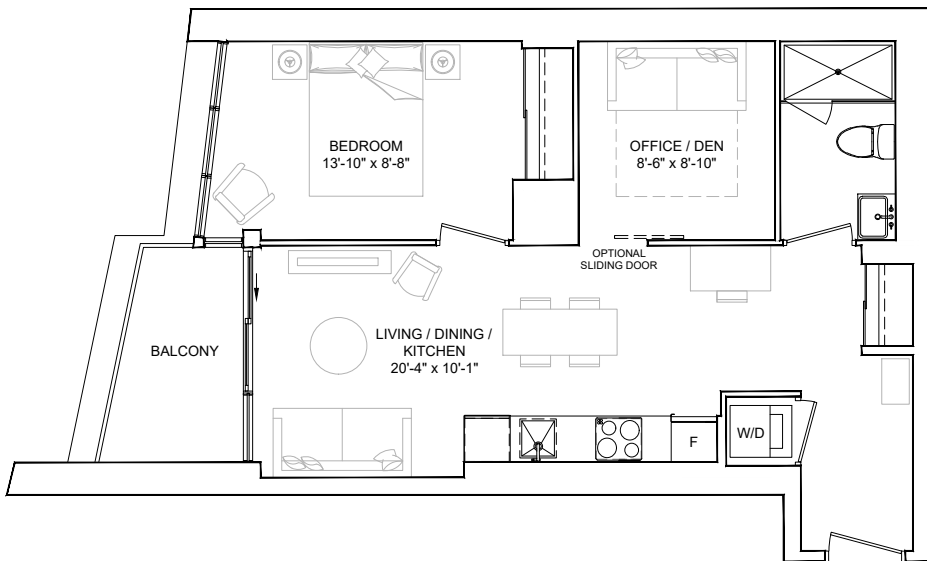


Disclaimer: Drawings are not to scale. Materials, specifications, & floor plans are subject to change without notice. All rendering are artist's conceptions. All areas and stated room dimensions are approximate. Actual usable floor space may vary from the stated floor area. Floor area measured in accordance with Tarion Warranty Corporation Bulletin #22. E.&O.E. Balcony sizes and configurations vary depending on floor level locations.

CREST

AT CROSTOWN

UNIT TYPE 1B-D

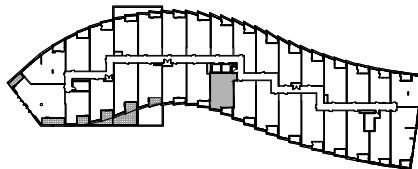


SUITE AS SHOWN IN PLAN	332, 529
SUITE AREA	636 SQ.FT.
BALCONY AREA	50 SQ.FT.
COMBINED AREA	686 SQ.FT.

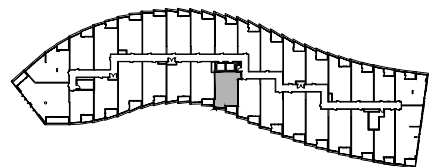
SUITE AREA 634 - 636 SQ.FT.
TERRACE AREA 279 SQ.FT. (LEVEL 01)
BALCONY AREA 50 SQ.FT. (LEVELS 02 THROUGH 06)
UNIT REPEATS ON FLOORS 01, 02, 03, 04, 05, 06
SUITE NO. 119, 232, 332, 431, 529, 626



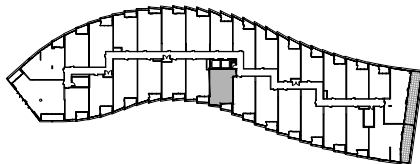
FLOOR 01



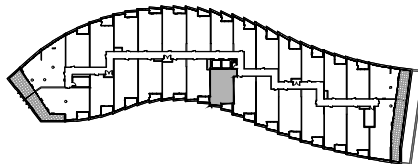
FLOOR 02



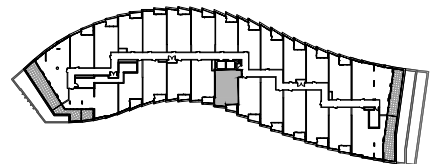
FLOOR 03



FLOOR 04



FLOOR 05



FLOOR 06

ISSUE DATE: 21 JUNE 2021

COMBINED AREA (TERRACE) (*) 915 SQ.FT. (UNIT 119)
 COMBINED AREA (BALCONY) (*) 684 SQ.FT. (UNIT 232, 431, 626)

(*) NOTE: DENOTED SUITES ARE SUITES WITH LOWEST TOTAL COMBINED AREA.



ASPENRIDGE®

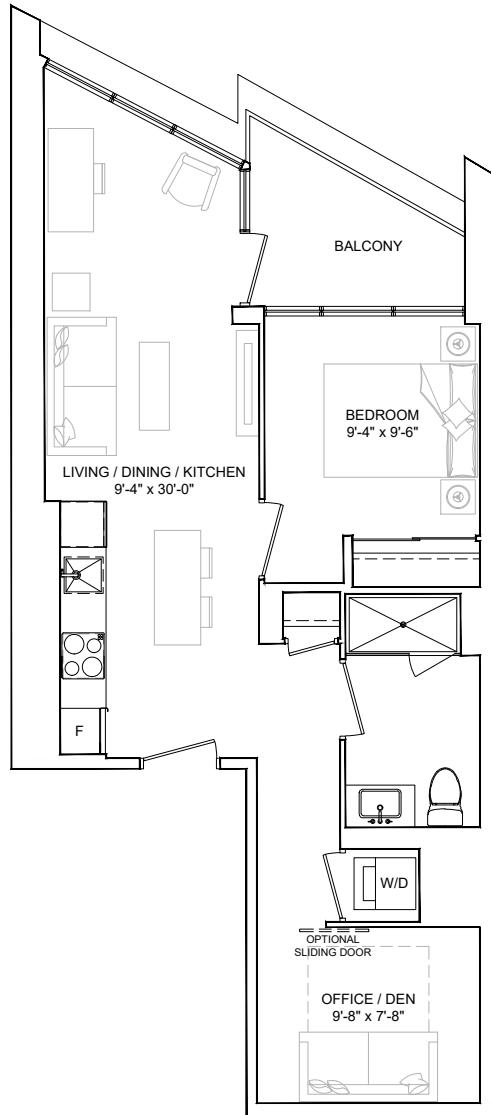


Disclaimer: Drawings are not to scale. Materials, specifications, & floor plans are subject to change without notice. All rendering are artist's conceptions. All areas and stated room dimensions are approximate. Actual usable floor space may vary from the stated floor area. Floor area measured in accordance with Tarion Warranty Corporation Bulletin #22. E.&O.E. Balcony sizes and configurations vary depending on floor level locations.

CREST

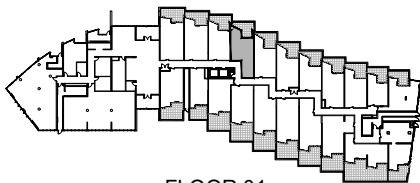
AT CROSSTOWN

UNIT TYPE 1C-D (BF)

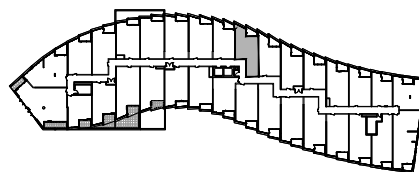


SUITE AS SHOWN IN PLAN	316, 515
SUITE AREA	639 SQ.FT.
BALCONY AREA	53 SQ.FT.
COMBINED AREA	692 SQ.FT.

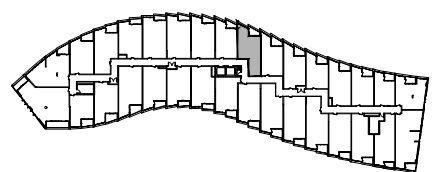
SUITE AREA 637 - 639 SQ.FT.
TERRACE AREA 180 SQ.FT. (LEVEL 01)
BALCONY AREA 53 SQ.FT. (LEVELS 02 THROUGH 06)
UNIT REPEATS ON FLOORS 01, 02, 03, 04, 05, 06
SUITE NO. 104, 216, 316, 416, 515, 614



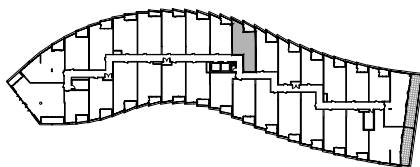
FLOOR 01



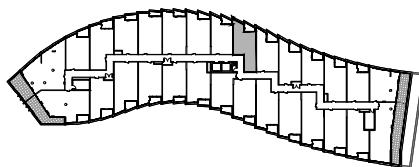
FLOOR 02



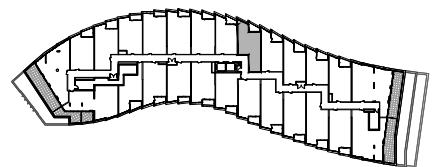
FLOOR 03



FLOOR 04



FLOOR 05



FLOOR 06

ISSUE DATE: 21 JUNE 2021

COMBINED AREA (TERRACE) (*) 819 SQ.FT. (UNIT 104)
 COMBINED AREA (BALCONY) (*) 690 SQ.FT. (UNIT 216, 416, 614)

(*) NOTE: DENOTED SUITES ARE SUITES WITH LOWEST TOTAL COMBINED AREA.



ASPENRIDGE®

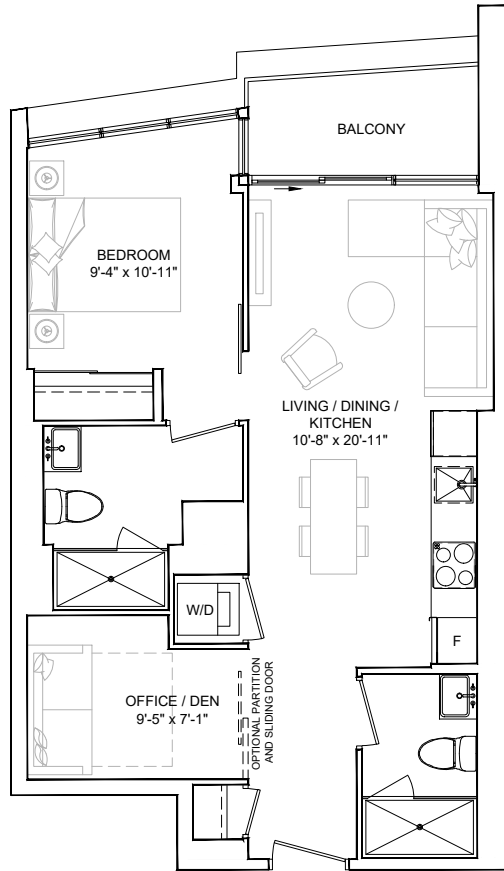


Disclaimer: Drawings are not to scale. Materials, specifications, & floor plans are subject to change without notice. All rendering are artist's conceptions. All areas and stated room dimensions are approximate. Actual usable floor space may vary from the stated floor area. Floor area measured in accordance with Tarion Warranty Corporation Bulletin #22. E.&O.E. Balcony sizes and configurations vary depending on floor level locations.

CREST

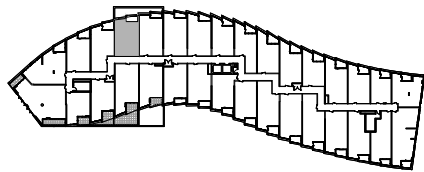
AT CROSTOWN

UNIT TYPE 1D-D

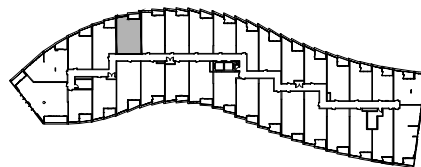


SUITE AS SHOWN IN PLAN	311, 510
SUITE AREA	644 SQ.FT.
BALCONY AREA	44 SQ.FT.
COMBINED AREA	688 SQ.FT.

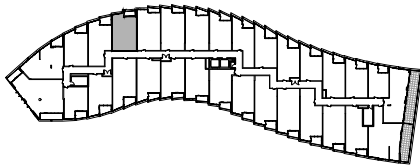
SUITE AREA 641 - 644 SQ.FT.
BALCONY AREA 44 SQ.FT. (LEVEL 02 THROUGH 06)
UNIT REPEATS ON FLOORS 02, 03, 04, 05, 06
SUITE NO. 211, 311, 411, 510, 609



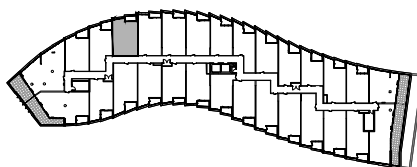
FLOOR 02



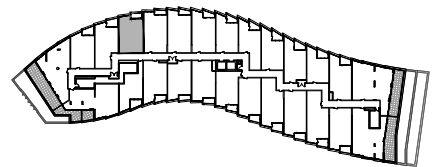
FLOOR 03



FLOOR 04



FLOOR 05



FLOOR 06

ISSUE DATE: 21 JUNE 2021

COMBINED AREA (BALCONY) (*) 685 SQ.FT. (UNIT 211, 411, 609)

(*) NOTE: DENOTED SUITES ARE SUITES WITH LOWEST TOTAL COMBINED AREA.



ASPENRIDGE®

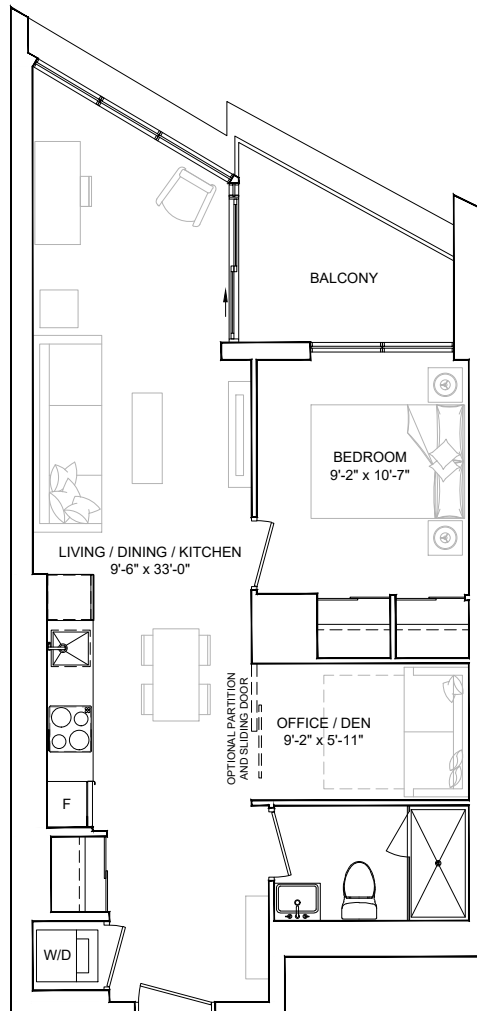


Disclaimer: Drawings are not to scale. Materials, specifications, & floor plans are subject to change without notice. All rendering are artist's conceptions. All areas and stated room dimensions are approximate. Actual usable floor space may vary from the stated floor area. Floor area measured in accordance with Tarion Warranty Corporation Bulletin #22. E.&O.E. Balcony sizes and configurations vary depending on floor level locations.

CREST

AT CROSSTOWN

UNIT TYPE 1E-D

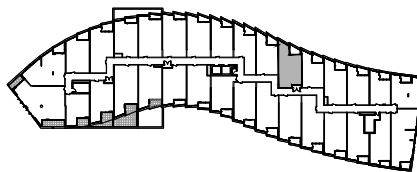


SUITE AS SHOWN IN PLAN	318, 517
SUITE AREA	655 SQ.FT.
BALCONY AREA	57 SQ.FT.
COMBINED AREA	712 SQ.FT.

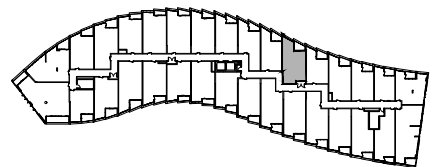
SUITE AREA 653 - 655 SQ.FT.
TERRACE AREA 156 SQ.FT. (LEVEL 01)
BALCONY AREA 57 SQ.FT. (LEVELS 02 THROUGH 06)
UNIT REPEATS ON FLOORS 01, 02, 03, 04, 05, 06
SUITE NO. 106, 218, 318, 418, 517, 616



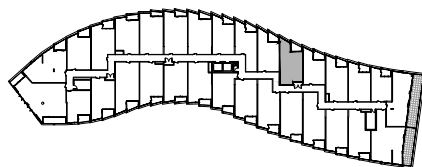
FLOOR 01



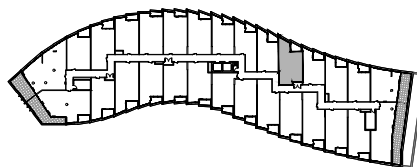
FLOOR 02



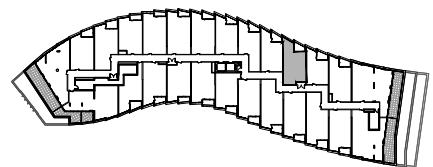
FLOOR 03



FLOOR 04



FLOOR 05



FLOOR 06

ISSUE DATE: 21 JUNE 2021

COMBINED AREA (TERRACE) (*) 811 SQ.FT. (UNIT 106)
 COMBINED AREA (BALCONY) (*) 710 SQ.FT. (UNIT 218, 418, 616)

(*) NOTE: DENOTED SUITES ARE SUITES WITH LOWEST TOTAL COMBINED AREA.



ASPENRIDGE®

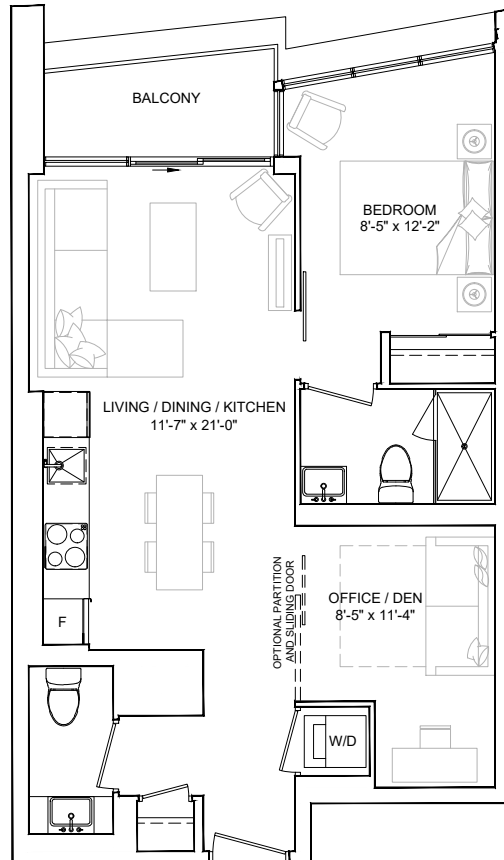


Disclaimer: Drawings are not to scale. Materials, specifications, & floor plans are subject to change without notice. All rendering are artist's conceptions. All areas and stated room dimensions are approximate. Actual usable floor space may vary from the stated floor area. Floor area measured in accordance with Tarion Warranty Corporation Bulletin #22. E.&O.E. Balcony sizes and configurations vary depending on floor level locations.

CREST

AT CROSSTOWN

UNIT TYPE 1F-D

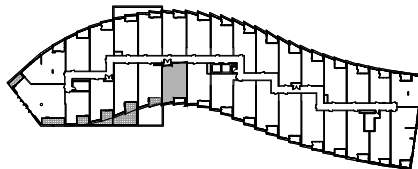


SUITE AS SHOWN IN PLAN	302, 502
SUITE AREA	670 SQ.FT.
BALCONY AREA	42 SQ.FT.
COMBINED AREA	712 SQ.FT.

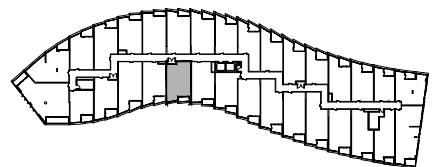
SUITE AREA 668 - 688 SQ.FT.
TERRACE AREA 238 SQ.FT. (LEVEL 01)
BALCONY AREA 42 SQ.FT. (LEVELS 02 THROUGH 06)
UNIT REPEATS ON FLOORS 01, 02, 03, 04, 05, 06
SUITE NO. 121, 202, 302, 402, 502, 602



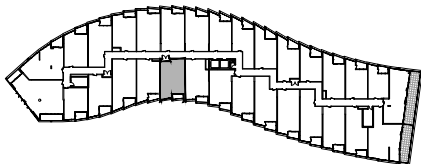
FLOOR 01



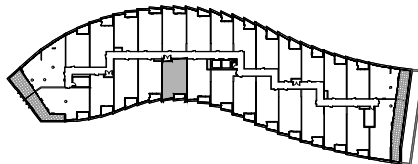
FLOOR 02



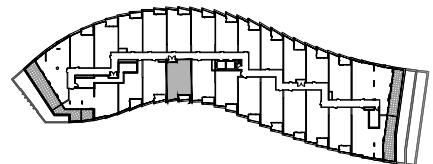
FLOOR 03



FLOOR 04



FLOOR 05



FLOOR 06

ISSUE DATE: 21 JUNE 2021

COMBINED AREA (TERRACE) (*) 926 SQ.FT. (UNIT 121)
 COMBINED AREA (BALCONY) (*) 710 SQ.FT. (UNIT 202, 402, 602)

(*) NOTE: DENOTED SUITES ARE SUITES WITH LOWEST TOTAL COMBINED AREA.



ASPENRIDGE®

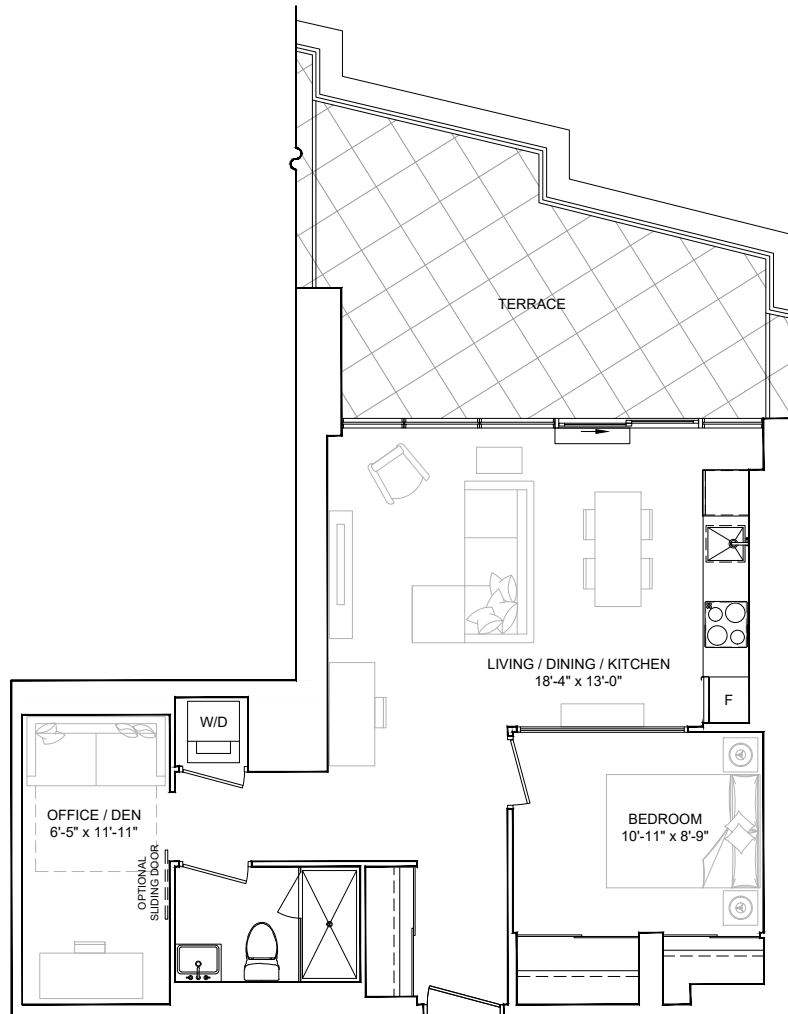


Disclaimer: Drawings are not to scale. Materials, specifications, & floor plans are subject to change without notice. All rendering are artist's conceptions. All areas and stated room dimensions are approximate. Actual usable floor space may vary from the stated floor area. Floor area measured in accordance with Tarion Warranty Corporation Bulletin #22. E.&O.E. Balcony sizes and configurations vary depending on floor level locations.

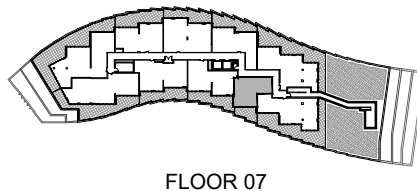
CREST

AT CROSSTOWN

UNIT TYPE 1G-D



SUITE AREA	705 SQ.FT.
TERRACE AREA	196 SQ.FT.
UNIT REPEATS ON FLOORS	07
SUITE NO.	710



ISSUE DATE: 21 JUNE 2021

COMBINED AREA (TERRACE) (*) 901 SQ.FT. (UNIT 710)

(*) NOTE: DENOTED SUITES ARE SUITES WITH LOWEST TOTAL COMBINED AREA.



ASPENRIDGE®

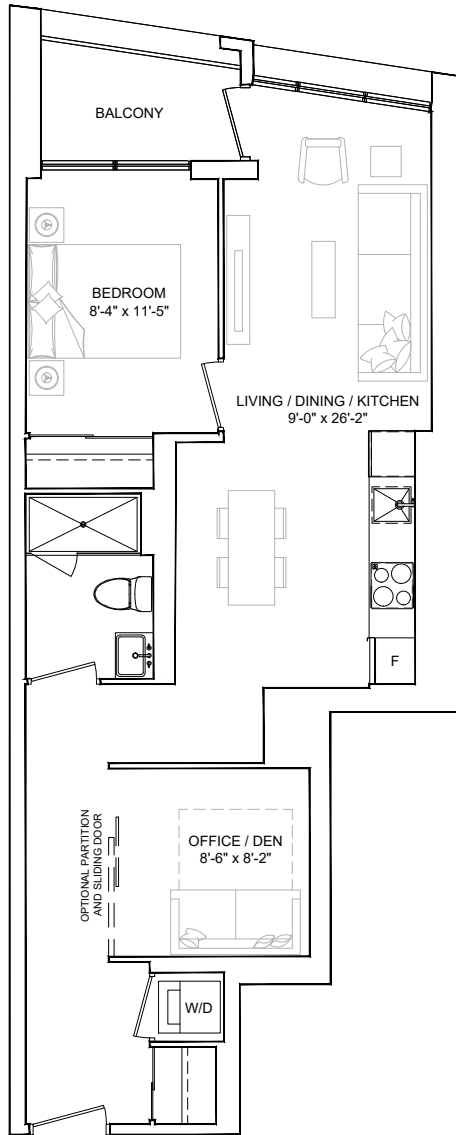


Disclaimer: Drawings are not to scale. Materials, specifications, & floor plans are subject to change without notice. All rendering are artist's conceptions. All areas and stated room dimensions are approximate. Actual usable floor space may vary from the stated floor area. Floor area measured in accordance with Tarion Warranty Corporation Bulletin #22. E.&O.E. Balcony sizes and configurations vary depending on floor level locations.

CREST

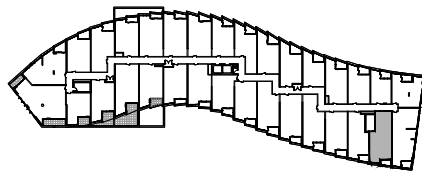
AT CROSSTOWN

UNIT TYPE 1H-D

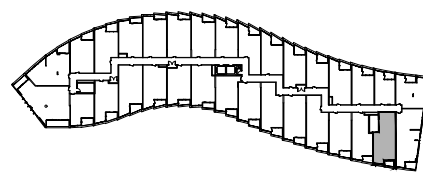


SUITE AS SHOWN IN PLAN	325
SUITE AREA	712 SQ.FT.
BALCONY AREA	40 SQ.FT.
COMBINED AREA	752 SQ.FT.

SUITE AREA	710 - 712 SQ.FT.
BALCONY AREA	40 SQ.FT.
UNIT REPEATS ON FLOORS	02, 03
SUITE NO.	225, 325



FLOOR 02



FLOOR 03

ISSUE DATE: 21 JUNE 2021

COMBINED AREA (BALCONY) (*) 750 SQ.FT. (UNIT 225)

(*) NOTE: DENOTED SUITES ARE SUITES WITH LOWEST TOTAL COMBINED AREA.



ASPENRIDGE®

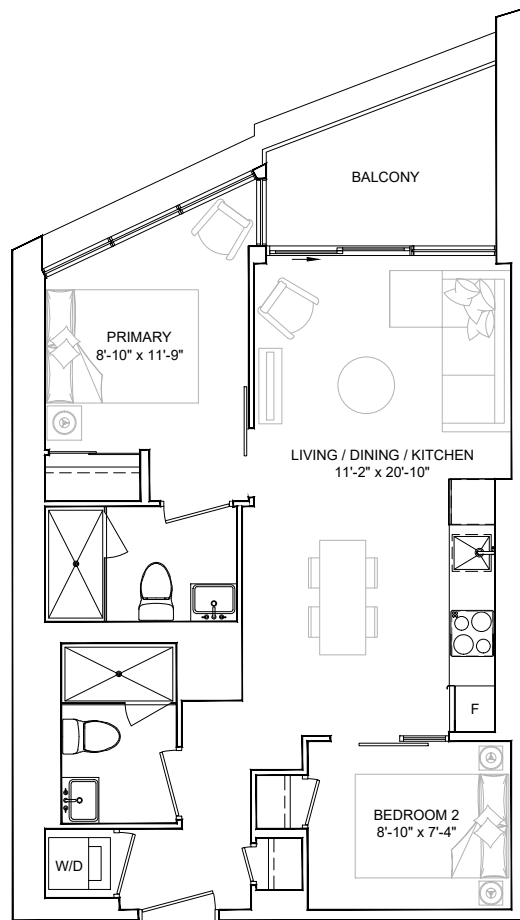


Disclaimer: Drawings are not to scale. Materials, specifications, & floor plans are subject to change without notice. All rendering are artist's conceptions. All areas and stated room dimensions are approximate. Actual usable floor space may vary from the stated floor area. Floor area measured in accordance with Tarion Warranty Corporation Bulletin #22. E.&O.E. Balcony sizes and configurations vary depending on floor level locations.

CREST

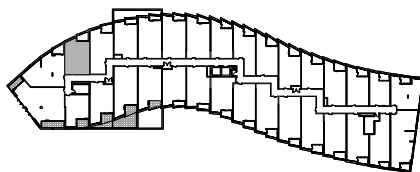
AT CROSSTOWN

UNIT TYPE 2A

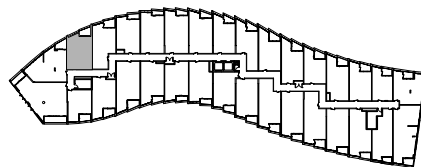


SUITE AS SHOWN IN PLAN	309	
SUITE AREA	639	SQ.FT.
BALCONY AREA	60	SQ.FT.
COMBINED AREA	699	SQ.FT.

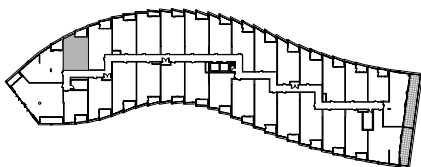
SUITE AREA 627 - 639 SQ.FT.
BALCONY AREA 60 SQ.FT. (LEVELS 02 THROUGH 06)
UNIT REPEATS ON FLOORS 02, 03, 04, 05, 06
SUITE NO. 209, 309, 409, 508, 607



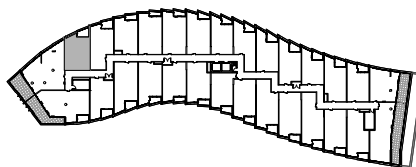
FLOOR 02



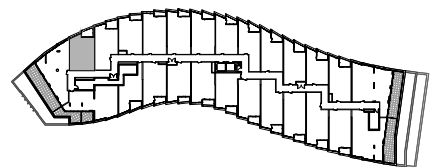
FLOOR 03



FLOOR 04



FLOOR 05



FLOOR 06

ISSUE DATE: 21 JUNE 2021

COMBINED AREA (BALCONY) (*) 687 SQ.FT. (UNIT 508, 607)

(*) NOTE: DENOTED SUITES ARE SUITES WITH LOWEST TOTAL COMBINED AREA.



ASPENRIDGE®

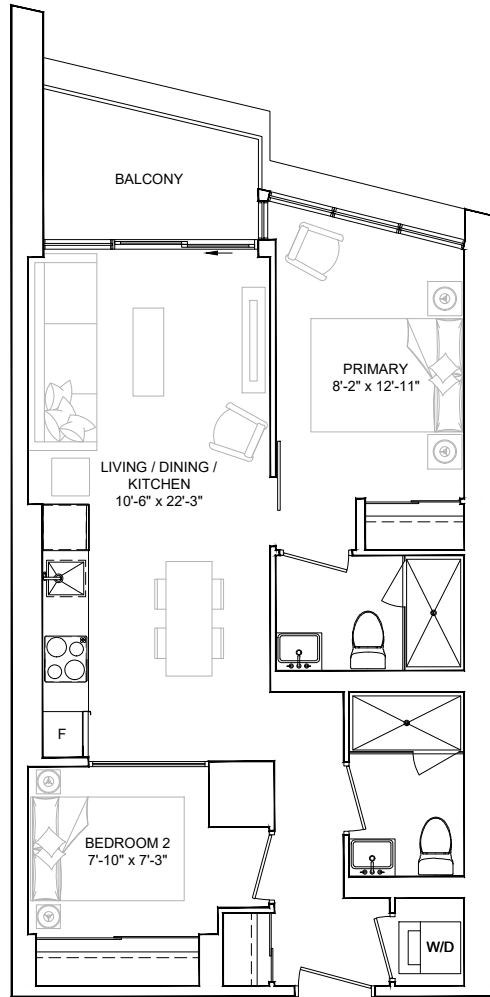


Disclaimer: Drawings are not to scale. Materials, specifications, & floor plans are subject to change without notice. All rendering are artist's conceptions. All areas and stated room dimensions are approximate. Actual usable floor space may vary from the stated floor area. Floor area measured in accordance with Tarion Warranty Corporation Bulletin #22. E.&O.E. Balcony sizes and configurations vary depending on floor level locations.

CREST

AT CROSSTOWN

UNIT TYPE 2B

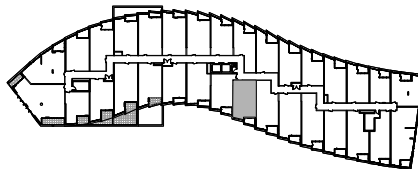


SUITE AS SHOWN IN PLAN	331, 528
SUITE AREA	667 SQ.FT.
BALCONY AREA	51 SQ.FT.
COMBINED AREA	718 SQ.FT.

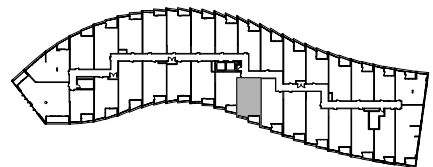
SUITE AREA 665 - 667 SQ.FT.
TERRACE AREA 294 SQ.FT. (LEVEL 01)
BALCONY AREA 51 SQ.FT. (LEVELS 02 THROUGH 06)
UNIT REPEATS ON FLOORS 01, 02, 03, 04, 05, 06
SUITE NO. 118, 231, 331, 430, 528, 625



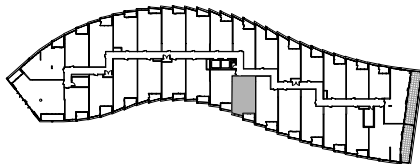
FLOOR 01



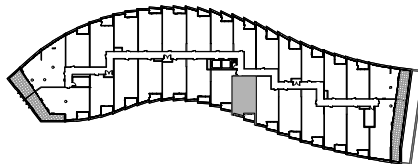
FLOOR 02



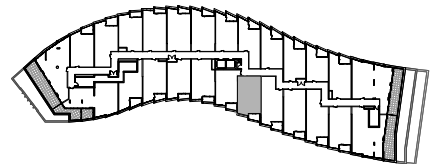
FLOOR 03



FLOOR 04



FLOOR 05



FLOOR 06

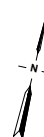
ISSUE DATE: 21 JUNE 2021

COMBINED AREA (TERRACE) (*) 961 SQ.FT. (UNIT 118)
 COMBINED AREA (BALCONY) (*) 716 SQ.FT. (UNIT 231, 430, 625)

(*) NOTE: DENOTED SUITES ARE SUITES WITH LOWEST TOTAL COMBINED AREA.



ASPENRIDGE®

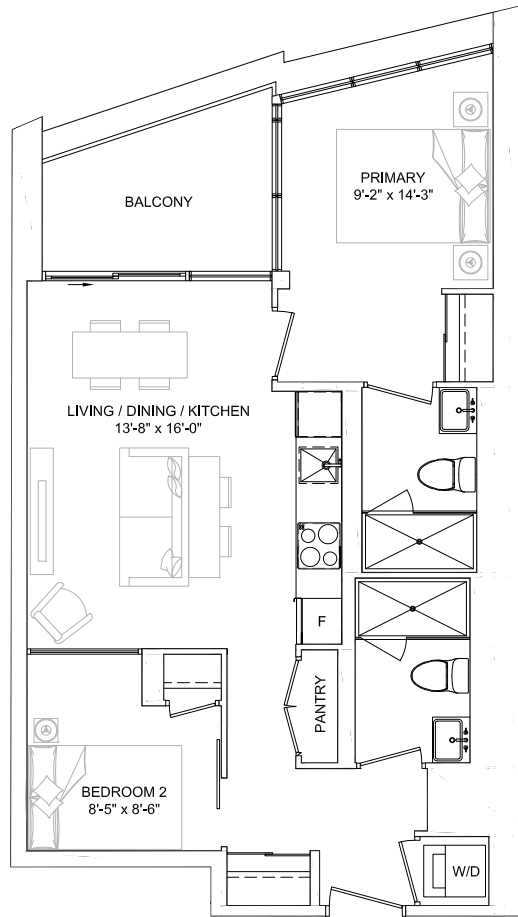


Disclaimer: Drawings are not to scale. Materials, specifications, & floor plans are subject to change without notice. All rendering are artist's conceptions. All areas and stated room dimensions are approximate. Actual usable floor space may vary from the stated floor area. Floor area measured in accordance with Tarion Warranty Corporation Bulletin #22. E.&O.E. Balcony sizes and configurations vary depending on floor level locations.

CREST

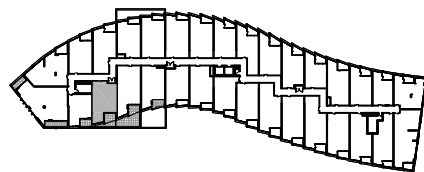
AT CROSSTOWN

UNIT TYPE 2C

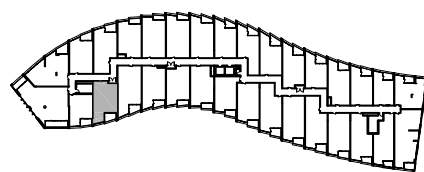


SUITE AS SHOWN IN PLAN	305, 505
SUITE AREA	669 SQ.FT.
BALCONY AREA	63 SQ.FT.
COMBINED AREA	732 SQ.FT.

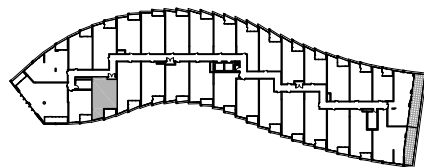
SUITE AREA	667 - 669 SQ.FT.
TERRACE AREA	154 SQ.FT. (LEVEL 02)
BALCONY AREA	63 - 64 SQ.FT. (LEVELS 03 THROUGH 05)
UNIT REPEATS ON FLOORS	02, 03, 04, 05
SUITE NO.	205, 305, 405, 505



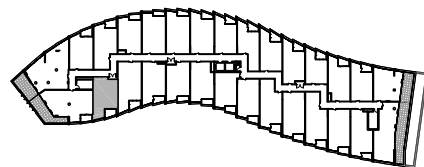
FLOOR 02



FLOOR 03



FLOOR 04



FLOOR 05

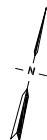
ISSUE DATE: 21 JUNE 2021

COMBINED AREA (TERRACE) (*) 821 SQ.FT. (UNIT 205)
 COMBINED AREA (BALCONY) (*) 731 SQ.FT. (UNIT 405)

(*) NOTE: DENOTED SUITES ARE SUITES WITH LOWEST TOTAL COMBINED AREA.



ASPENRIDGE®

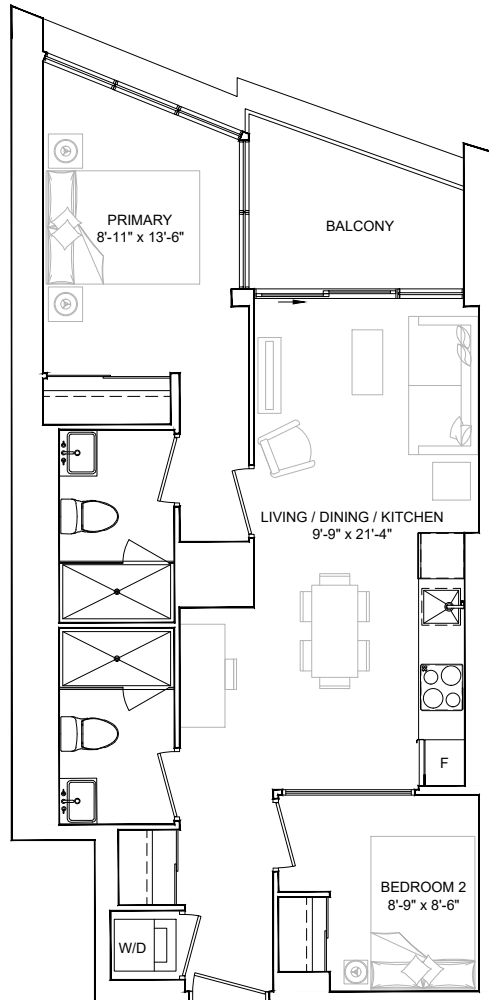


Disclaimer: Drawings are not to scale. Materials, specifications, & floor plans are subject to change without notice. All rendering are artist's conceptions. All areas and stated room dimensions are approximate. Actual usable floor space may vary from the stated floor area. Floor area measured in accordance with Tarion Warranty Corporation Bulletin #22. E.&O.E. Balcony sizes and configurations vary depending on floor level locations.

CREST

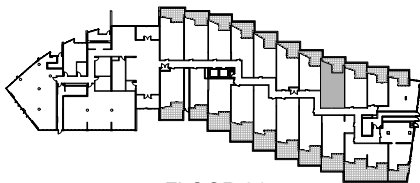
AT CROSTOWN

UNIT TYPE 2D

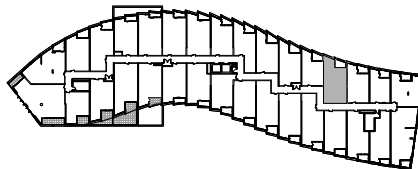


SUITE AS SHOWN IN PLAN	320, 519
SUITE AREA	681 SQ.FT.
BALCONY AREA	55 SQ.FT.
COMBINED AREA	736 SQ.FT.

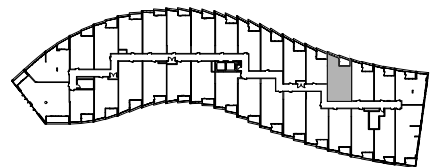
SUITE AREA 679 - 681 SQ.FT.
TERRACE AREA 165 SQ.FT. (LEVEL 01)
BALCONY AREA 55 - 56 SQ.FT. (LEVELS 02 THROUGH 06)
UNIT REPEATS ON FLOORS 01, 02, 03, 04, 05, 06
SUITE NO. 108, 220, 320, 420, 519, 618



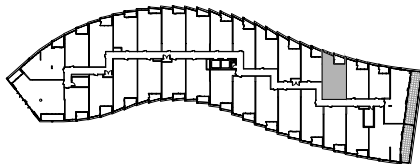
FLOOR 01



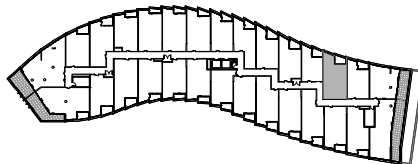
FLOOR 02



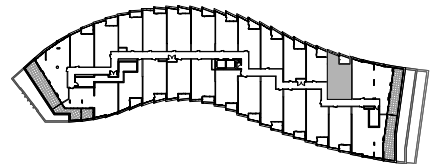
FLOOR 03



FLOOR 04



FLOOR 05



FLOOR 06

ISSUE DATE: 21 JUNE 2021

COMBINED AREA (TERRACE) (*) 846 SQ.FT. (UNIT 108)
 COMBINED AREA (BALCONY) (*) 735 SQ.FT. (UNIT 220, 420, 618)

(*) NOTE: DENOTED SUITES ARE SUITES WITH LOWEST TOTAL COMBINED AREA.



ASPENRIDGE®

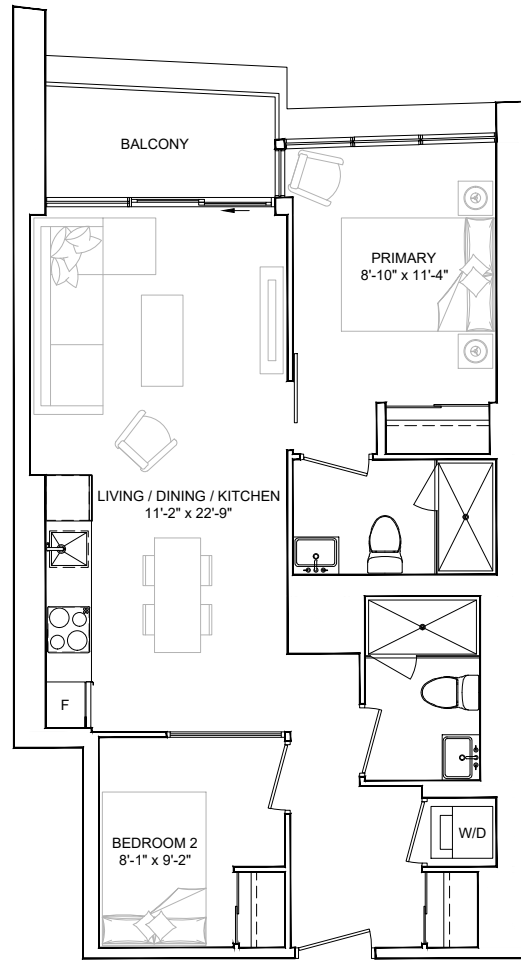


Disclaimer: Drawings are not to scale. Materials, specifications, & floor plans are subject to change without notice. All rendering are artist's conceptions. All areas and stated room dimensions are approximate. Actual usable floor space may vary from the stated floor area. Floor area measured in accordance with Tarion Warranty Corporation Bulletin #22. E.&O.E. Balcony sizes and configurations vary depending on floor level locations.

CREST

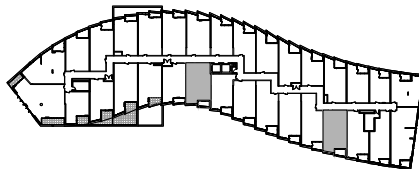
AT CROSSTOWN

UNIT TYPE 2E

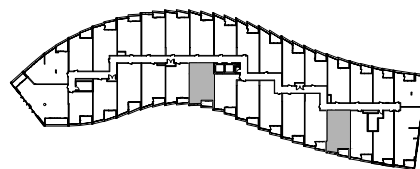


SUITE AS SHOWN IN PLAN	301, 501
SUITE AREA	703 SQ.FT.
BALCONY AREA	46 SQ.FT.
COMBINED AREA	749 SQ.FT.

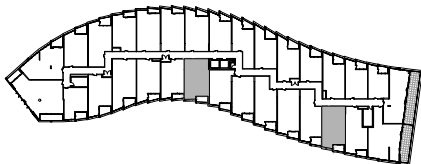
SUITE AREA 699 - 703 SQ.FT.
BALCONY AREA 46 - 51 SQ.FT. (LEVELS 02 THROUGH 06)
UNIT REPEATS ON FLOORS 02, 03, 04, 05, 06
SUITE NO. 201, 227, 301, 327, 401, 426, 501, 524, 601, 621



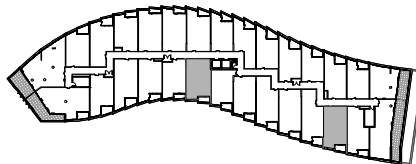
FLOOR 02



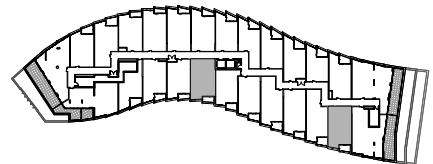
FLOOR 03



FLOOR 04



FLOOR 05



FLOOR 06

ISSUE DATE: 21 JUNE 2021

COMBINED AREA (BALCONY) (*) 747 SQ.FT. (UNIT 201, 401, 601)

(*) NOTE: DENOTED SUITES ARE SUITES WITH LOWEST TOTAL COMBINED AREA.



ASPENRIDGE®

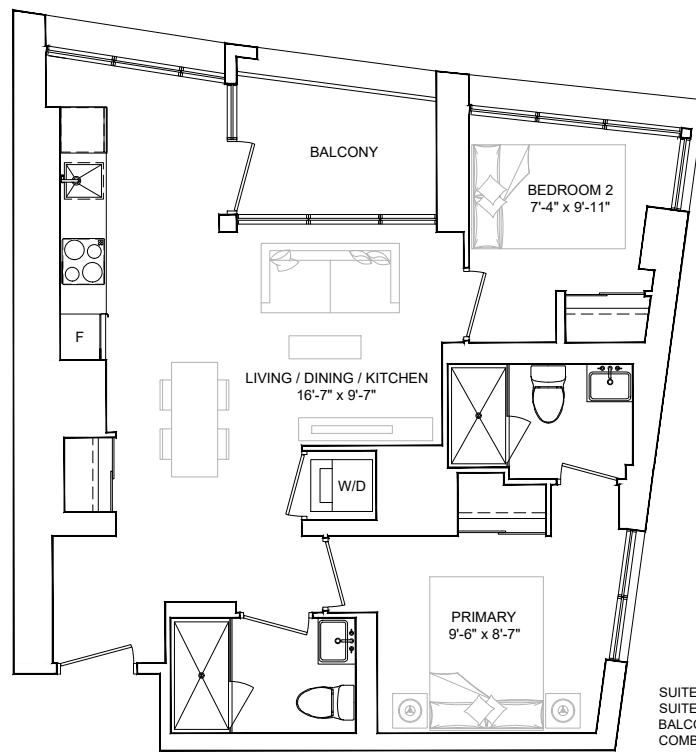


Disclaimer: Drawings are not to scale. Materials, specifications, & floor plans are subject to change without notice. All rendering are artist's conceptions. All areas and stated room dimensions are approximate. Actual usable floor space may vary from the stated floor area. Floor area measured in accordance with Tarion Warranty Corporation Bulletin #22. E.&O.E. Balcony sizes and configurations vary depending on floor level locations.

CREST

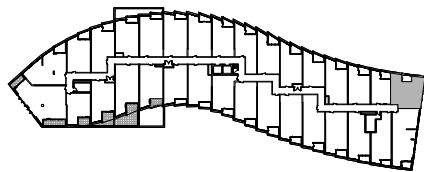
AT CROSSTOWN

UNIT TYPE 2F

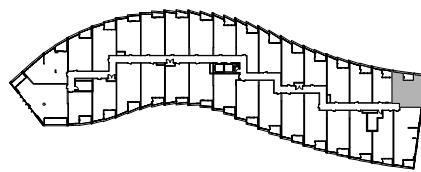


SUITE AS SHOWN IN PLAN	323
SUITE AREA	705 SQ.FT.
BALCONY AREA	48 SQ.FT.
COMBINED AREA	753 SQ.FT.

SUITE AREA	702 - 705 SQ.FT.
BALCONY AREA	48 SQ.FT. (LEVELS 02 THROUGH 03)
UNIT REPEATS ON FLOORS	02, 03
SUITE NO.	223, 323



FLOOR 02



FLOOR 03

ISSUE DATE: 21 JUNE 2021

COMBINED AREA (BALCONY) (*) 750 SQ.FT. (UNIT 223)

(*) NOTE: DENOTED SUITES ARE SUITES WITH LOWEST TOTAL COMBINED AREA.



ASPENRIDGE®

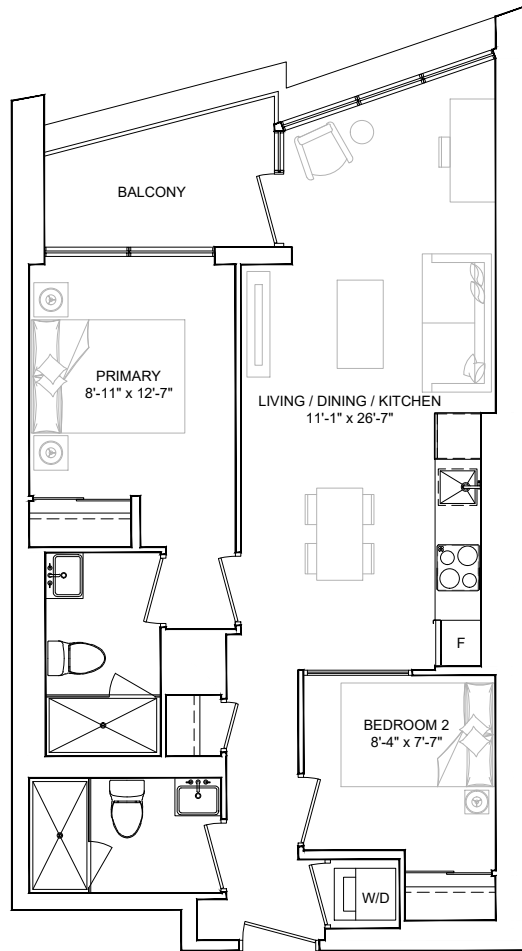


Disclaimer: Drawings are not to scale. Materials, specifications, & floor plans are subject to change without notice. All rendering are artist's conceptions. All areas and stated room dimensions are approximate. Actual usable floor space may vary from the stated floor area. Floor area measured in accordance with Tarion Warranty Corporation Bulletin #22. E.&O.E. Balcony sizes and configurations vary depending on floor level locations.

CREST

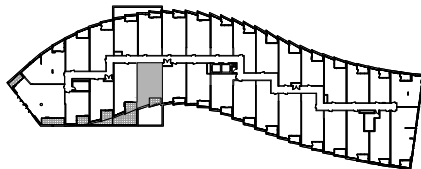
AT CROSSTOWN

UNIT TYPE 2G

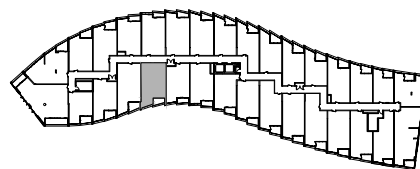


SUITE AS SHOWN IN PLAN	303, 503
SUITE AREA	706 SQ.FT.
BALCONY AREA	52 SQ.FT.
COMBINED AREA	758 SQ.FT.

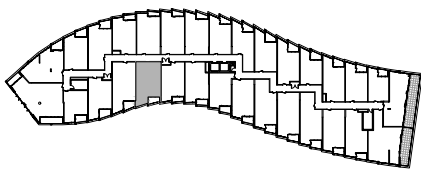
SUITE AREA	704 - 706 SQ.FT.
TERRANCE AREA	53 SQ.FT. (LEVEL 02)
BALCONY AREA	52 - 53 SQ.FT. (LEVELS 03 THROUGH 06)
UNIT REPEATS ON FLOORS	02, 03, 04, 05, 06
SUITE NO.	203, 303, 403, 503, 603



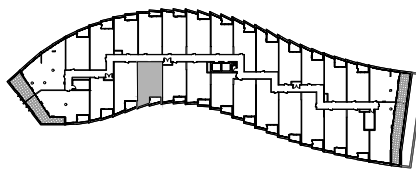
FLOOR 02



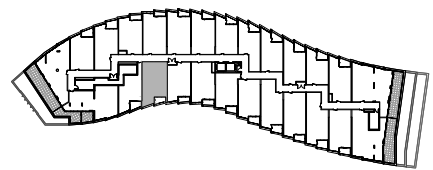
FLOOR 03



FLOOR 04



FLOOR 05



FLOOR 06

ISSUE DATE: 21 JUNE 2021

COMBINED AREA (TERRACE) (*) 757 SQ.FT. (UNIT 203)
 COMBINED AREA (BALCONY) (*) 757 SQ.FT. (UNIT 403, 603)

(*) NOTE: DENOTED SUITES ARE SUITES WITH LOWEST TOTAL COMBINED AREA.



ASPENRIDGE®

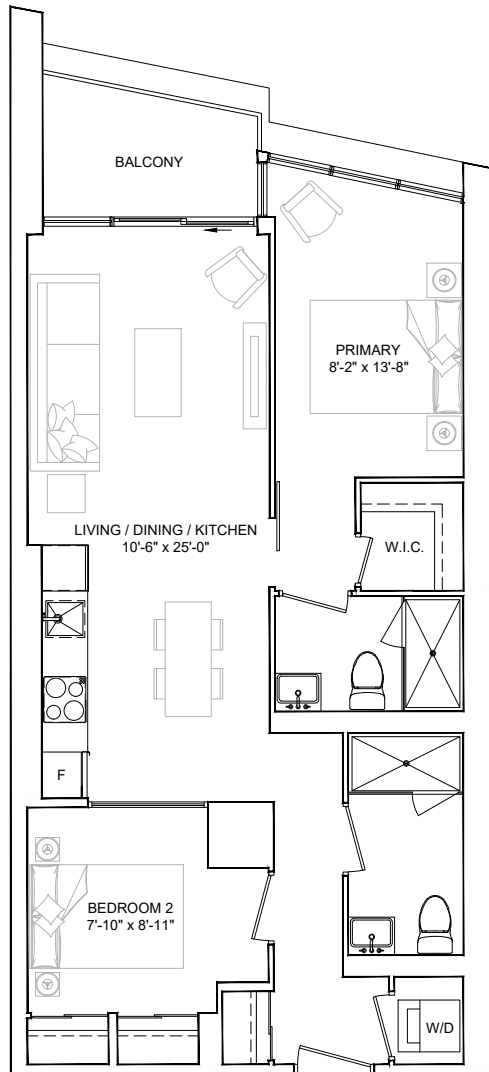


Disclaimer: Drawings are not to scale. Materials, specifications, & floor plans are subject to change without notice. All rendering are artist's conceptions. All areas and stated room dimensions are approximate. Actual usable floor space may vary from the stated floor area. Floor area measured in accordance with Tarion Warranty Corporation Bulletin #22. E.&O.E. Balcony sizes and configurations vary depending on floor level locations.

CREST

AT CROSSTOWN

UNIT TYPE 2H

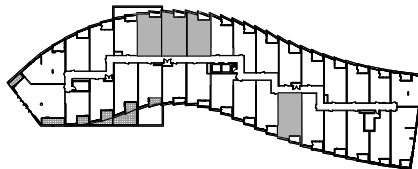


SUITE AS SHOWN IN PLAN	329, 526
SUITE AREA	762 SQ.FT.
BALCONY AREA	49 SQ.FT.
COMBINED AREA	811 SQ.FT.

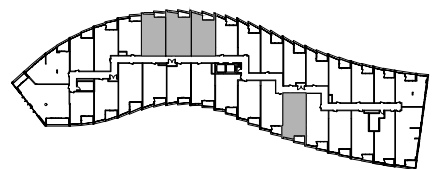
SUITE AREA 713 - 766 SQ.FT.
TERRACE AREA 177 - 277 SQ.FT. (LEVEL 01)
BALCONY AREA 37 - 50 SQ.FT. (LEVELS 02 THROUGH 06)
UNIT REPEATS ON FLOORS 01, 02, 03, 04, 05, 06
SUITE NO. 101, 102, 116, 212, 213, 214, 229, 312, 313, 314, 329, 412, 413, 414, 428, 511, 512, 513, 526, 610, 611, 612, 623



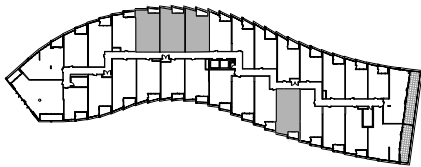
FLOOR 01



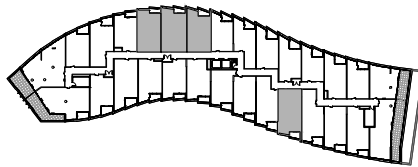
FLOOR 02



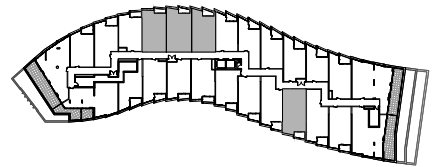
FLOOR 03



FLOOR 04



FLOOR 05



FLOOR 06

ISSUE DATE: 21 JUNE 2021

COMBINED AREA (TERRACE) (*) 892 SQ.FT. (UNIT 102)
 COMBINED AREA (BALCONY) (*) 758 SQ.FT. (UNIT 214, 414, 612)

(*) NOTE: DENOTED SUITES ARE SUITES WITH LOWEST TOTAL COMBINED AREA.



ASPENRIDGE®

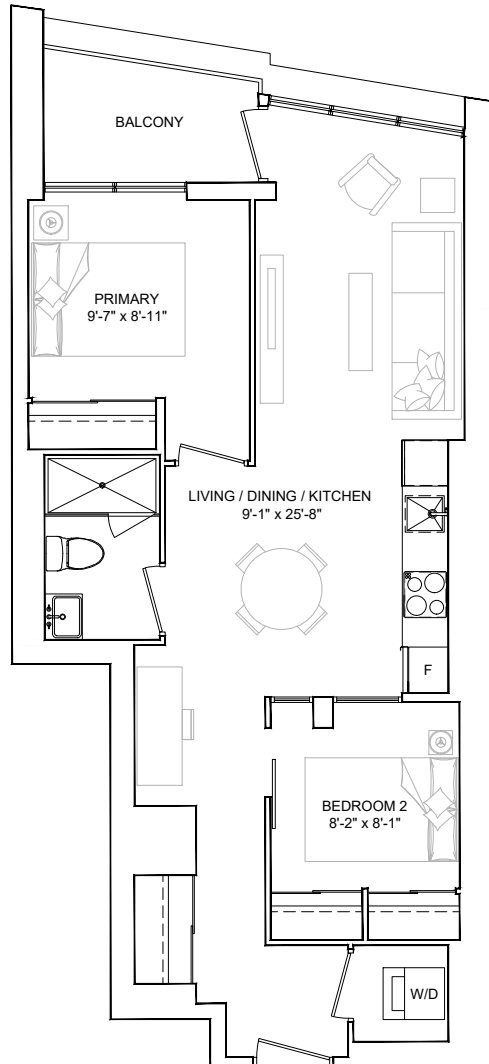


Disclaimer: Drawings are not to scale. Materials, specifications, & floor plans are subject to change without notice. All rendering are artist's conceptions. All areas and stated room dimensions are approximate. Actual usable floor space may vary from the stated floor area. Floor area measured in accordance with Tarion Warranty Corporation Bulletin #22. E.&O.E. Balcony sizes and configurations vary depending on floor level locations.

CREST

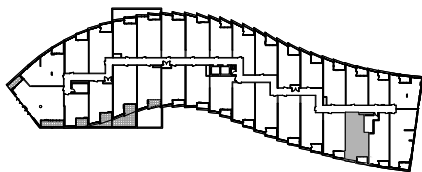
AT CROSSTOWN

UNIT TYPE 2J

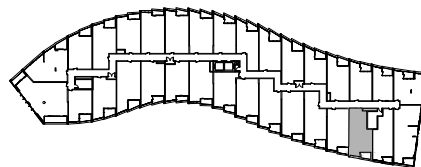


SUITE AS SHOWN IN PLAN	326, 523
SUITE AREA	716 SQ.FT.
BALCONY AREA	48 SQ.FT.
COMBINED AREA	764 SQ.FT.

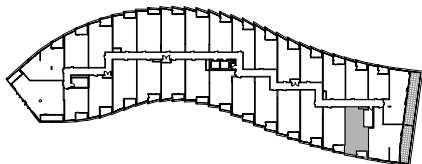
SUITE AREA 714 - 716 SQ.FT.
BALCONY AREA 48 SQ.FT. (LEVELS 02 THROUGH 05)
UNIT REPEATS ON FLOORS 02, 03, 04, 05
SUITE NO. 226, 326, 425, 523



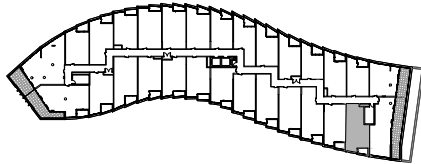
FLOOR 02



FLOOR 03



FLOOR 04



FLOOR 05

ISSUE DATE: 21 JUNE 2021

COMBINED AREA (BALCONY) (*) 762 SQ.FT. (UNIT 226, 425)

(*) NOTE: DENOTED SUITES ARE SUITES WITH LOWEST TOTAL COMBINED AREA.



ASPENRIDGE®



Disclaimer: Drawings are not to scale. Materials, specifications, & floor plans are subject to change without notice. All rendering are artist's conceptions. All areas and stated room dimensions are approximate. Actual usable floor space may vary from the stated floor area. Floor area measured in accordance with Tarion Warranty Corporation Bulletin #22. E.&O.E. Balcony sizes and configurations vary depending on floor level locations.

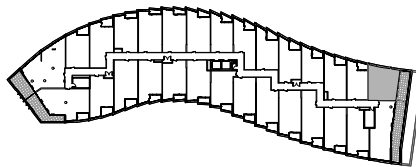
CREST

AT CROSSTOWN

UNIT TYPE 2K



SUITE AREA	715 SQ.FT.
TERRACE AREA	227 SQ.FT.
UNIT REPEATS ON FLOORS	05
SUITE NO.	521



FLOOR 05

ISSUE DATE: 21 JUNE 2021

COMBINED AREA (TERRACE) (*) 942 SQ.FT. (UNIT 521)

(*) NOTE: DENOTED SUITES ARE SUITES WITH LOWEST TOTAL COMBINED AREA.



ASPENRIDGE®

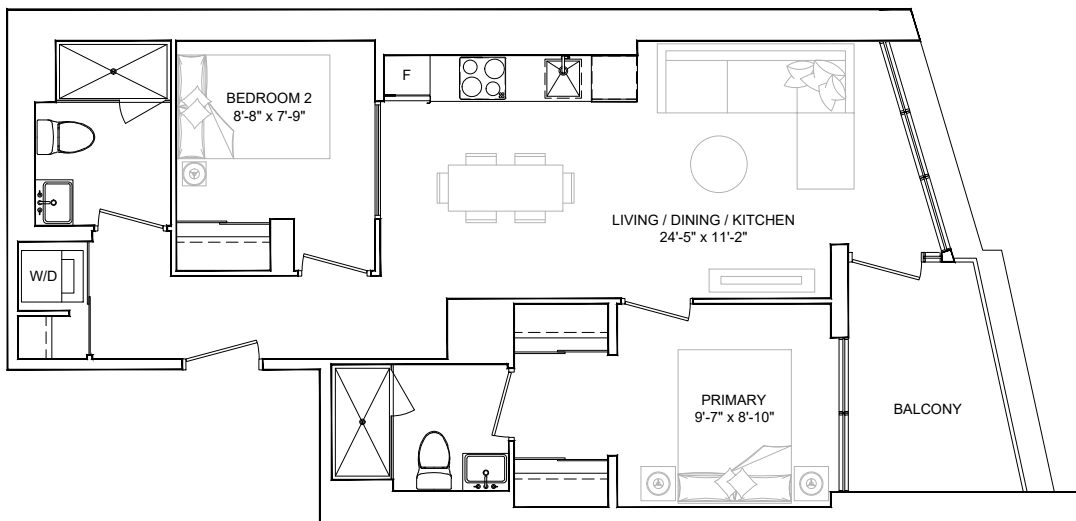


Disclaimer: Drawings are not to scale. Materials, specifications, & floor plans are subject to change without notice. All rendering are artist's conceptions. All areas and stated room dimensions are approximate. Actual usable floor space may vary from the stated floor area. Floor area measured in accordance with Tarion Warranty Corporation Bulletin #22. E.&O.E. Balcony sizes and configurations vary depending on floor level locations.

CREST

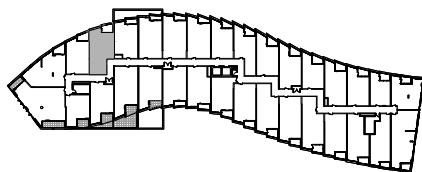
AT CROSSTOWN

UNIT TYPE 2L

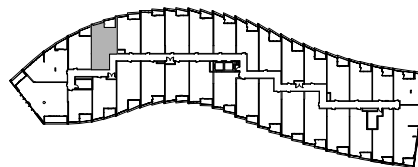


SUITE AS SHOWN IN PLAN	310, 509
SUITE AREA	724 SQ.FT.
BALCONY AREA	65 SQ.FT.
COMBINED AREA	789 SQ.FT.

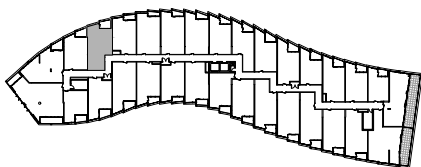
SUITE AREA 721 - 724 SQ.FT.
BALCONY AREA 65 SQ.FT. (LEVELS 02 THROUGH 06)
UNIT REPEATS ON FLOORS 02, 03, 04, 05, 06
SUITE NO. 210, 310, 410, 509, 608



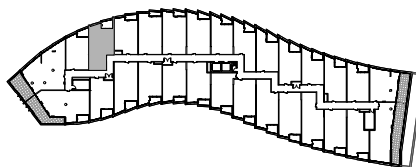
FLOOR 02



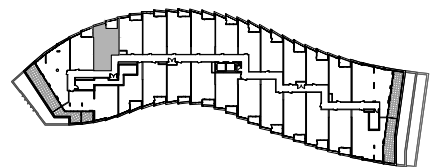
FLOOR 03



FLOOR 04



FLOOR 05



FLOOR 06

ISSUE DATE: 21 JUNE 2021

COMBINED AREA (BALCONY) (*) 786 SQ.FT. (UNIT 210, 410, 608)

(*) NOTE: DENOTED SUITES ARE SUITES WITH LOWEST TOTAL COMBINED AREA.



ASPENRIDGE®

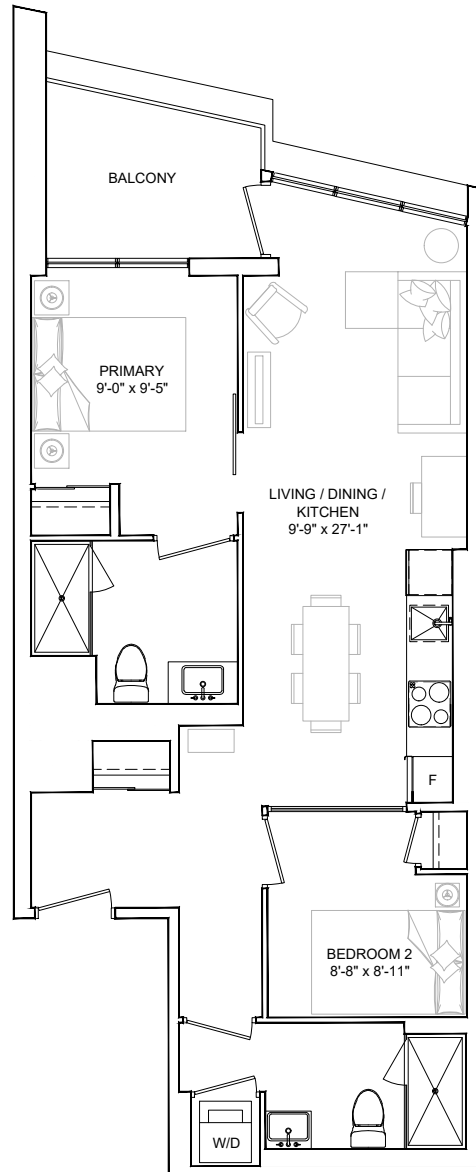


Disclaimer: Drawings are not to scale. Materials, specifications, & floor plans are subject to change without notice. All rendering are artist's conceptions. All areas and stated room dimensions are approximate. Actual usable floor space may vary from the stated floor area. Floor area measured in accordance with Tarion Warranty Corporation Bulletin #22. E.&O.E. Balcony sizes and configurations vary depending on floor level locations.

CREST

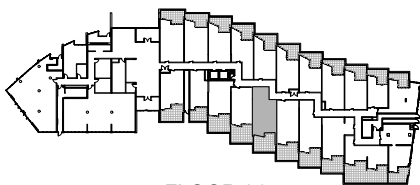
AT CROSSTOWN

UNIT TYPE 2M (BF)

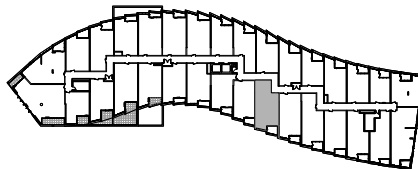


SUITE AS SHOWN IN PLAN	330, 527
SUITE AREA	750 SQ.FT.
BALCONY AREA	62 SQ.FT.
COMBINED AREA	812 SQ.FT.

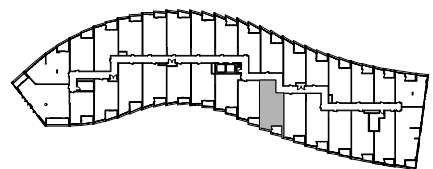
SUITE AREA 748 - 750 SQ.FT.
TERRACE AREA 293 SQ.FT. (LEVEL 01)
BALCONY AREA 62 - 63 SQ.FT. (LEVELS 02 THROUGH 06)
UNIT REPEATS ON FLOORS 01, 02, 03, 04, 05, 06
SUITE NO. 117, 230, 330, 429, 527, 624



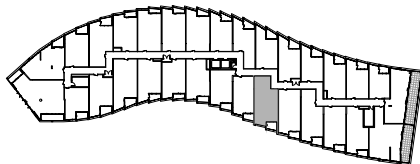
FLOOR 01



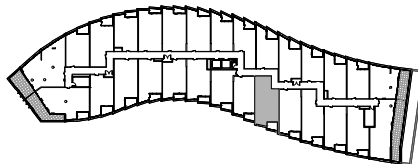
FLOOR 02



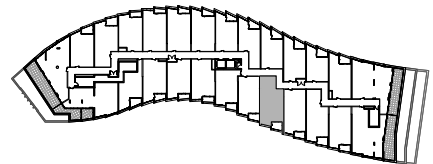
FLOOR 03



FLOOR 04



FLOOR 05



FLOOR 06

ISSUE DATE: 21 JUNE 2021

COMBINED AREA (TERRACE) (*) 1043 SQ.FT. (UNIT 117)
 COMBINED AREA (BALCONY) (*) 811 SQ.FT. (UNIT 230, 429, 624)

(*) NOTE: DENOTED SUITES ARE SUITES WITH LOWEST TOTAL COMBINED AREA.



ASPENRIDGE®

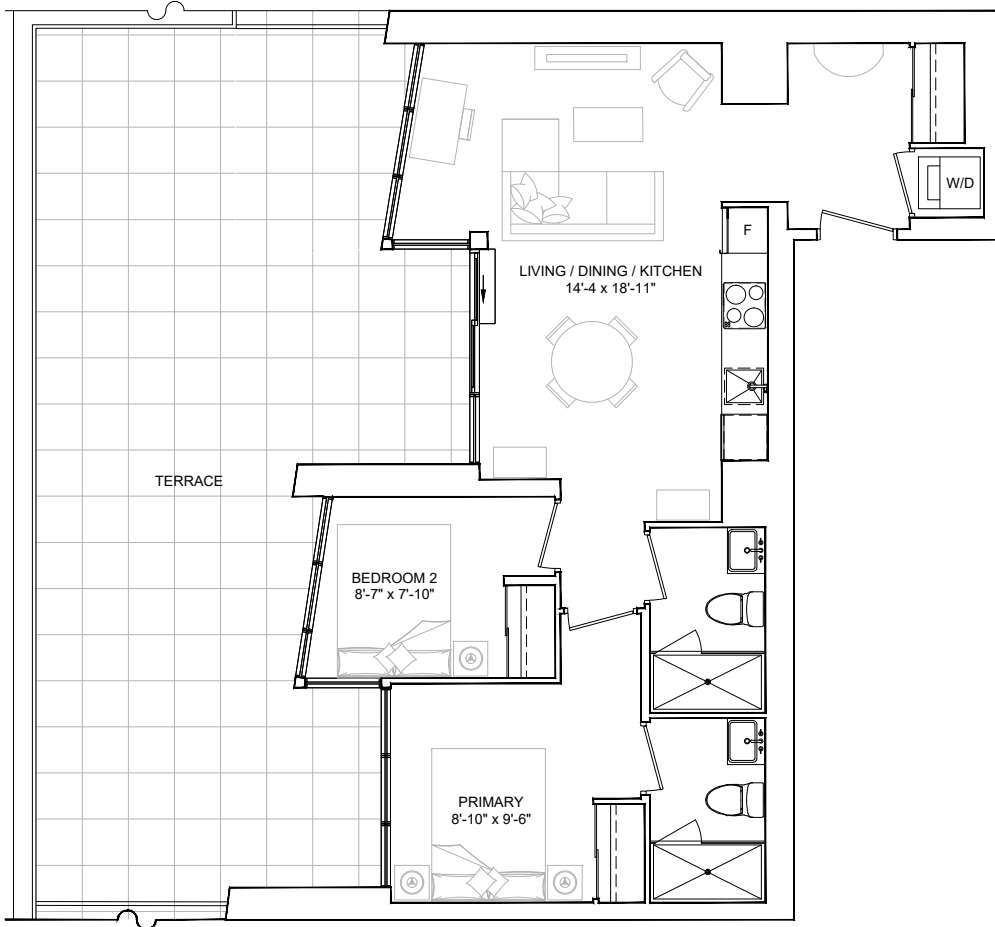


Disclaimer: Drawings are not to scale. Materials, specifications, & floor plans are subject to change without notice. All rendering are artist's conceptions. All areas and stated room dimensions are approximate. Actual usable floor space may vary from the stated floor area. Floor area measured in accordance with Tarion Warranty Corporation Bulletin #22. E.&O.E. Balcony sizes and configurations vary depending on floor level locations.

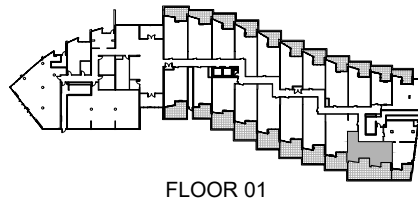
CREST

AT CROSSTOWN

UNIT TYPE 2N



SUITE AREA	755 SQ.FT.
TERRACE AREA	575 SQ.FT.
UNIT REPEATS ON FLOORS	01
SUITE NO.	113



FLOOR 01

ISSUE DATE: 21 JUNE 2021

COMBINED AREA (TERRACE) (*) 1330 SQ.FT. (UNIT 113)

(*) NOTE: DENOTED SUITES ARE SUITES WITH LOWEST TOTAL COMBINED AREA.



ASPENRIDGE®

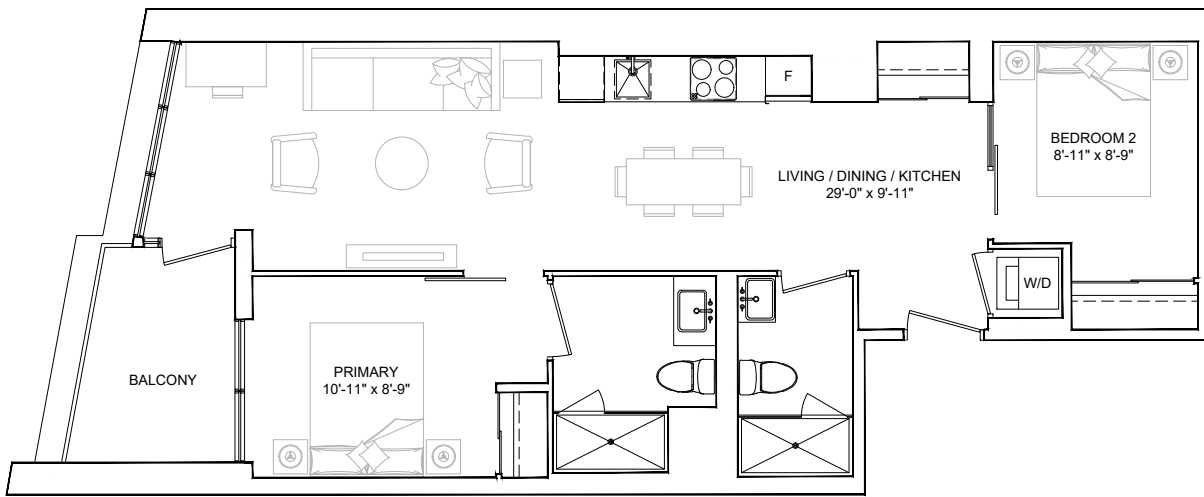


Disclaimer: Drawings are not to scale. Materials, specifications, & floor plans are subject to change without notice. All rendering are artist's conceptions. All areas and stated room dimensions are approximate. Actual usable floor space may vary from the stated floor area. Floor area measured in accordance with Tarion Warranty Corporation Bulletin #22. E.&O.E. Balcony sizes and configurations vary depending on floor level locations.

CREST

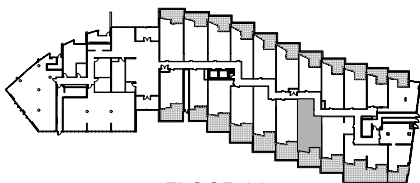
AT CROSSTOWN

UNIT TYPE 2P (BF)

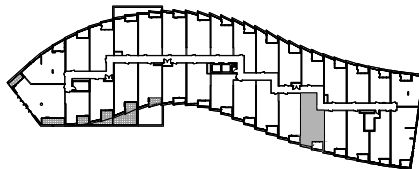


SUITE AS SHOWN IN PLAN	328, 525
SUITE AREA	780 SQ.FT.
BALCONY AREA	61 SQ.FT.
COMBINED AREA	841 SQ.FT.

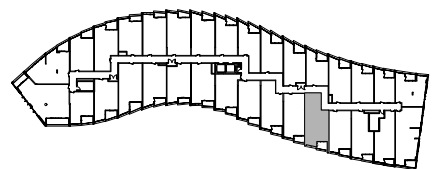
SUITE AREA 778 - 780 SQ.FT.
TERRACE AREA 274 SQ.FT. (LEVEL 01)
BALCONY AREA 61 SQ.FT. (LEVELS 02 THROUGH 06)
UNIT REPEATS ON FLOORS 01, 02, 03, 04, 05, 06
SUITE NO. 115, 228, 328, 427, 525, 622



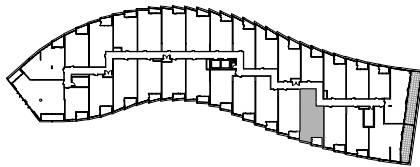
FLOOR 01



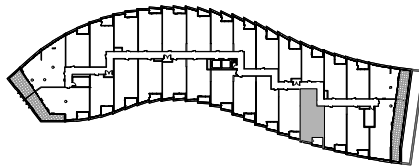
FLOOR 02



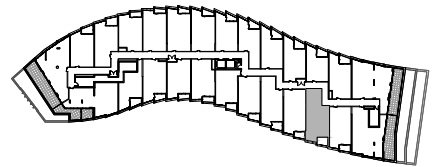
FLOOR 03



FLOOR 04



FLOOR 05



FLOOR 06

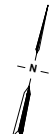
ISSUE DATE: 21 JUNE 2021

COMBINED AREA (TERRACE) (*) 1054 SQ.FT. (UNIT 115)
 COMBINED AREA (BALCONY) (*) 839 SQ.FT. (UNIT 228, 427, 622)

(*) NOTE: DENOTED SUITES ARE SUITES WITH LOWEST TOTAL COMBINED AREA.



ASPENRIDGE®

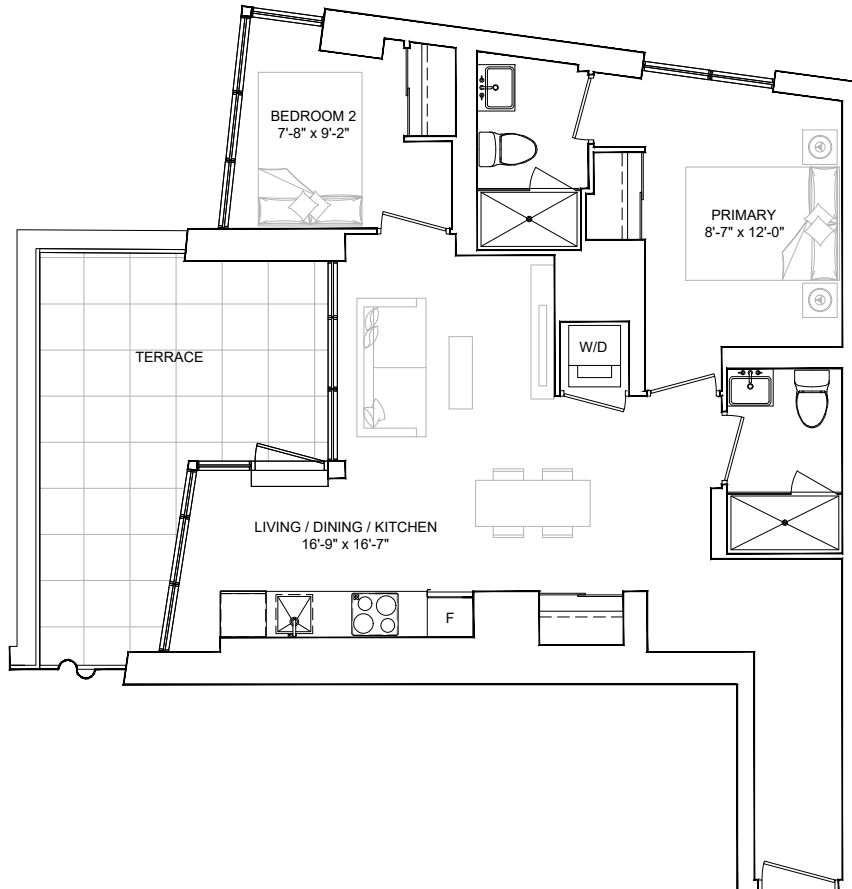


Disclaimer: Drawings are not to scale. Materials, specifications, & floor plans are subject to change without notice. All rendering are artist's conceptions. All areas and stated room dimensions are approximate. Actual usable floor space may vary from the stated floor area. Floor area measured in accordance with Tarion Warranty Corporation Bulletin #22. E.&O.E. Balcony sizes and configurations vary depending on floor level locations.

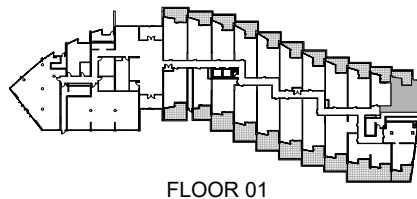
CREST

AT CROSSTOWN

UNIT TYPE 2Q



SUITE AREA	779 SQ.FT.
TERRACE AREA	161 SQ.FT.
UNIT REPEATS ON FLOORS	01
SUITE NO.	111



ISSUE DATE: 21 JUNE 2021

COMBINED AREA (TERRACE) (*) 940 SQ.FT. (UNIT 111)

(*) NOTE: DENOTED SUITES ARE SUITES WITH LOWEST TOTAL COMBINED AREA.



ASPENRIDGE®

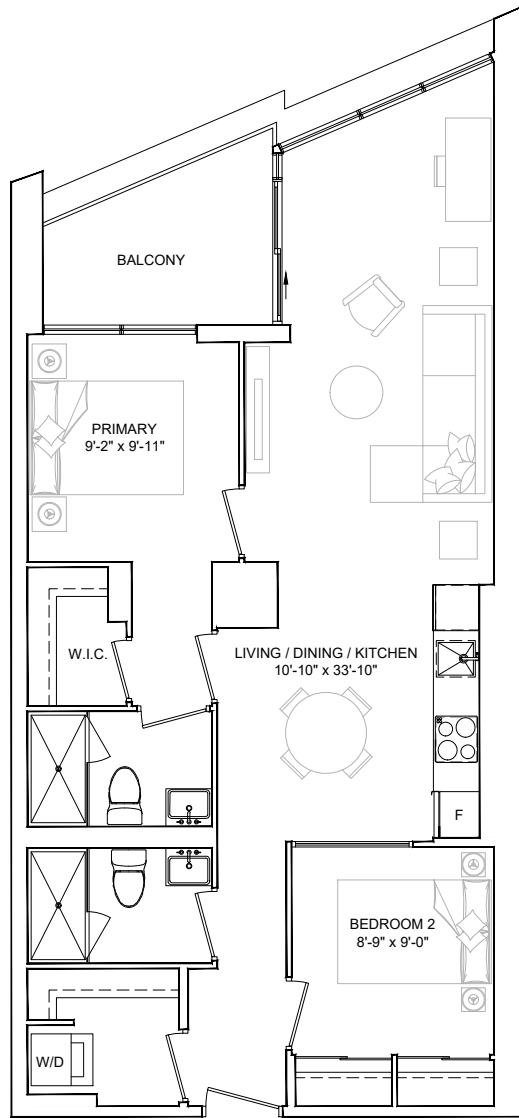


Disclaimer: Drawings are not to scale. Materials, specifications, & floor plans are subject to change without notice. All rendering are artist's conceptions. All areas and stated room dimensions are approximate. Actual usable floor space may vary from the stated floor area. Floor area measured in accordance with Tarion Warranty Corporation Bulletin #22. E.&O.E. Balcony sizes and configurations vary depending on floor level locations.

CREST

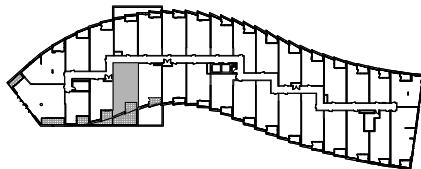
AT CROSSTOWN

UNIT TYPE 2R

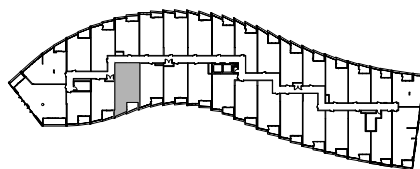


SUITE AS SHOWN IN PLAN	304, 504
SUITE AREA	834 SQ.FT.
BALCONY AREA	64 SQ.FT.
COMBINED AREA	898 SQ.FT.

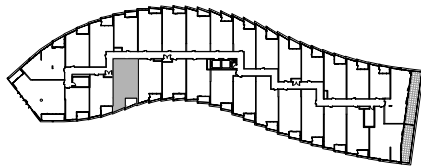
SUITE AREA	832 - 834 SQ.FT.
TERRACE AREA	288 SQ.FT. (LEVEL 02)
BALCONY AREA	64 SQ.FT. (LEVELS 03 THROUGH 05)
UNIT REPEATS ON FLOORS	02, 03, 04, 05
SUITE NO.	204, 304, 404, 504



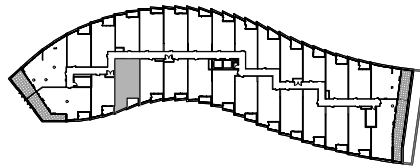
FLOOR 02



FLOOR 03



FLOOR 04



FLOOR 05

ISSUE DATE: 21 JUNE 2021

COMBINED AREA (TERRACE) (*) 1120 SQ.FT. (UNIT 204)
 COMBINED AREA (BALCONY) (*) 896 SQ.FT. (UNIT 404)

(*) NOTE: DENOTED SUITES ARE SUITES WITH LOWEST TOTAL COMBINED AREA.



ASPENRIDGE®

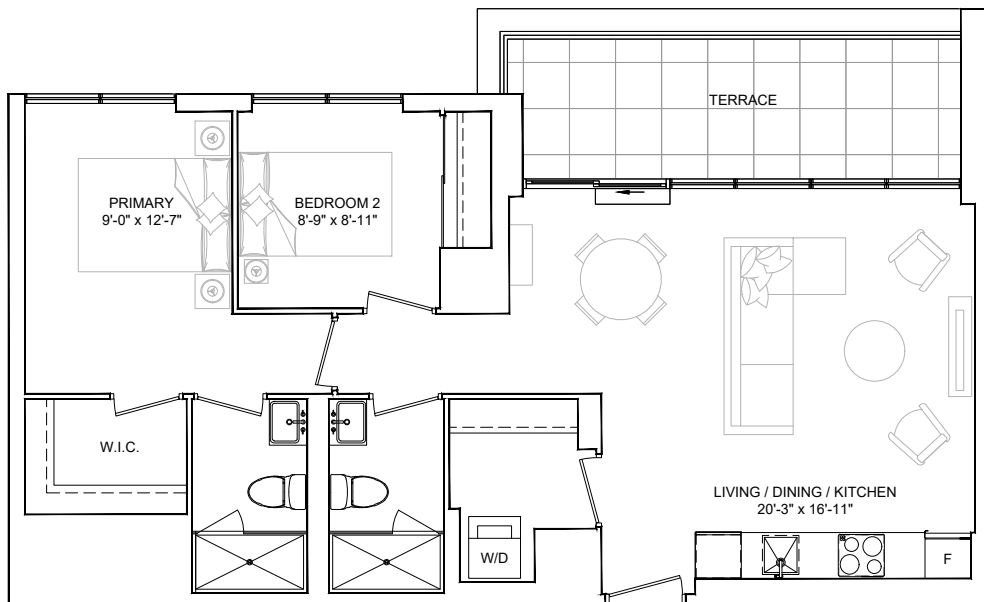


Disclaimer: Drawings are not to scale. Materials, specifications, & floor plans are subject to change without notice. All rendering are artist's conceptions. All areas and stated room dimensions are approximate. Actual usable floor space may vary from the stated floor area. Floor area measured in accordance with Tarion Warranty Corporation Bulletin #22. E.&O.E. Balcony sizes and configurations vary depending on floor level locations.

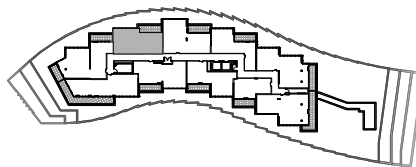
CREST

AT CROSSTOWN

UNIT TYPE 2S



SUITE AREA	846 SQ.FT.
TERRACE AREA	117 SQ.FT.
UNIT REPEATS ON FLOORS	08
SUITE NO.	805
KITCHEN TYPE	12'-0" LINEAR



FLOOR 08

ISSUE DATE: 21 JUNE 2021

COMBINED AREA (TERRACE) (*) 963 SQ.FT. (UNIT 805)

(*) NOTE: DENOTED SUITES ARE SUITES WITH LOWEST TOTAL COMBINED AREA.



ASPENRIDGE®

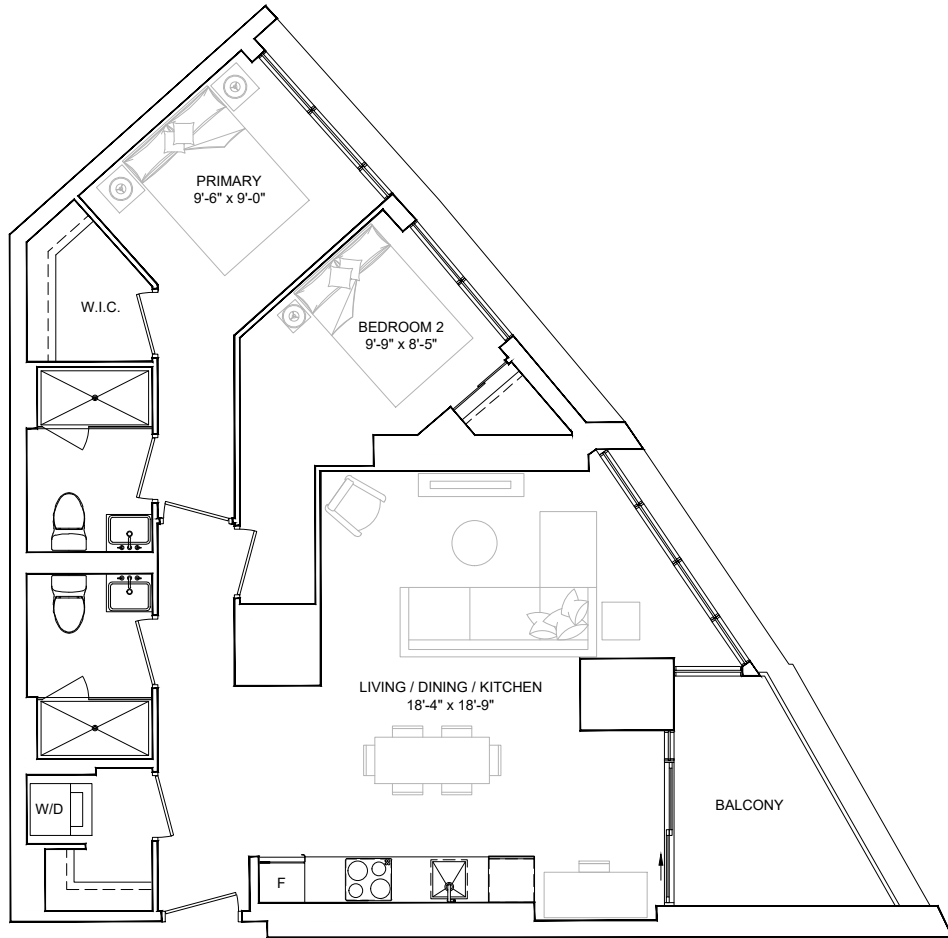


Disclaimer: Drawings are not to scale. Materials, specifications, & floor plans are subject to change without notice. All rendering are artist's conceptions. All areas and stated room dimensions are approximate. Actual usable floor space may vary from the stated floor area. Floor area measured in accordance with Tarion Warranty Corporation Bulletin #22. E.&O.E. Balcony sizes and configurations vary depending on floor level locations.

CREST

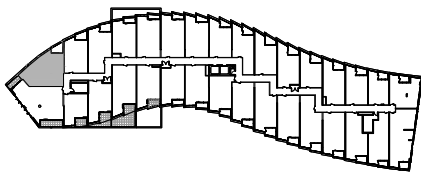
AT CROSSTOWN

UNIT TYPE 2T

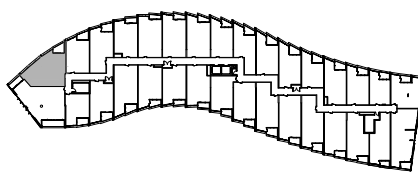


SUITE AS SHOWN IN PLAN	308
SUITE AREA	883 SQ.FT.
BALCONY AREA	68 SQ.FT.
COMBINED AREA	951 SQ.FT.

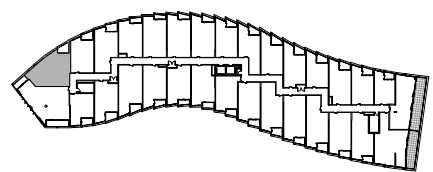
SUITE AREA	879 - 883 SQ.FT.
BALCONY AREA	68 SQ.FT. (LEVELS 02 THROUGH 04)
UNIT REPEATS ON FLOORS	02, 03, 04
SUITE NO.	208, 308, 408
KITCHEN TYPE	12'-0" LINEAR



FLOOR 02



FLOOR 03



FLOOR 04

ISSUE DATE: 21 JUNE 2021

COMBINED AREA (BALCONY) (*) 947 SQ.FT. (UNIT 208, 408)

(*) NOTE: DENOTED SUITES ARE SUITES WITH LOWEST TOTAL COMBINED AREA.



ASPENRIDGE®

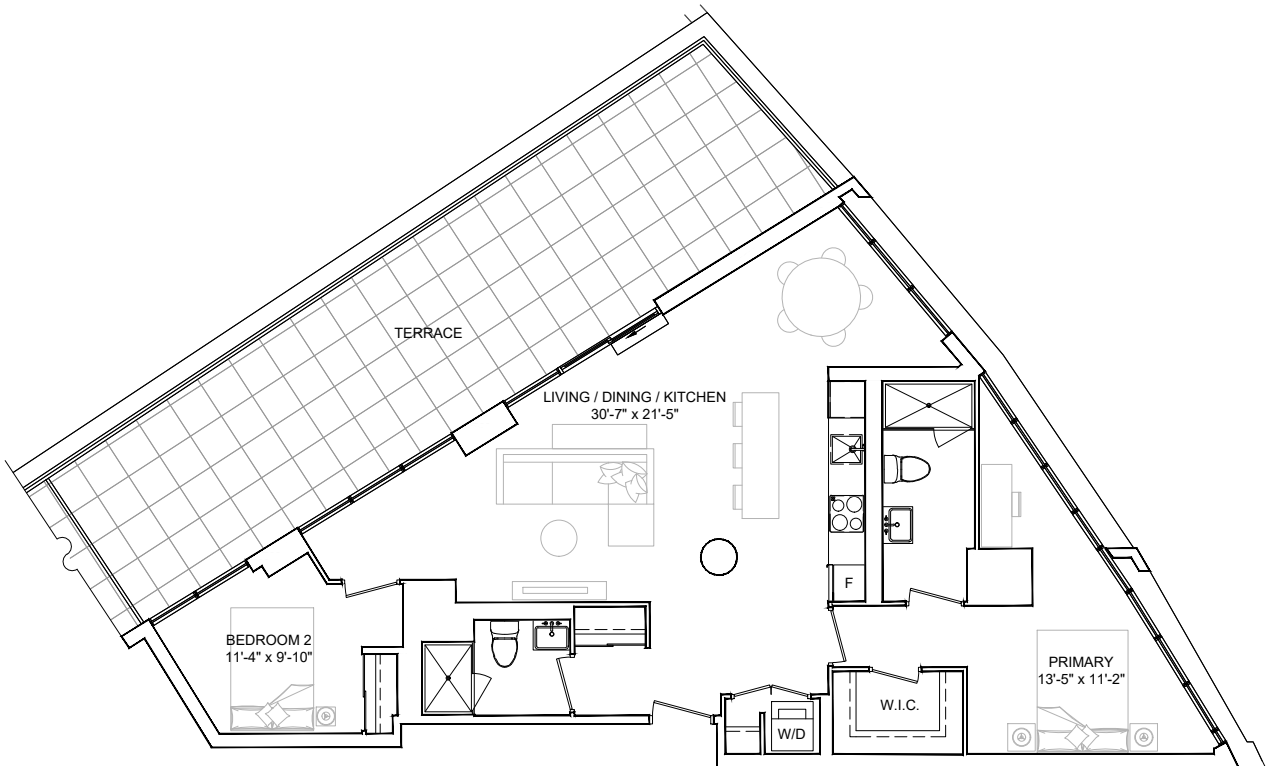


Disclaimer: Drawings are not to scale. Materials, specifications, & floor plans are subject to change without notice. All rendering are artist's conceptions. All areas and stated room dimensions are approximate. Actual usable floor space may vary from the stated floor area. Floor area measured in accordance with Tarion Warranty Corporation Bulletin #22. E.&O.E. Balcony sizes and configurations vary depending on floor level locations.

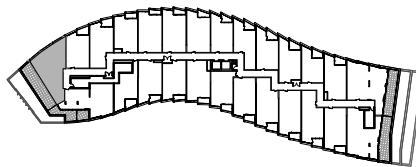
CREST

AT CROSSTOWN

UNIT TYPE 2U



SUITE AREA	1017 SQ.FT.
BALCONY AREA	435 SQ.FT.
UNIT REPEATS ON FLOORS	06
SUITE NO.	606
KITCHEN TYPE	12'-0" LINEAR



FLOOR 06

ISSUE DATE: 21 JUNE 2021

COMBINED AREA (TERRACE) (*) 1452 SQ.FT. (UNIT 606)

(*) NOTE: DENOTED SUITES ARE SUITES WITH LOWEST TOTAL COMBINED AREA.



ASPENRIDGE®

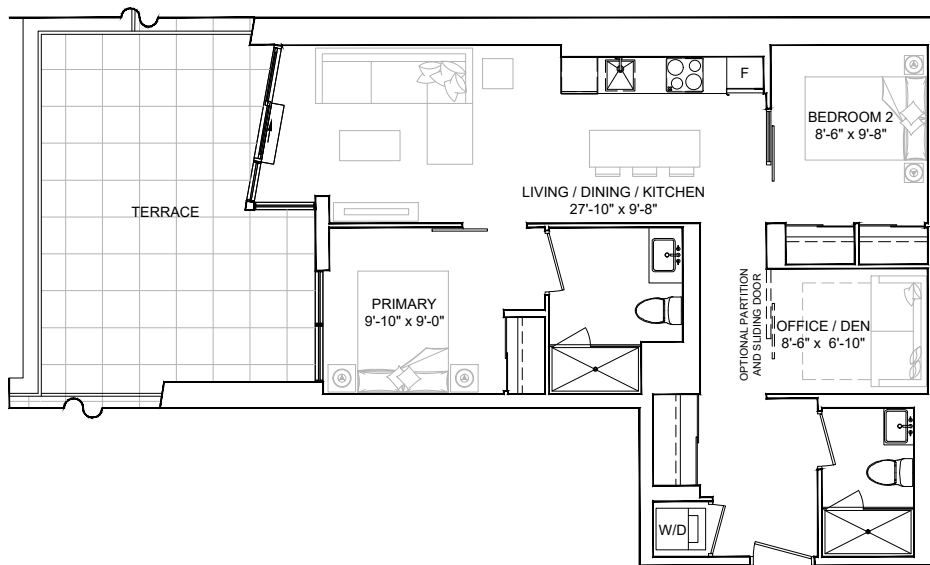


Disclaimer: Drawings are not to scale. Materials, specifications, & floor plans are subject to change without notice. All rendering are artist's conceptions. All areas and stated room dimensions are approximate. Actual usable floor space may vary from the stated floor area. Floor area measured in accordance with Tarion Warranty Corporation Bulletin #22. E.&O.E. Balcony sizes and configurations vary depending on floor level locations.

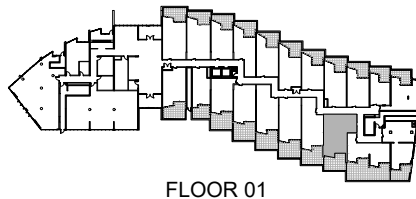
CREST

AT CROSSTOWN

UNIT TYPE 2A-D (BF)



SUITE AREA	842 SQ.FT.
TERRACE AREA	256 SQ.FT.
UNIT REPEATS ON FLOORS	01
SUITE NO.	114



ISSUE DATE: 21 JUNE 2021

COMBINED AREA (TERRACE) (*) 1098 SQ.FT. (UNIT 114)

(*) NOTE: DENOTED SUITES ARE SUITES WITH LOWEST TOTAL COMBINED AREA.



ASPENRIDGE®

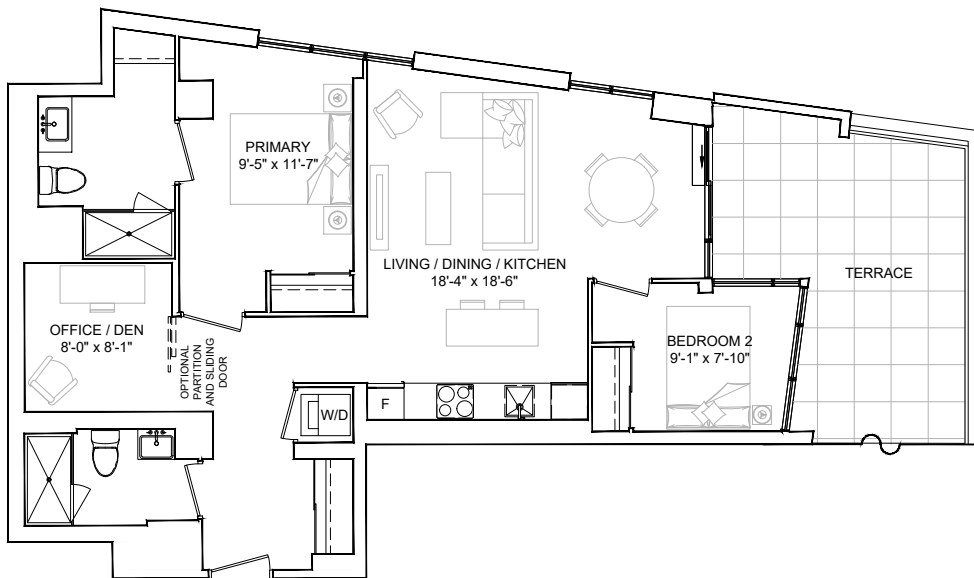


Disclaimer: Drawings are not to scale. Materials, specifications, & floor plans are subject to change without notice. All rendering are artist's conceptions. All areas and stated room dimensions are approximate. Actual usable floor space may vary from the stated floor area. Floor area measured in accordance with Tarion Warranty Corporation Bulletin #22. E.&O.E. Balcony sizes and configurations vary depending on floor level locations.

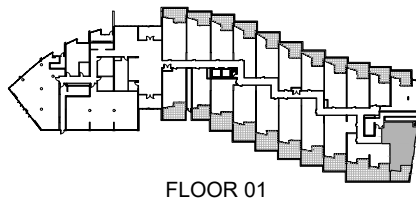
CREST

AT CROSSTOWN

UNIT TYPE 2B-D (BF)



SUITE AREA	970 SQ.FT.
TERRACE AREA	194 SQ.FT.
UNIT REPEATS ON FLOORS	01
SUITE NO.	112
KITCHEN TYPE	12'-0" LINEAR



ISSUE DATE: 21 JUNE 2021

COMBINED AREA (TERRACE) (*) 1164 SQ.FT. (UNIT 112)

(*) NOTE: DENOTED SUITES ARE SUITES WITH LOWEST TOTAL COMBINED AREA.



ASPENRIDGE®

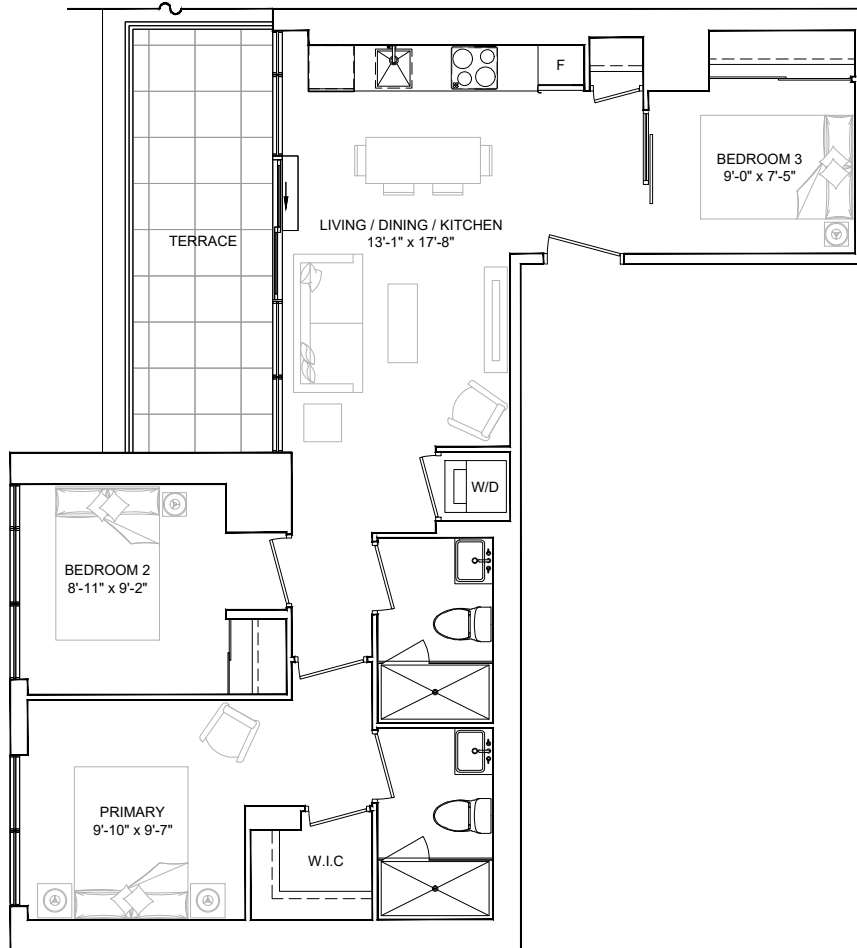


Disclaimer: Drawings are not to scale. Materials, specifications, & floor plans are subject to change without notice. All rendering are artist's conceptions. All areas and stated room dimensions are approximate. Actual usable floor space may vary from the stated floor area. Floor area measured in accordance with Tarion Warranty Corporation Bulletin #22. E.&O.E. Balcony sizes and configurations vary depending on floor level locations.

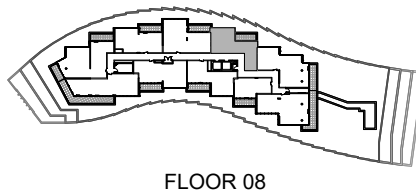
CREST

AT CROSSTOWN

UNIT TYPE 3A



SUITE AREA	825 SQ.FT.
TERRACE AREA	112 SQ.FT.
UNIT REPEATS ON FLOORS	08
SUITE NO.	807
KITCHEN TYPE	12'-0" LINEAR



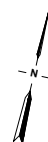
ISSUE DATE: 21 JUNE 2021

COMBINED AREA (TERRACE) (*) 937 SQ.FT. (UNIT 807)

(*) NOTE: DENOTED SUITES ARE SUITES WITH LOWEST TOTAL COMBINED AREA.



ASPENRIDGE®

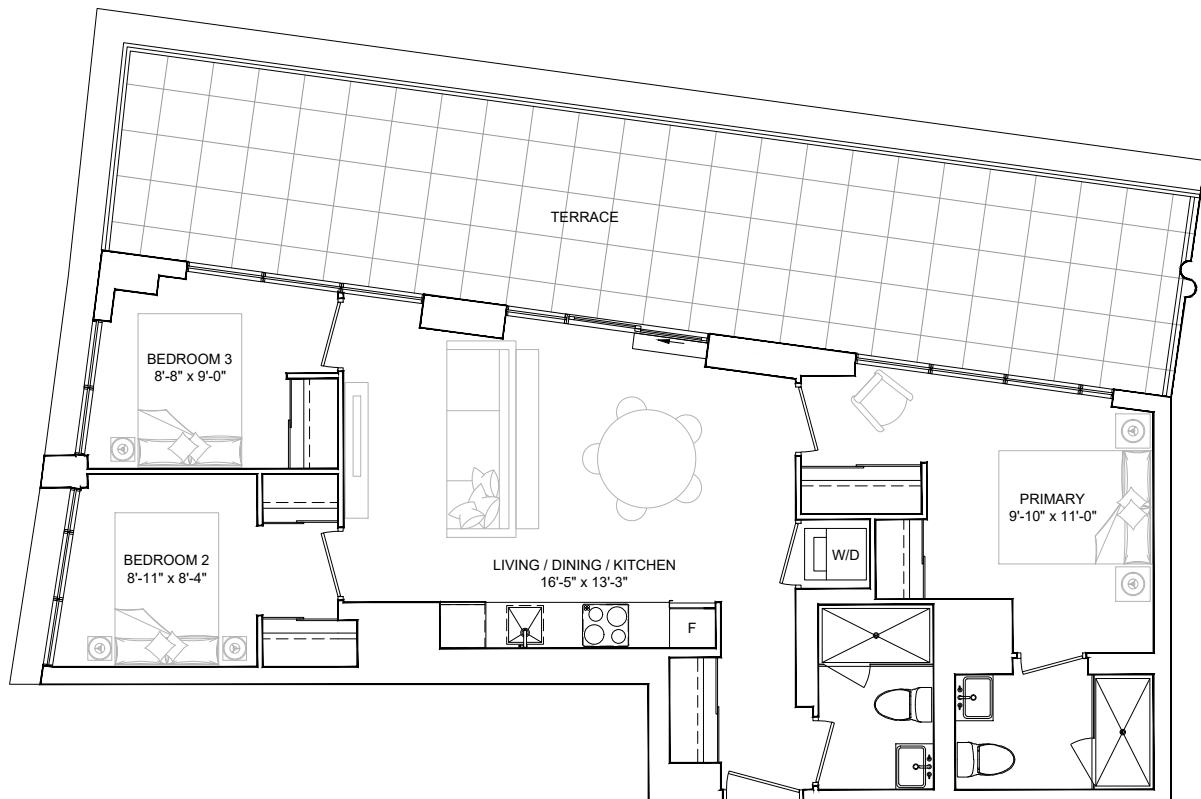


Disclaimer: Drawings are not to scale. Materials, specifications, & floor plans are subject to change without notice. All rendering are artist's conceptions. All areas and stated room dimensions are approximate. Actual usable floor space may vary from the stated floor area. Floor area measured in accordance with Tarion Warranty Corporation Bulletin #22. E.&O.E. Balcony sizes and configurations vary depending on floor level locations.

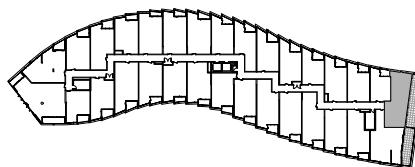
CREST

AT CROSSTOWN

UNIT TYPE 3B



SUITE AREA	851 SQ.FT.
TERRACE AREA	404 SQ.FT.
UNIT REPEATS ON FLOORS	04
SUITE NO.	423
KITCHEN TYPE	12'-0" LINEAR



FLOOR 04

ISSUE DATE: 21 JUNE 2021

COMBINED AREA (TERRACE) (*) 1255 SQ.FT. (UNIT 423)

(*) NOTE: DENOTED SUITES ARE SUITES WITH LOWEST TOTAL COMBINED AREA.



ASPENRIDGE®

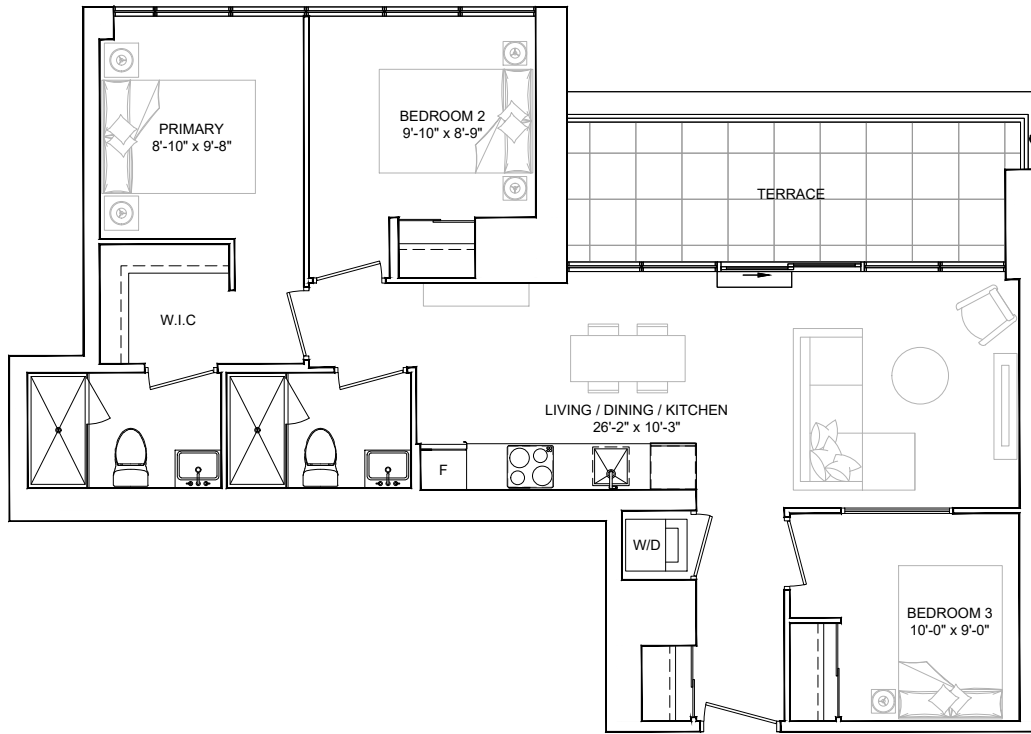


Disclaimer: Drawings are not to scale. Materials, specifications, & floor plans are subject to change without notice. All rendering are artist's conceptions. All areas and stated room dimensions are approximate. Actual usable floor space may vary from the stated floor area. Floor area measured in accordance with Tarion Warranty Corporation Bulletin #22. E.&O.E. Balcony sizes and configurations vary depending on floor level locations.

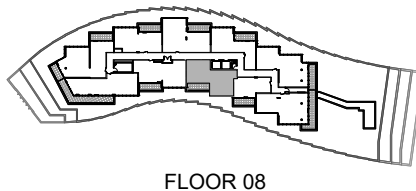
CREST

AT CROSSTOWN

UNIT TYPE 3C



SUITE AREA	883 SQ.FT.
TERRACE AREA	117 SQ.FT.
UNIT REPEATS ON FLOORS	08
SUITE NO.	801
KITCHEN TYPE	12'-0" LINEAR



ISSUE DATE: 21 JUNE 2021

COMBINED AREA (TERRACE) (*) 1000 SQ.FT. (UNIT 801)

(*) NOTE: DENOTED SUITES ARE SUITES WITH LOWEST TOTAL COMBINED AREA.



ASPENRIDGE®

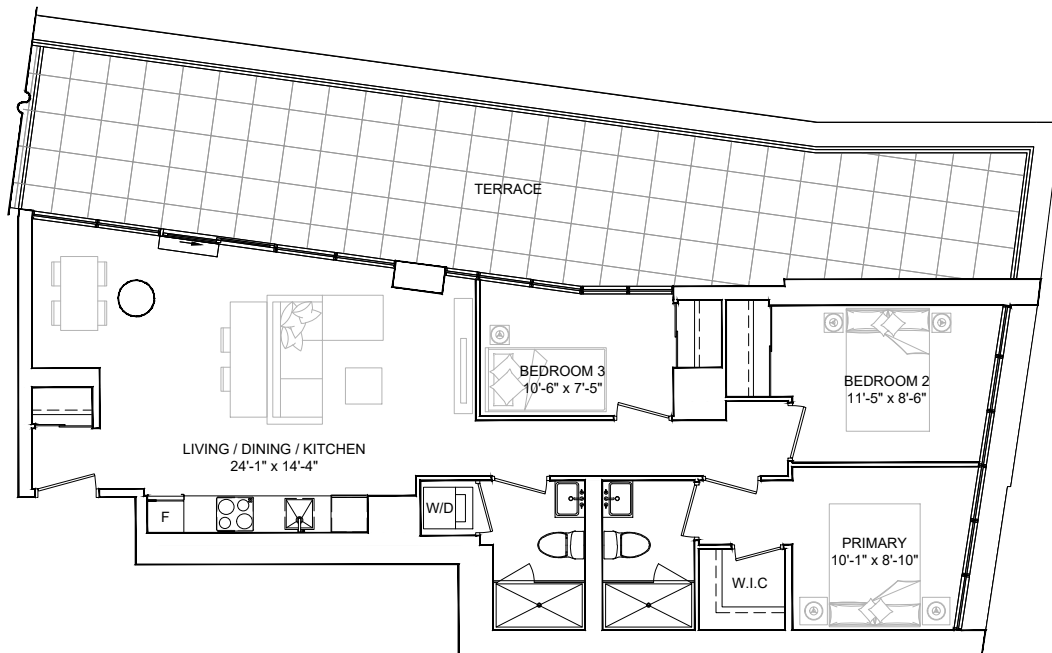


Disclaimer: Drawings are not to scale. Materials, specifications, & floor plans are subject to change without notice. All rendering are artist's conceptions. All areas and stated room dimensions are approximate. Actual usable floor space may vary from the stated floor area. Floor area measured in accordance with Tarion Warranty Corporation Bulletin #22. E.&O.E. Balcony sizes and configurations vary depending on floor level locations.

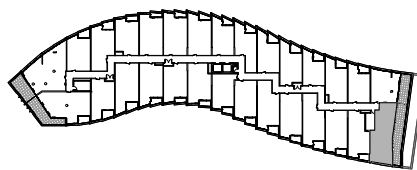
CREST

AT CROSSTOWN

UNIT TYPE 3D



SUITE AREA	956 SQ.FT.
TERRACE AREA	447 SQ.FT.
UNIT REPEATS ON FLOORS	05
SUITE NO.	522
KITCHEN TYPE	12'-0" LINEAR



FLOOR 05

ISSUE DATE: 21 JUNE 2021

COMBINED AREA (TERRACE) (*) 1403 SQ.FT. (UNIT 522)

(*) NOTE: DENOTED SUITES ARE SUITES WITH LOWEST TOTAL COMBINED AREA.



ASPENRIDGE®

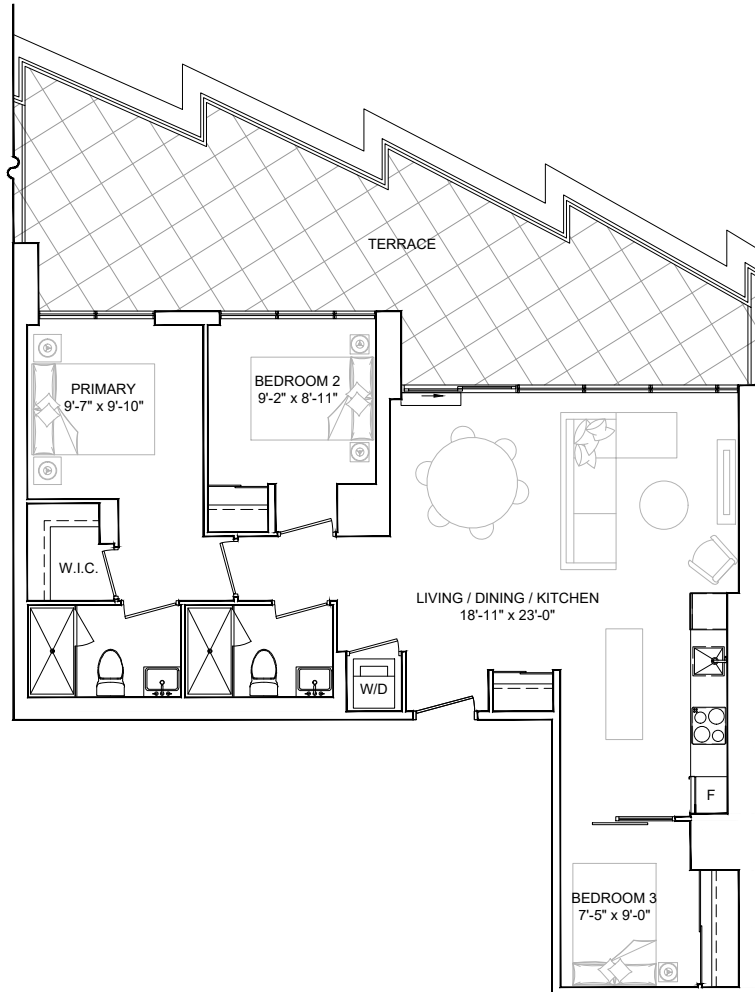


Disclaimer: Drawings are not to scale. Materials, specifications, & floor plans are subject to change without notice. All rendering are artist's conceptions. All areas and stated room dimensions are approximate. Actual usable floor space may vary from the stated floor area. Floor area measured in accordance with Tarion Warranty Corporation Bulletin #22. E.&O.E. Balcony sizes and configurations vary depending on floor level locations.

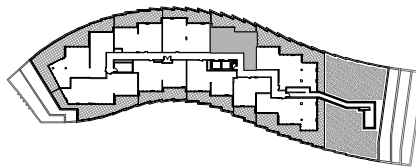
CREST

AT CROSSTOWN

UNIT TYPE 3E



SUITE AREA	967 SQ.FT.
TERRACE AREA	361 SQ.FT.
UNIT REPEATS ON FLOORS	07
SUITE NO.	707
KITCHEN TYPE	12'-0" LINEAR



FLOOR 07

ISSUE DATE: 21 JUNE 2021

COMBINED AREA (TERRACE) (*) 1328 SQ.FT. (UNIT 707)

(*) NOTE: DENOTED SUITES ARE SUITES WITH LOWEST TOTAL COMBINED AREA.



ASPENRIDGE®

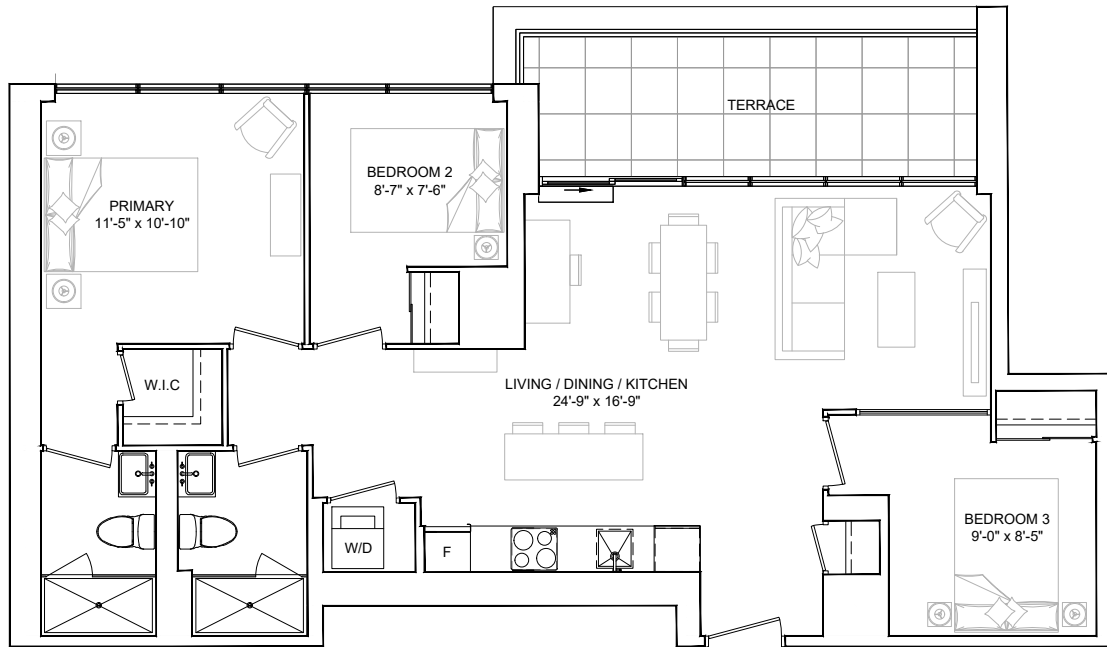


Disclaimer: Drawings are not to scale. Materials, specifications, & floor plans are subject to change without notice. All rendering are artist's conceptions. All areas and stated room dimensions are approximate. Actual usable floor space may vary from the stated floor area. Floor area measured in accordance with Tarion Warranty Corporation Bulletin #22. E.&O.E. Balcony sizes and configurations vary depending on floor level locations.

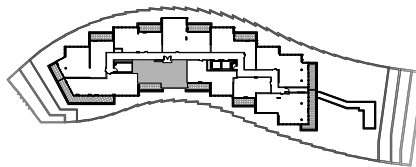
CREST

AT CROSSTOWN

UNIT TYPE 3F



SUITE AREA	974 SQ.FT.
TERRACE AREA	117 SQ.FT.
UNIT REPEATS ON FLOORS	08
SUITE NO.	802
KITCHEN TYPE	12'-0" LINEAR



FLOOR 08

ISSUE DATE: 21 JUNE 2021

COMBINED AREA (TERRACE) (*) 1091 SQ.FT. (UNIT 802)

(*) NOTE: DENOTED SUITES ARE SUITES WITH LOWEST TOTAL COMBINED AREA.



ASPENRIDGE®

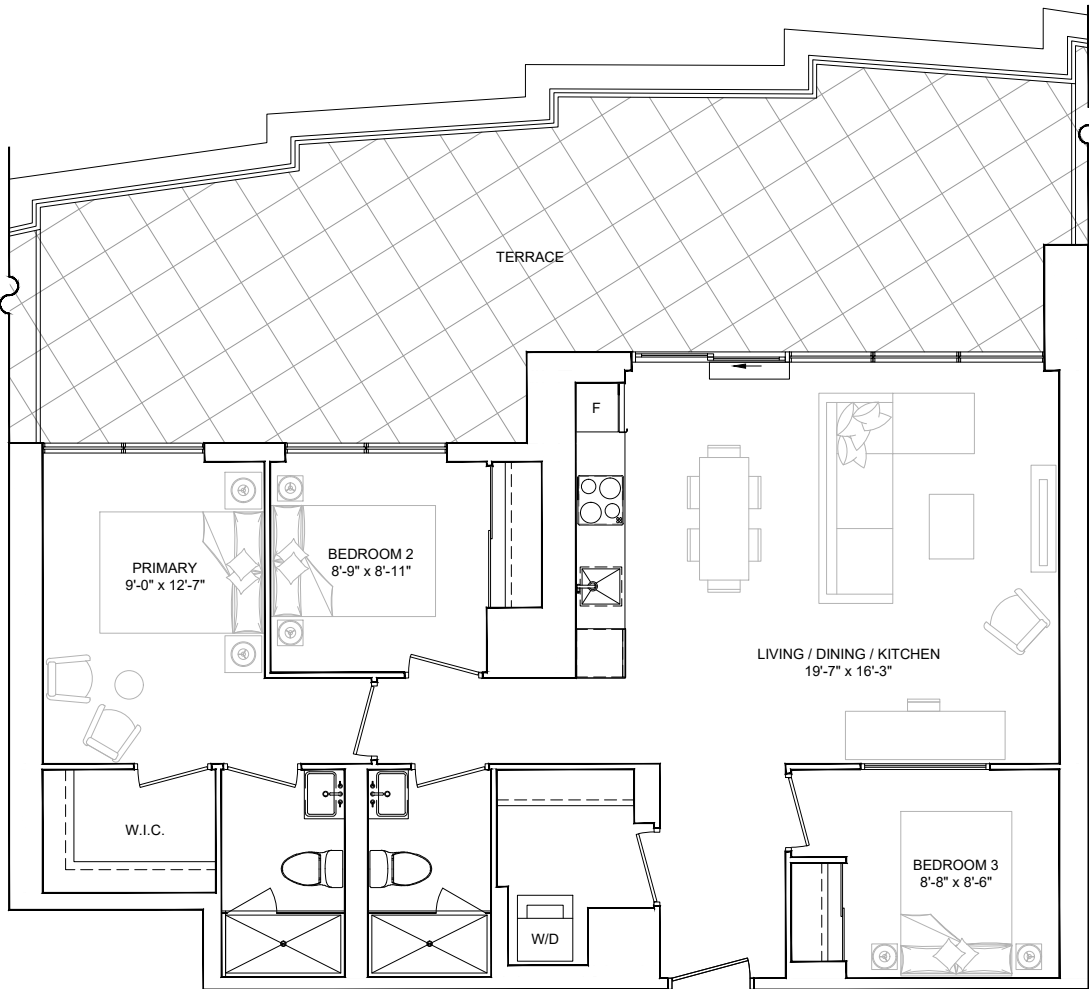


Disclaimer: Drawings are not to scale. Materials, specifications, & floor plans are subject to change without notice. All rendering are artist's conceptions. All areas and stated room dimensions are approximate. Actual usable floor space may vary from the stated floor area. Floor area measured in accordance with Tarion Warranty Corporation Bulletin #22. E.&O.E. Balcony sizes and configurations vary depending on floor level locations.

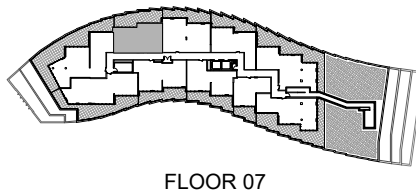
CREST

AT CROSSTOWN

UNIT TYPE 3G



SUITE AREA	994 SQ.FT.
TERRACE AREA	454 SQ.FT.
UNIT REPEATS ON FLOORS	07
SUITE NO.	705
KITCHEN TYPE	12'-0" LINEAR



ISSUE DATE: 21 JUNE 2021

COMBINED AREA (TERRACE) (*) 1448 SQ.FT. (UNIT 705)

(*) NOTE: DENOTED SUITES ARE SUITES WITH LOWEST TOTAL COMBINED AREA.



ASPENRIDGE®

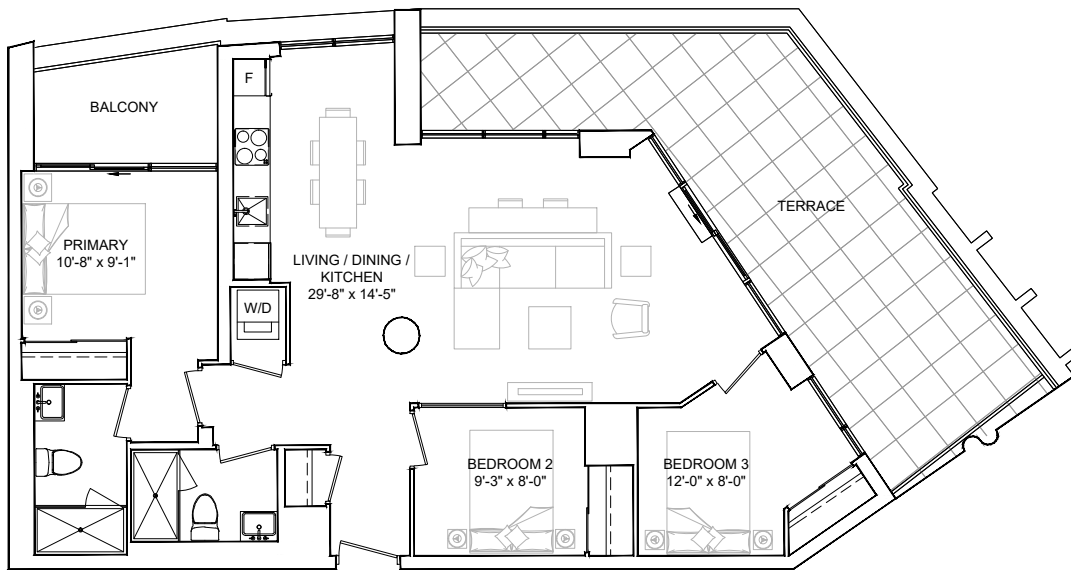


Disclaimer: Drawings are not to scale. Materials, specifications, & floor plans are subject to change without notice. All rendering are artist's conceptions. All areas and stated room dimensions are approximate. Actual usable floor space may vary from the stated floor area. Floor area measured in accordance with Tarion Warranty Corporation Bulletin #22. E.&O.E. Balcony sizes and configurations vary depending on floor level locations.

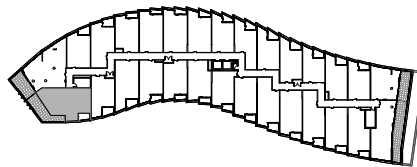
CREST

AT CROSSTOWN

UNIT TYPE 3H



SUITE AREA	1024 SQ.FT.
TERRACE AREA	312 SQ.FT.
BALCONY AREA	57 SQ.FT.
UNIT REPEATS ON FLOORS	05
SUITE NO.	506
KITCHEN TYPE	12'-0" LINEAR



FLOOR 05

ISSUE DATE: 21 JUNE 2021

COMBINED AREA (TERRACE + BALCONY) (*) 1393 SQ.FT. (UNIT 506)

(*) NOTE: DENOTED SUITES ARE SUITES WITH LOWEST TOTAL COMBINED AREA.



ASPENRIDGE®

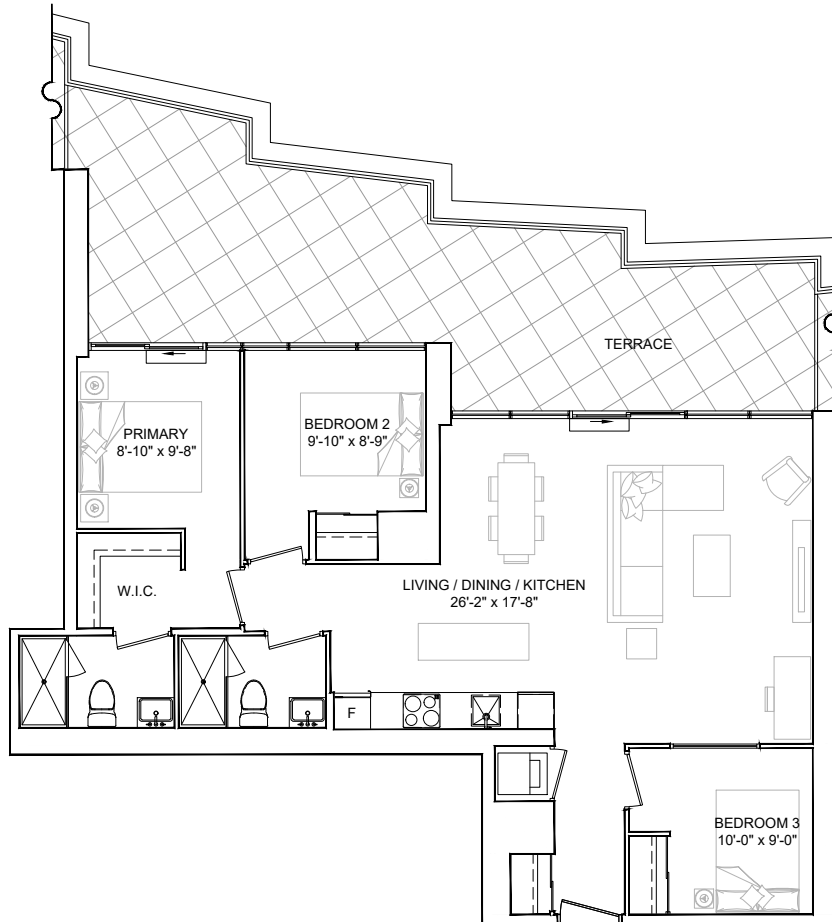


Disclaimer: Drawings are not to scale. Materials, specifications, & floor plans are subject to change without notice. All rendering are artist's conceptions. All areas and stated room dimensions are approximate. Actual usable floor space may vary from the stated floor area. Floor area measured in accordance with Tarion Warranty Corporation Bulletin #22. E.&O.E. Balcony sizes and configurations vary depending on floor level locations.

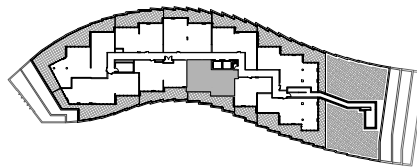
CREST

AT CROSSTOWN

UNIT TYPE 3J



SUITE AREA	1034 SQ.FT.
TERRACE AREA	387 SQ.FT.
UNIT REPEATS ON FLOORS	07
SUITE NO.	701
KITCHEN TYPE	12'-0" LINEAR



FLOOR 07

ISSUE DATE: 21 JUNE 2021

COMBINED AREA (TERRACE) (*) 1421 SQ.FT. (UNIT 701)

(*) NOTE: DENOTED SUITES ARE SUITES WITH LOWEST TOTAL COMBINED AREA.



ASPENRIDGE®

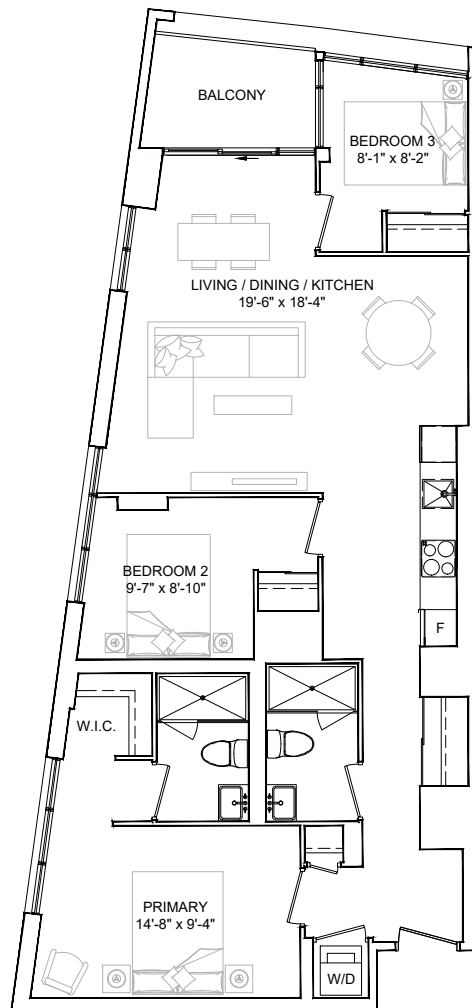


Disclaimer: Drawings are not to scale. Materials, specifications, & floor plans are subject to change without notice. All rendering are artist's conceptions. All areas and stated room dimensions are approximate. Actual usable floor space may vary from the stated floor area. Floor area measured in accordance with Tarion Warranty Corporation Bulletin #22. E.&O.E. Balcony sizes and configurations vary depending on floor level locations.

CREST

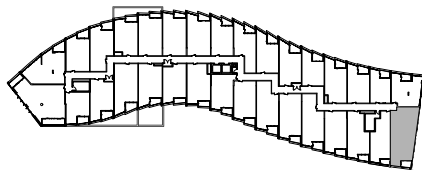
AT CROSSTOWN

UNIT TYPE 3K

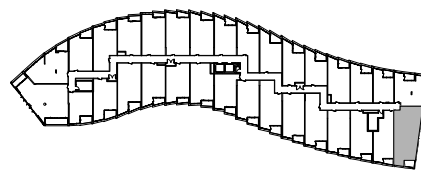


SUITE AS SHOWN IN PLAN	324
SUITE AREA	1043 SQ.FT.
BALCONY AREA	52 SQ.FT.
COMBINED AREA	1095 SQ.FT.

SUITE AREA	1042 - 1043 SQ.FT.
BALCONY AREA	47 - 52 SQ.FT.
UNIT REPEATS ON FLOORS	02, 03
SUITE NO.	224, 324
KITCHEN TYPE	12'-0" LINEAR



FLOOR 02



FLOOR 03

ISSUE DATE: 21 JUNE 2021

COMBINED AREA (BALCONY) (*) 1089 SQ.FT. (UNIT 224)

(*) NOTE: DENOTED SUITES ARE SUITES WITH LOWEST TOTAL COMBINED AREA.



ASPENRIDGE®

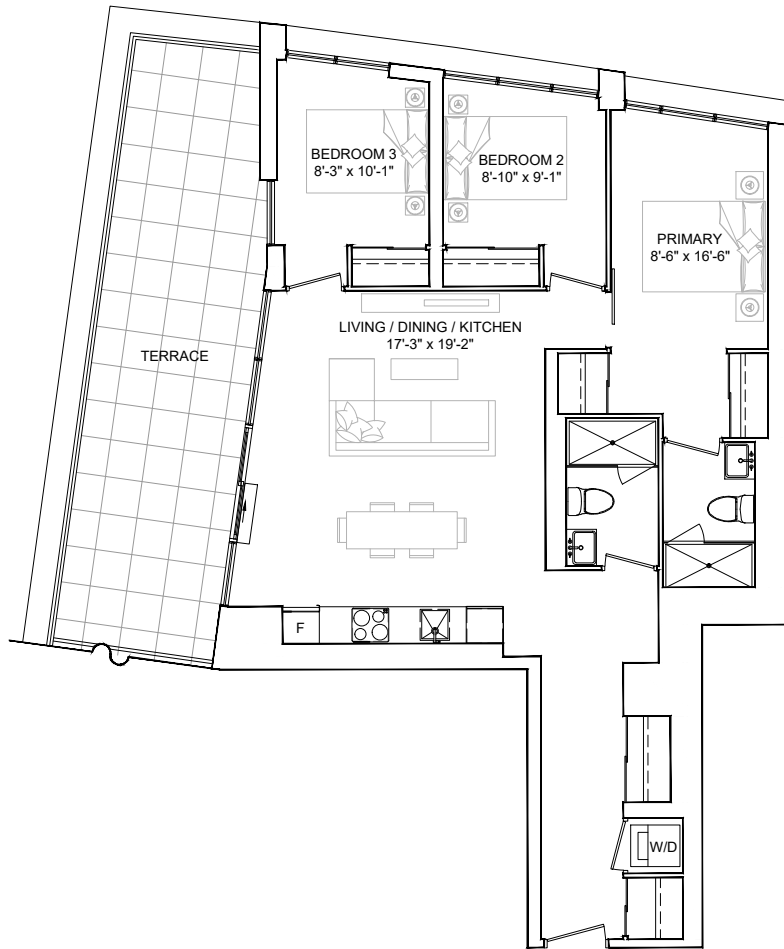


Disclaimer: Drawings are not to scale. Materials, specifications, & floor plans are subject to change without notice. All rendering are artist's conceptions. All areas and stated room dimensions are approximate. Actual usable floor space may vary from the stated floor area. Floor area measured in accordance with Tarion Warranty Corporation Bulletin #22. E.&O.E. Balcony sizes and configurations vary depending on floor level locations.

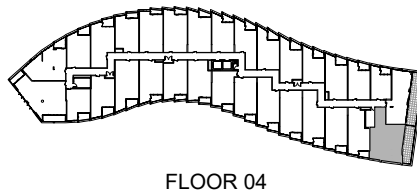
CREST

AT CROSSTOWN

UNIT TYPE 3L



SUITE AREA	1044 SQ.FT.
TERRACE AREA	276 SQ.FT.
UNIT REPEATS ON FLOORS	04
SUITE NO.	424
KITCHEN TYPE	12'-0" LINEAR



ISSUE DATE: 21 JUNE 2021

COMBINED AREA (TERRACE) (*) 1320 SQ.FT. (UNIT 424)

(*) NOTE: DENOTED SUITES ARE SUITES WITH LOWEST TOTAL COMBINED AREA.



ASPENRIDGE®

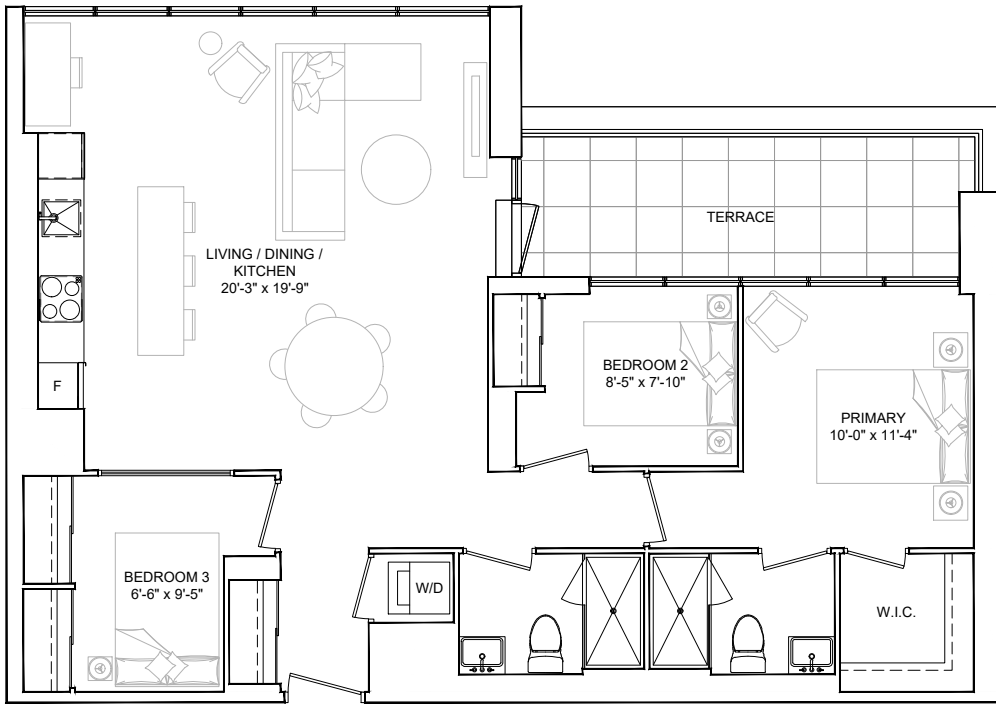


Disclaimer: Drawings are not to scale. Materials, specifications, & floor plans are subject to change without notice. All rendering are artist's conceptions. All areas and stated room dimensions are approximate. Actual usable floor space may vary from the stated floor area. Floor area measured in accordance with Tarion Warranty Corporation Bulletin #22. E.&O.E. Balcony sizes and configurations vary depending on floor level locations.

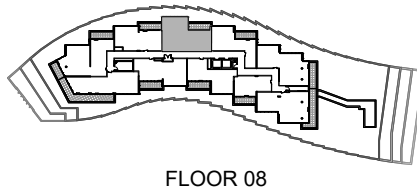
CREST

AT CROSSTOWN

UNIT TYPE 3M



SUITE AREA	1045 SQ.FT.
TERRACE AREA	117 SQ.FT.
UNIT REPEATS ON FLOORS	08
SUITE NO.	806
KITCHEN TYPE	12'-0" LINEAR



ISSUE DATE: 21 JUNE 2021

COMBINED AREA (TERRACE) (*) 1162 SQ.FT. (UNIT 806)

(*) NOTE: DENOTED SUITES ARE SUITES WITH LOWEST TOTAL COMBINED AREA.



ASPENRIDGE®

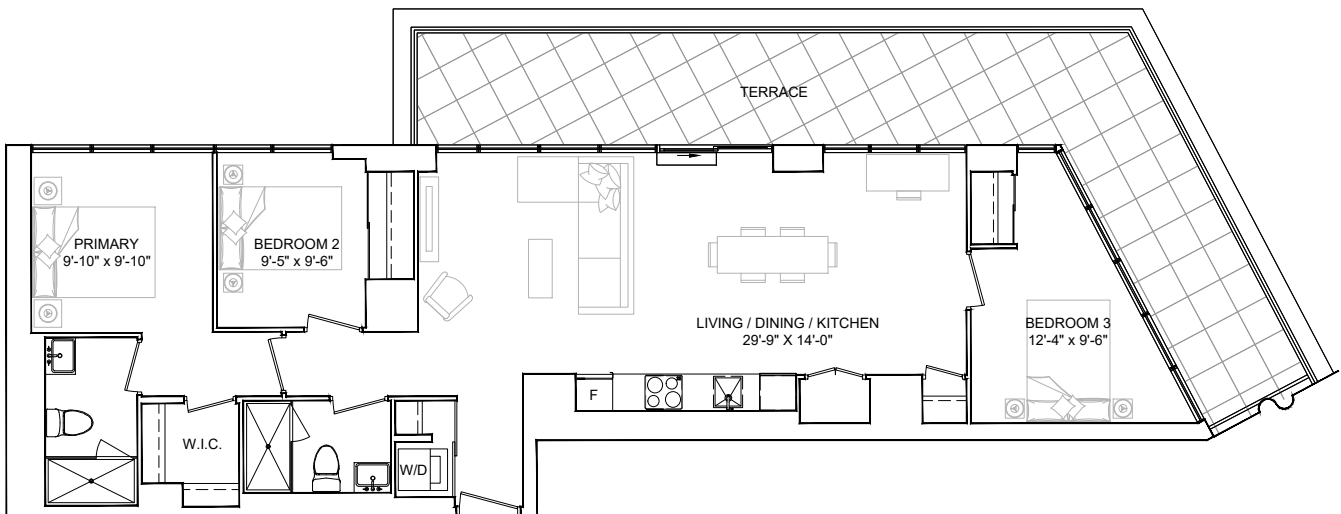


Disclaimer: Drawings are not to scale. Materials, specifications, & floor plans are subject to change without notice. All rendering are artist's conceptions. All areas and stated room dimensions are approximate. Actual usable floor space may vary from the stated floor area. Floor area measured in accordance with Tarion Warranty Corporation Bulletin #22. E.&O.E. Balcony sizes and configurations vary depending on floor level locations.

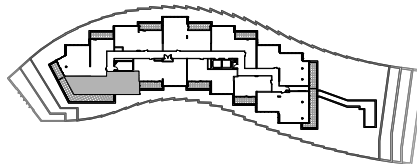
CREST

AT CROSSTOWN

UNIT TYPE 3N



SUITE AREA	1081 SQ.FT.
TERRACE AREA	339 SQ.FT.
UNIT REPEATS ON FLOORS	08
SUITE NO.	803
KITCHEN TYPE	12'-0" LINEAR



FLOOR 08

ISSUE DATE: 21 JUNE 2021

COMBINED AREA (TERRACE) (*) 1420 SQ.FT. (UNIT 803)

(*) NOTE: DENOTED SUITES ARE SUITES WITH LOWEST TOTAL COMBINED AREA.



ASPENRIDGE®

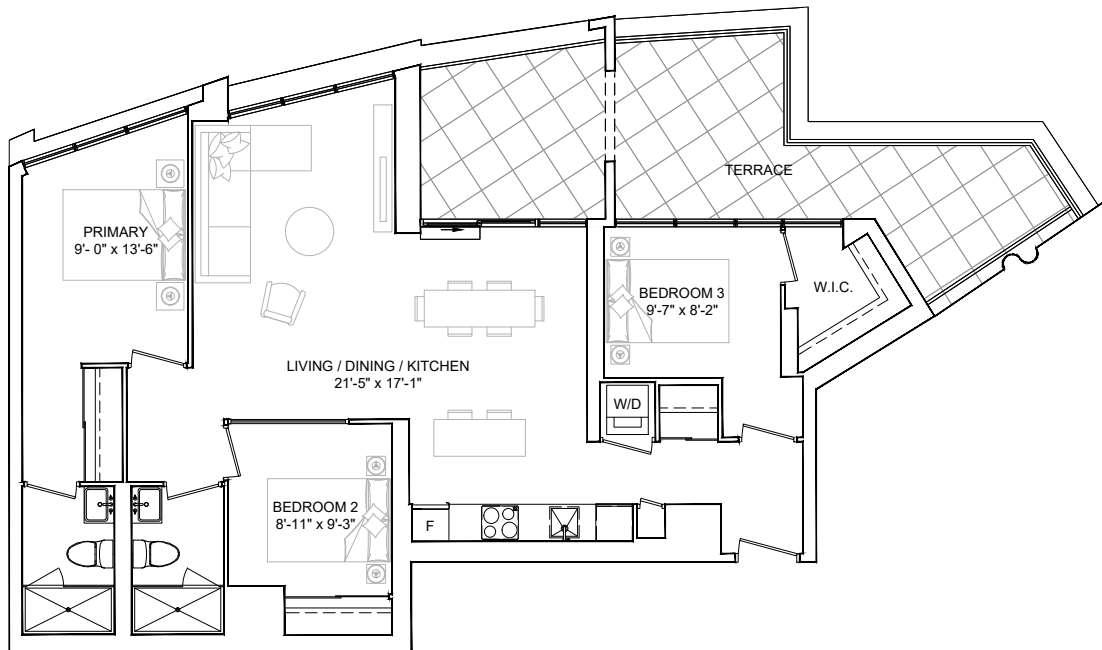


Disclaimer: Drawings are not to scale. Materials, specifications, & floor plans are subject to change without notice. All rendering are artist's conceptions. All areas and stated room dimensions are approximate. Actual usable floor space may vary from the stated floor area. Floor area measured in accordance with Tarion Warranty Corporation Bulletin #22. E.&O.E. Balcony sizes and configurations vary depending on floor level locations.

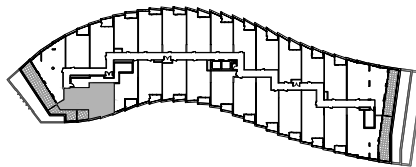
CREST

AT CROSSTOWN

UNIT TYPE 3P



SUITE AREA	1084 SQ.FT.
TERRACE AREA	261 SQ.FT.
UNIT REPEATS ON FLOORS	06
SUITE NO.	605
KITCHEN TYPE	12'-0" LINEAR



FLOOR 06

ISSUE DATE: 21 JUNE 2021

COMBINED AREA (TERRACE) (*) 1345 SQ.FT. (UNIT 605)

(*) NOTE: DENOTED SUITES ARE SUITES WITH LOWEST TOTAL COMBINED AREA.



ASPENRIDGE®

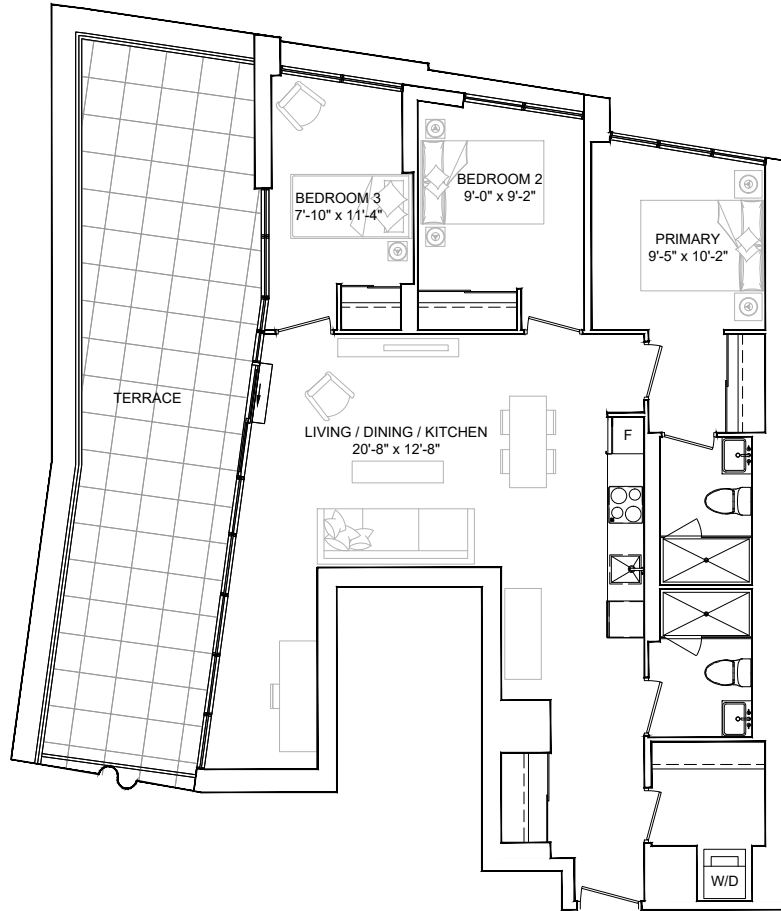


Disclaimer: Drawings are not to scale. Materials, specifications, & floor plans are subject to change without notice. All rendering are artist's conceptions. All areas and stated room dimensions are approximate. Actual usable floor space may vary from the stated floor area. Floor area measured in accordance with Tarion Warranty Corporation Bulletin #22. E.&O.E. Balcony sizes and configurations vary depending on floor level locations.

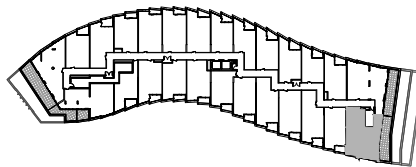
CREST

AT CROSSTOWN

UNIT TYPE 3Q



SUITE AREA	1089 SQ.FT.
TERRACE AREA	348 SQ.FT.
UNIT REPEATS ON FLOORS	06
SUITE NO.	620
KITCHEN TYPE	12'-0" LINEAR



ISSUE DATE: 21 JUNE 2021

COMBINED AREA (TERRACE) (*) 1437 SQ.FT. (UNIT 620)

(*) NOTE: DENOTED SUITES ARE SUITES WITH LOWEST TOTAL COMBINED AREA.

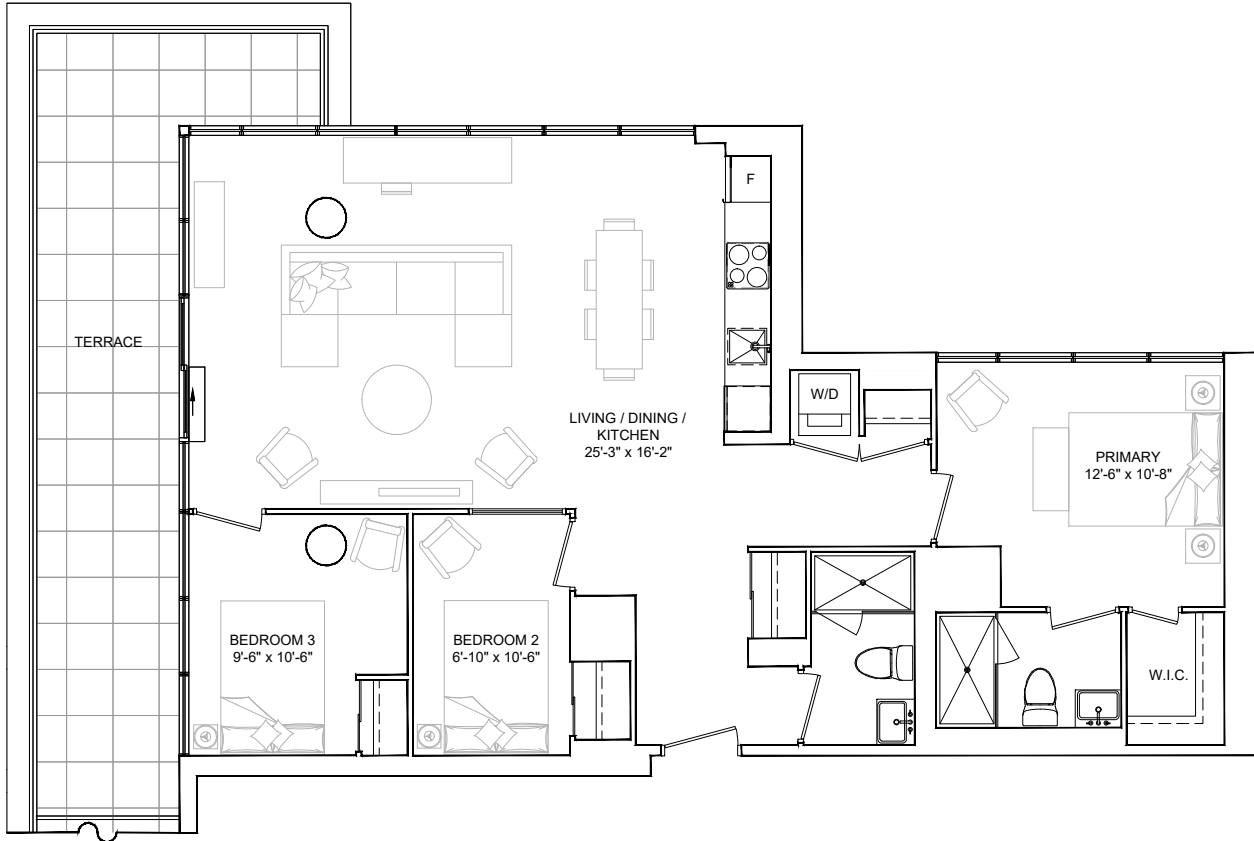


Disclaimer: Drawings are not to scale. Materials, specifications, & floor plans are subject to change without notice. All rendering are artist's conceptions. All areas and stated room dimensions are approximate. Actual usable floor space may vary from the stated floor area. Floor area measured in accordance with Tarion Warranty Corporation Bulletin #22. E.&O.E. Balcony sizes and configurations vary depending on floor level locations.

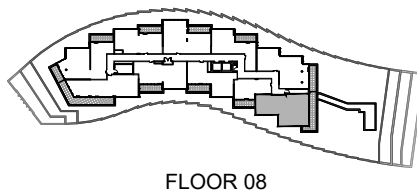
CREST

AT CROSSTOWN

UNIT TYPE 3R



SUITE AREA	1096 SQ.FT.
TERRACE AREA	235 SQ.FT.
UNIT REPEATS ON FLOORS	08
SUITE NO.	809
KITCHEN TYPE	12'-0" LINEAR



FLOOR 08

ISSUE DATE: 21 JUNE 2021

COMBINED AREA (TERRACE) (*) 1331 SQ.FT. (UNIT 809)

(*) NOTE: DENOTED SUITES ARE SUITES WITH LOWEST TOTAL COMBINED AREA.



ASPENRIDGE®

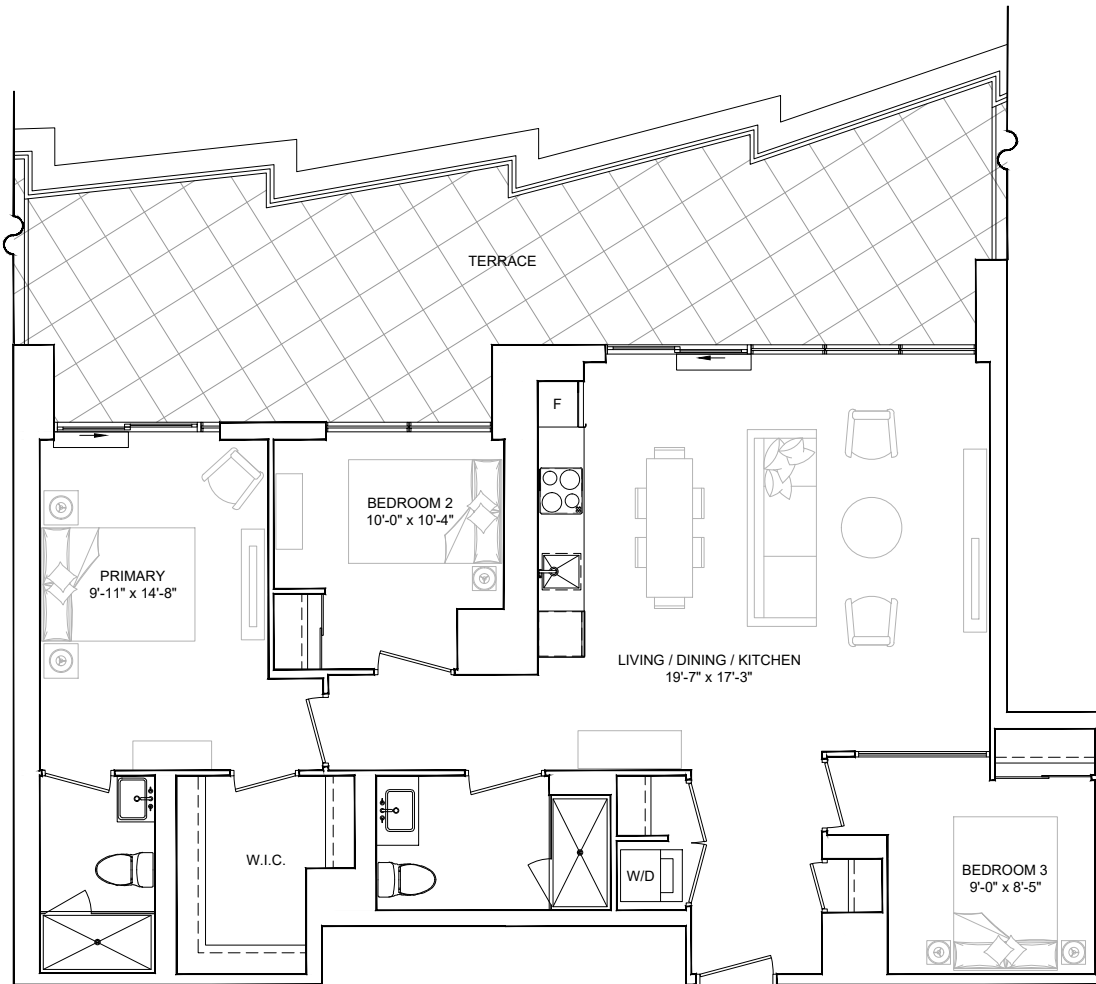


Disclaimer: Drawings are not to scale. Materials, specifications, & floor plans are subject to change without notice. All rendering are artist's conceptions. All areas and stated room dimensions are approximate. Actual usable floor space may vary from the stated floor area. Floor area measured in accordance with Tarion Warranty Corporation Bulletin #22. E.&O.E. Balcony sizes and configurations vary depending on floor level locations.

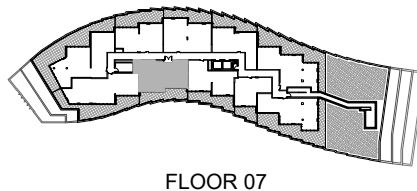
CREST

AT CROSSTOWN

UNIT TYPE 3S (BF)



SUITE AREA	1125 SQ.FT.
TERRACE AREA	387 SQ.FT.
UNIT REPEATS ON FLOORS	07
SUITE NO.	702
KITCHEN TYPE	12'-0" LINEAR



ISSUE DATE: 21 JUNE 2021

COMBINED AREA (TERRACE) (*) 1512 SQ.FT. (UNIT 702)

(*) NOTE: DENOTED SUITES ARE SUITES WITH LOWEST TOTAL COMBINED AREA.



ASPENRIDGE®

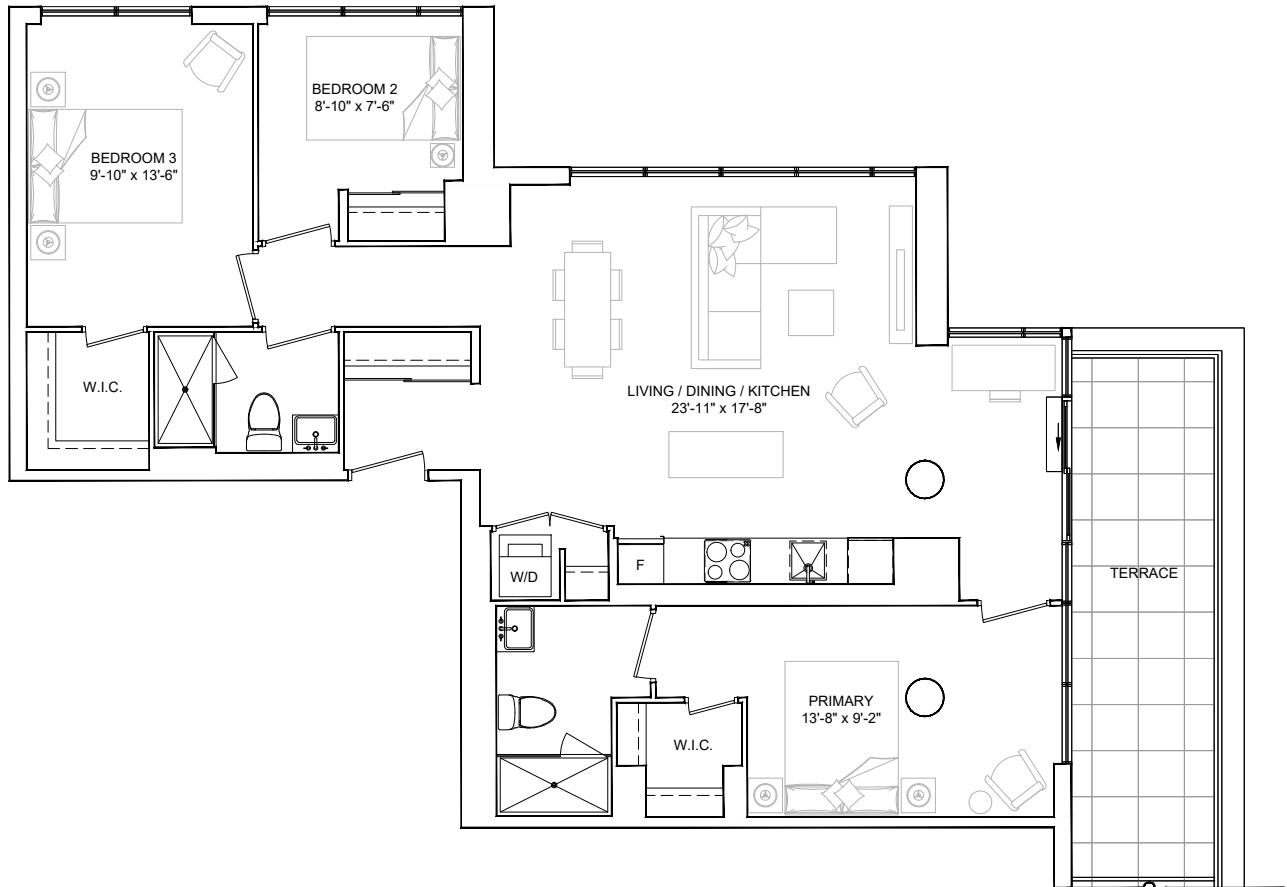


Disclaimer: Drawings are not to scale. Materials, specifications, & floor plans are subject to change without notice. All rendering are artist's conceptions. All areas and stated room dimensions are approximate. Actual usable floor space may vary from the stated floor area. Floor area measured in accordance with Tarion Warranty Corporation Bulletin #22. E.&O.E. Balcony sizes and configurations vary depending on floor level locations.

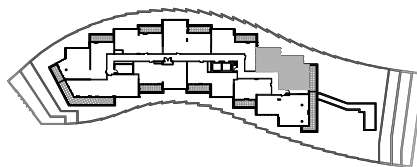
CREST

AT CROSSTOWN

UNIT TYPE 3T



SUITE AREA	1136 SQ.FT.
TERRACE AREA	139 SQ.FT.
UNIT REPEATS ON FLOORS	08
SUITE NO.	808
KITCHEN TYPE	12'-0" LINEAR



FLOOR 08

ISSUE DATE: 21 JUNE 2021

COMBINED AREA (TERRACE) (*) 1275 SQ.FT. (UNIT 808)

(*) NOTE: DENOTED SUITES ARE SUITES WITH LOWEST TOTAL COMBINED AREA.



ASPENRIDGE®

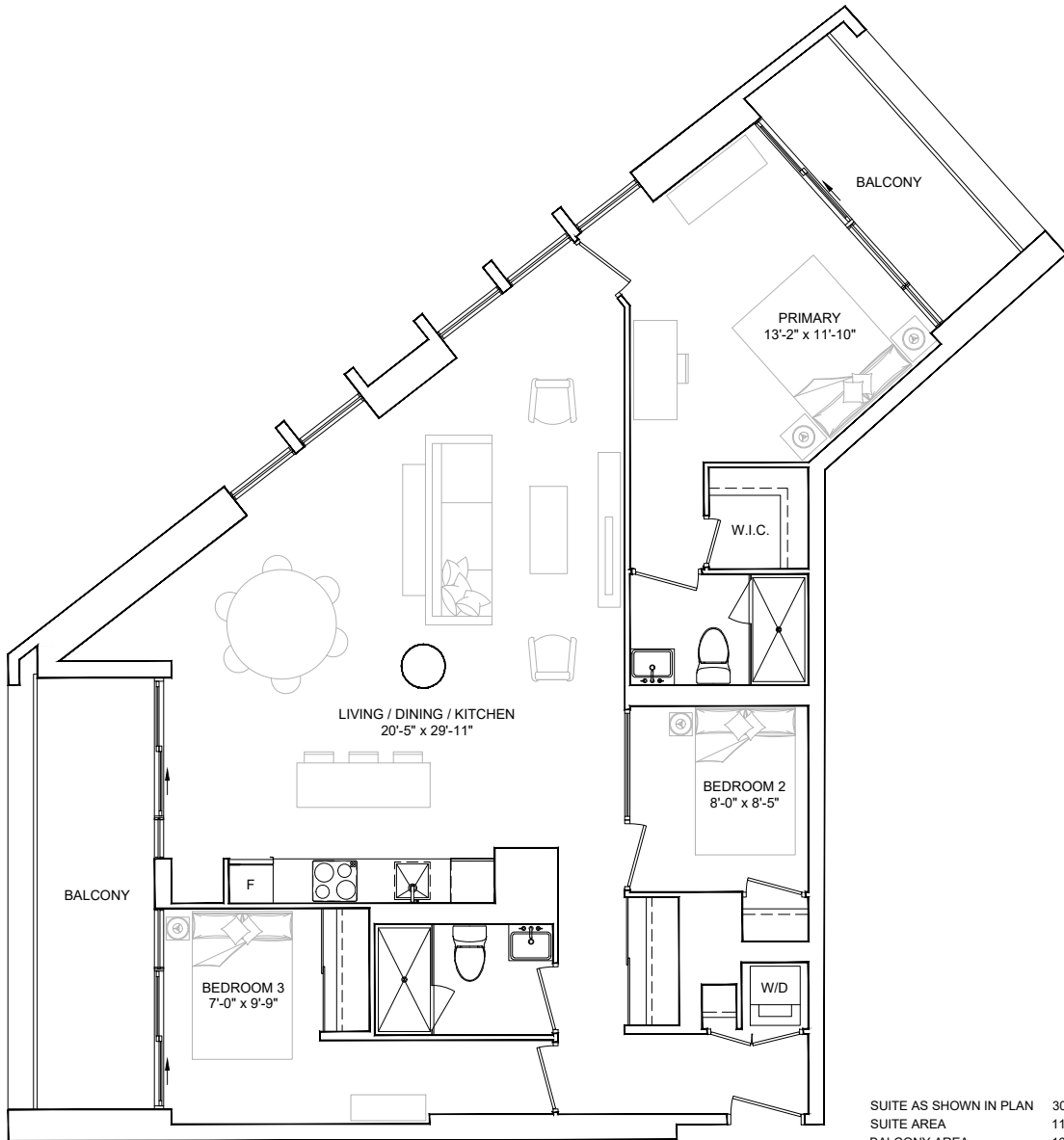


Disclaimer: Drawings are not to scale. Materials, specifications, & floor plans are subject to change without notice. All rendering are artist's conceptions. All areas and stated room dimensions are approximate. Actual usable floor space may vary from the stated floor area. Floor area measured in accordance with Tarion Warranty Corporation Bulletin #22. E.&O.E. Balcony sizes and configurations vary depending on floor level locations.

CREST

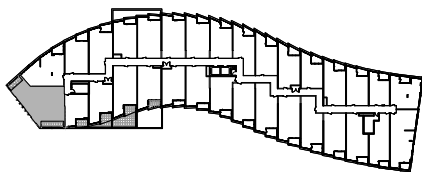
AT CROSSTOWN

UNIT TYPE 3U

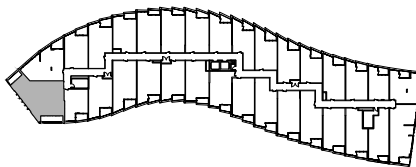


SUITE AS SHOWN IN PLAN	307
SUITE AREA	1177 SQ.FT.
BALCONY AREA	165 SQ.FT.
COMBINED AREA	1342 SQ.FT.

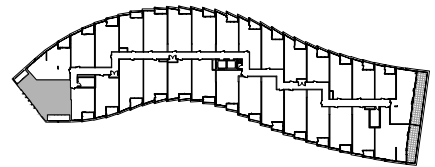
SUITE AREA	1175 - 1177 SQ.FT.
TERRACE AREA	166 SQ.FT. (LEVEL 02)
BALCONY AREA	165 - 166 SQ.FT. (LEVELS 03 THROUGH 04)
UNIT REPEATS ON FLOORS	02, 03, 04
SUITE NO.	207, 307, 407
KITCHEN TYPE	12'-0" LINEAR



FLOOR 02



FLOOR 03



FLOOR 04

ISSUE DATE: 21 JUNE 2021

COMBINED AREA (TERRACE) (*) 1341 SQ.FT. (UNIT 207)
 COMBINED AREA (BALCONY) (*) 1341 SQ.FT. (UNIT 407)

(*) NOTE: DENOTED SUITES ARE SUITES WITH LOWEST TOTAL COMBINED AREA.



ASPENRIDGE®

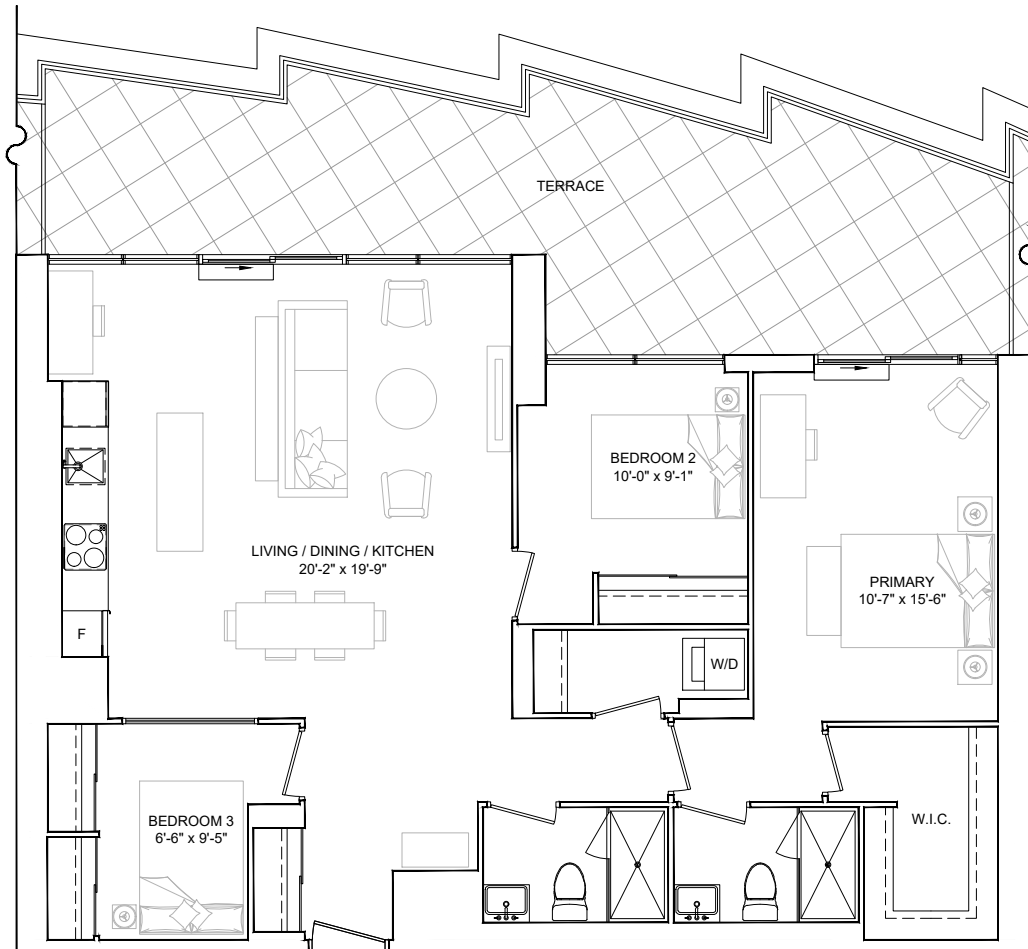


Disclaimer: Drawings are not to scale. Materials, specifications, & floor plans are subject to change without notice. All rendering are artist's conceptions. All areas and stated room dimensions are approximate. Actual usable floor space may vary from the stated floor area. Floor area measured in accordance with Tarion Warranty Corporation Bulletin #22. E.&O.E. Balcony sizes and configurations vary depending on floor level locations.

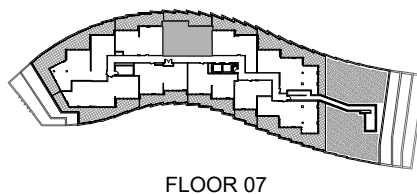
CREST

AT CROSSTOWN

UNIT TYPE 3V



SUITE AREA	1189 SQ.FT.
TERRACE AREA	357 SQ.FT.
UNIT REPEATS ON FLOORS	07
SUITE NO.	706
KITCHEN TYPE	12'-0" LINEAR



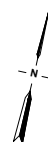
ISSUE DATE: 21 JUNE 2021

COMBINED AREA (TERRACE) (*) 1546 SQ.FT. (UNIT 706)

(*) NOTE: DENOTED SUITES ARE SUITES WITH LOWEST TOTAL COMBINED AREA.



ASPENRIDGE®

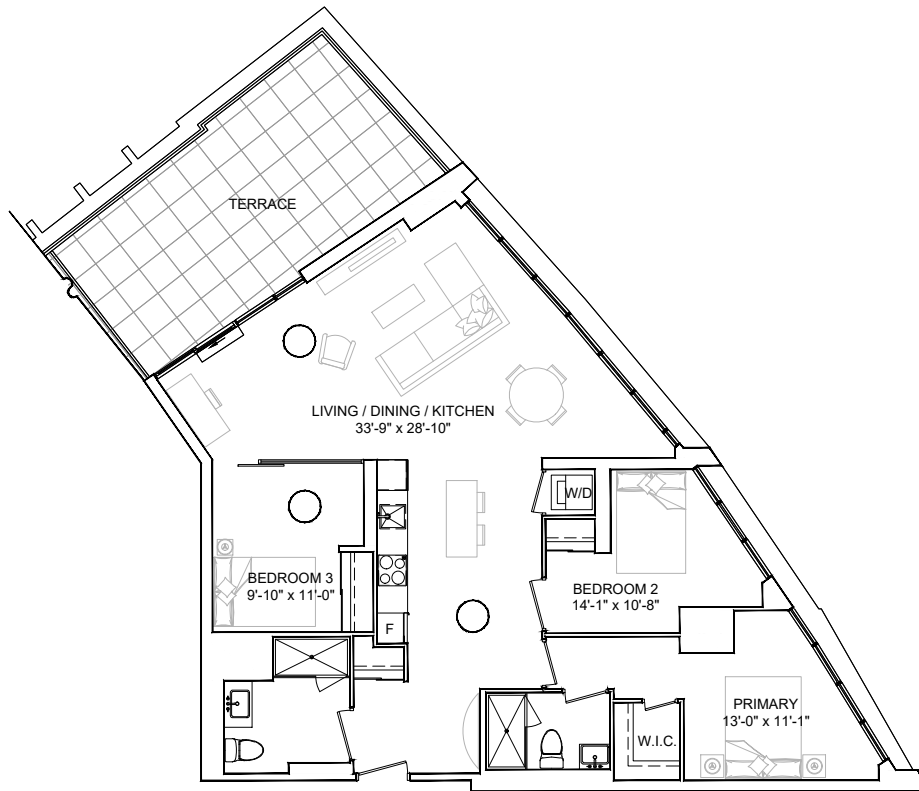


Disclaimer: Drawings are not to scale. Materials, specifications, & floor plans are subject to change without notice. All rendering are artist's conceptions. All areas and stated room dimensions are approximate. Actual usable floor space may vary from the stated floor area. Floor area measured in accordance with Tarion Warranty Corporation Bulletin #22. E.&O.E. Balcony sizes and configurations vary depending on floor level locations.

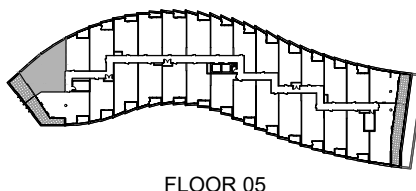
CREST

AT CROSSTOWN

UNIT TYPE 3W (BF)



SUITE AREA	1197 SQ.FT.
TERRACE AREA	258 SQ.FT.
UNIT REPEATS ON FLOORS	05
SUITE NO.	507
KITCHEN TYPE	12'-0" LINEAR



FLOOR 05

ISSUE DATE: 21 JUNE 2021

COMBINED AREA (TERRACE) (*) 1455 SQ.FT. (UNIT 507)

(*) NOTE: DENOTED SUITES ARE SUITES WITH LOWEST TOTAL COMBINED AREA.



ASPENRIDGE®

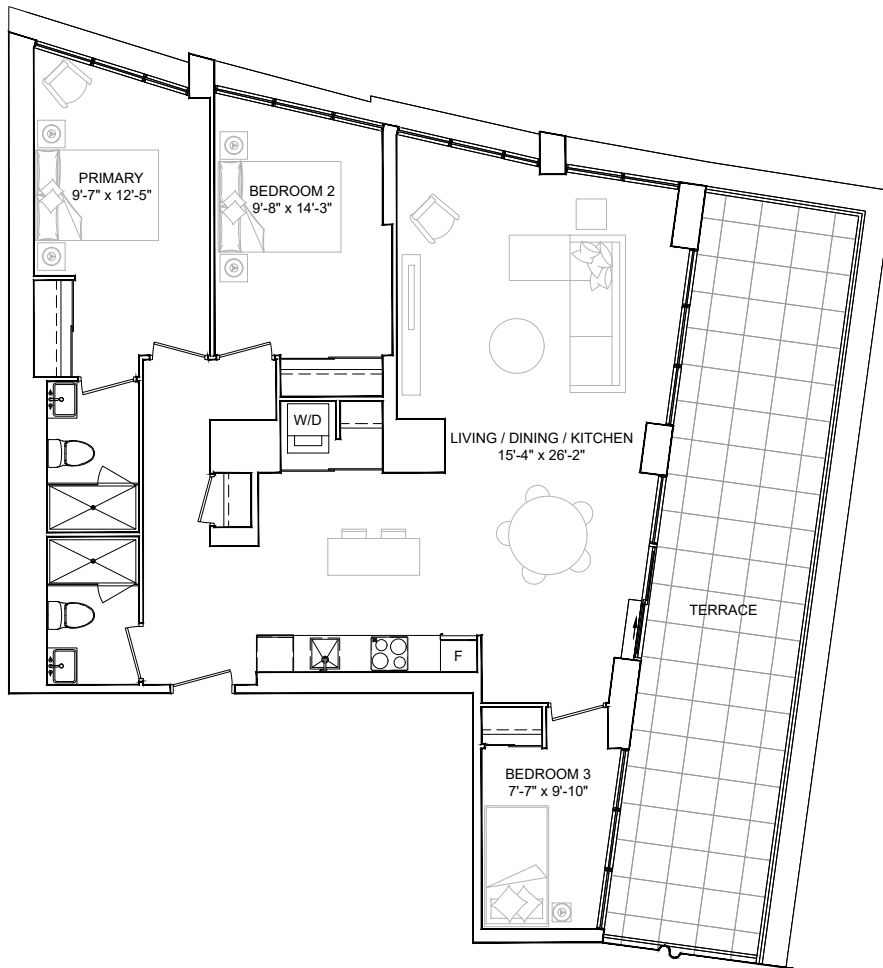


Disclaimer: Drawings are not to scale. Materials, specifications, & floor plans are subject to change without notice. All rendering are artist's conceptions. All areas and stated room dimensions are approximate. Actual usable floor space may vary from the stated floor area. Floor area measured in accordance with Tarion Warranty Corporation Bulletin #22. E.&O.E. Balcony sizes and configurations vary depending on floor level locations.

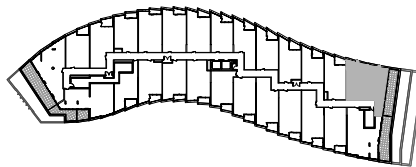
CREST

AT CROSSTOWN

UNIT TYPE 3X



SUITE AREA	1214 SQ.FT.
TERRACE AREA	341 SQ.FT.
UNIT REPEATS ON FLOORS	06
SUITE NO.	619
KITCHEN TYPE	12'-0" LINEAR



FLOOR 06

ISSUE DATE: 21 JUNE 2021

COMBINED AREA (TERRACE) (*) 1555 SQ.FT. (UNIT 619)

(*) NOTE: DENOTED SUITES ARE SUITES WITH LOWEST TOTAL COMBINED AREA.



ASPENRIDGE®

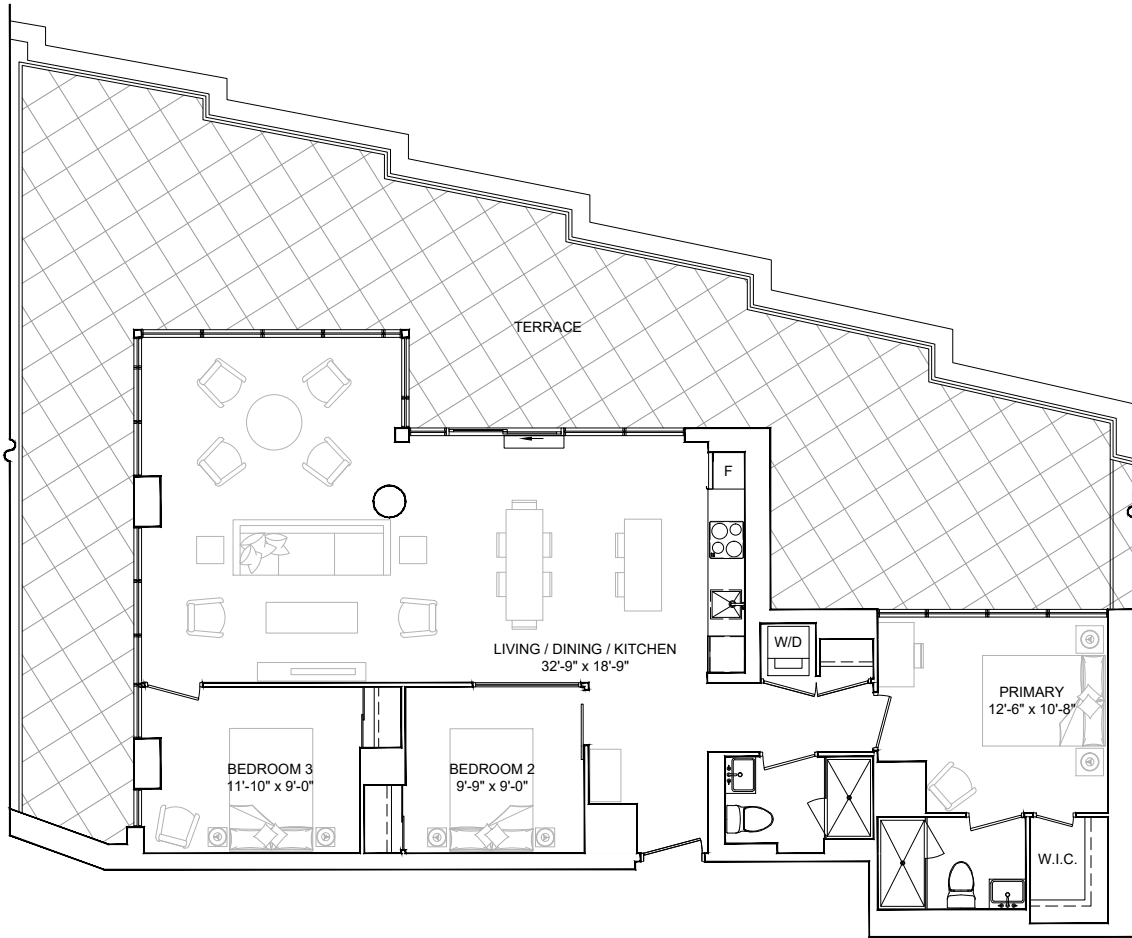


Disclaimer: Drawings are not to scale. Materials, specifications, & floor plans are subject to change without notice. All rendering are artist's conceptions. All areas and stated room dimensions are approximate. Actual usable floor space may vary from the stated floor area. Floor area measured in accordance with Tarion Warranty Corporation Bulletin #22. E.&O.E. Balcony sizes and configurations vary depending on floor level locations.

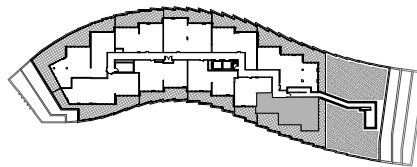
CREST

AT CROSSTOWN

UNIT TYPE 3Y



SUITE AREA	1215 SQ.FT.
TERRACE AREA	853 SQ.FT.
UNIT REPEATS ON FLOORS	07
SUITE NO.	709
KITCHEN TYPE	12'-0" LINEAR



FLOOR 07

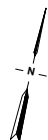
ISSUE DATE: 21 JUNE 2021

COMBINED AREA (TERRACE) (*) 2068 SQ.FT. (UNIT 709)

(*) NOTE: DENOTED SUITES ARE SUITES WITH LOWEST TOTAL COMBINED AREA.



ASPENRIDGE®

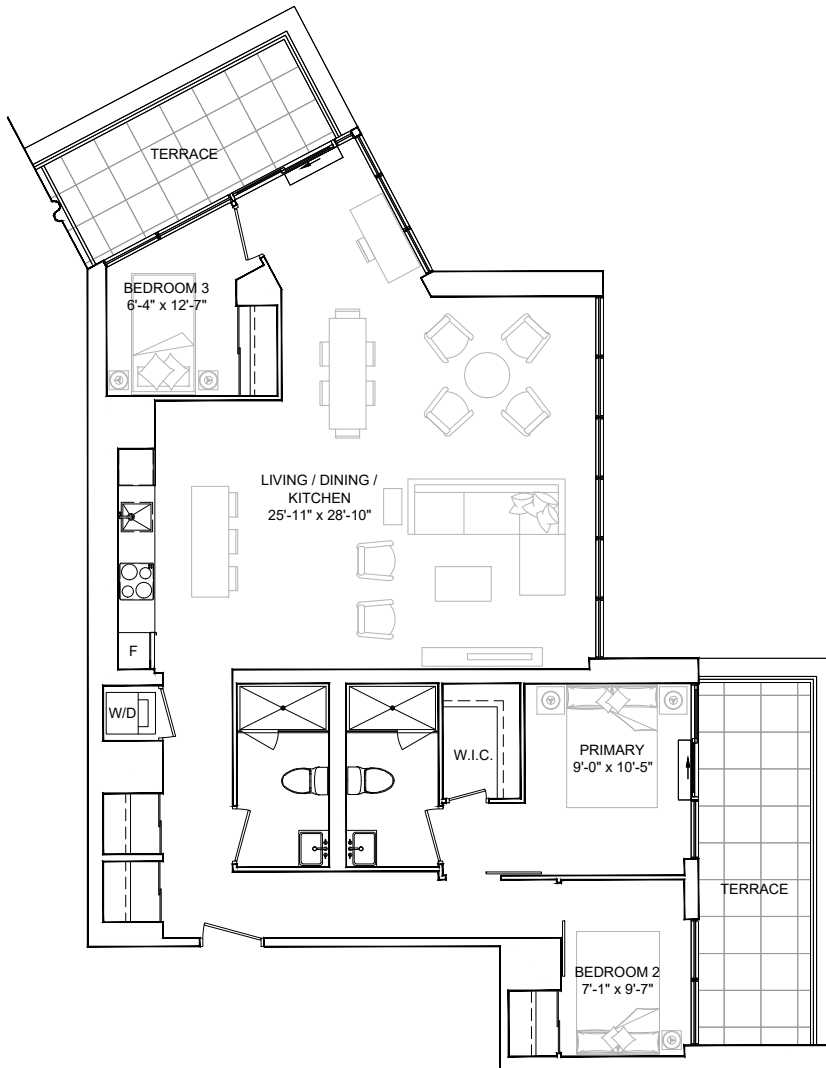


Disclaimer: Drawings are not to scale. Materials, specifications, & floor plans are subject to change without notice. All rendering are artist's conceptions. All areas and stated room dimensions are approximate. Actual usable floor space may vary from the stated floor area. Floor area measured in accordance with Tarion Warranty Corporation Bulletin #22. E.&O.E. Balcony sizes and configurations vary depending on floor level locations.

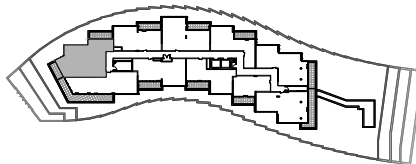
CREST

AT CROSSTOWN

UNIT TYPE 3Z



SUITE AREA	1229 SQ.FT.
TERRACE AREA	209 SQ.FT.
UNIT REPEATS ON FLOORS	08
SUITE NO.	804
KITCHEN TYPE	12'-0" LINEAR



FLOOR 08

ISSUE DATE: 21 JUNE 2021

COMBINED AREA (TERRACE) (*) 1438 SQ.FT. (UNIT 804)

(*) NOTE: DENOTED SUITES ARE SUITES WITH LOWEST TOTAL COMBINED AREA.



ASPENRIDGE®

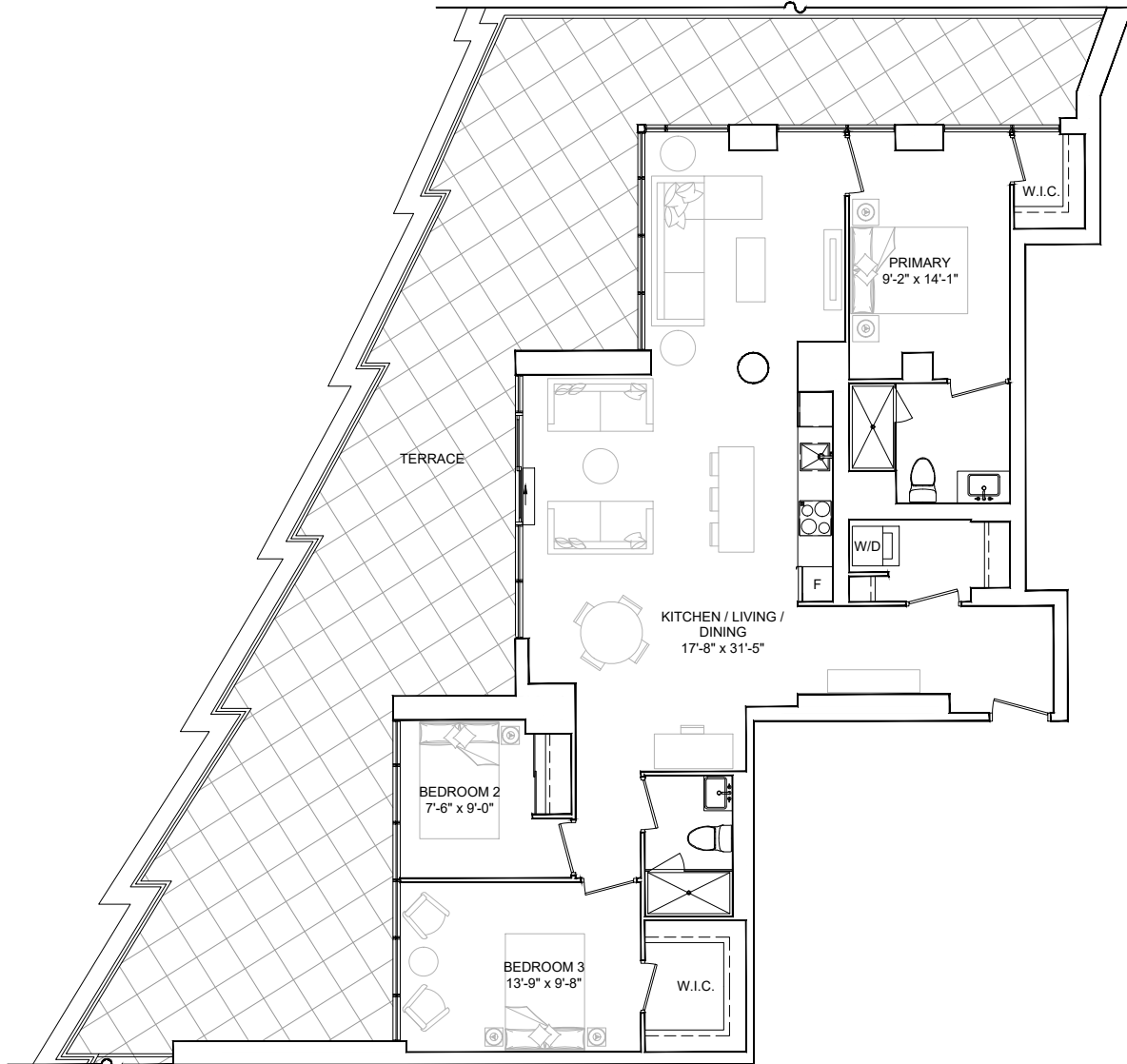


Disclaimer: Drawings are not to scale. Materials, specifications, & floor plans are subject to change without notice. All rendering are artist's conceptions. All areas and stated room dimensions are approximate. Actual usable floor space may vary from the stated floor area. Floor area measured in accordance with Tarion Warranty Corporation Bulletin #22. E.&O.E. Balcony sizes and configurations vary depending on floor level locations.

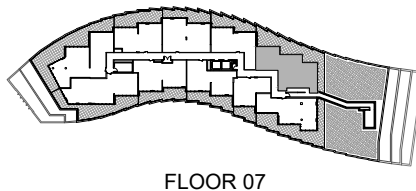
CREST

AT CROSSTOWN

UNIT TYPE 3AA (BF)



SUITE AREA	1352 SQ.FT.
TERRACE AREA	857 SQ.FT.
UNIT REPEATS ON FLOORS	07
SUITE NO.	708
KITCHEN TYPE	12'-0" LINEAR



FLOOR 07

ISSUE DATE: 21 JUNE 2021

COMBINED AREA (TERRACE) (*) 2209 SQ.FT. (UNIT 708)

(*) NOTE: DENOTED SUITES ARE SUITES WITH LOWEST TOTAL COMBINED AREA.



ASPENRIDGE®

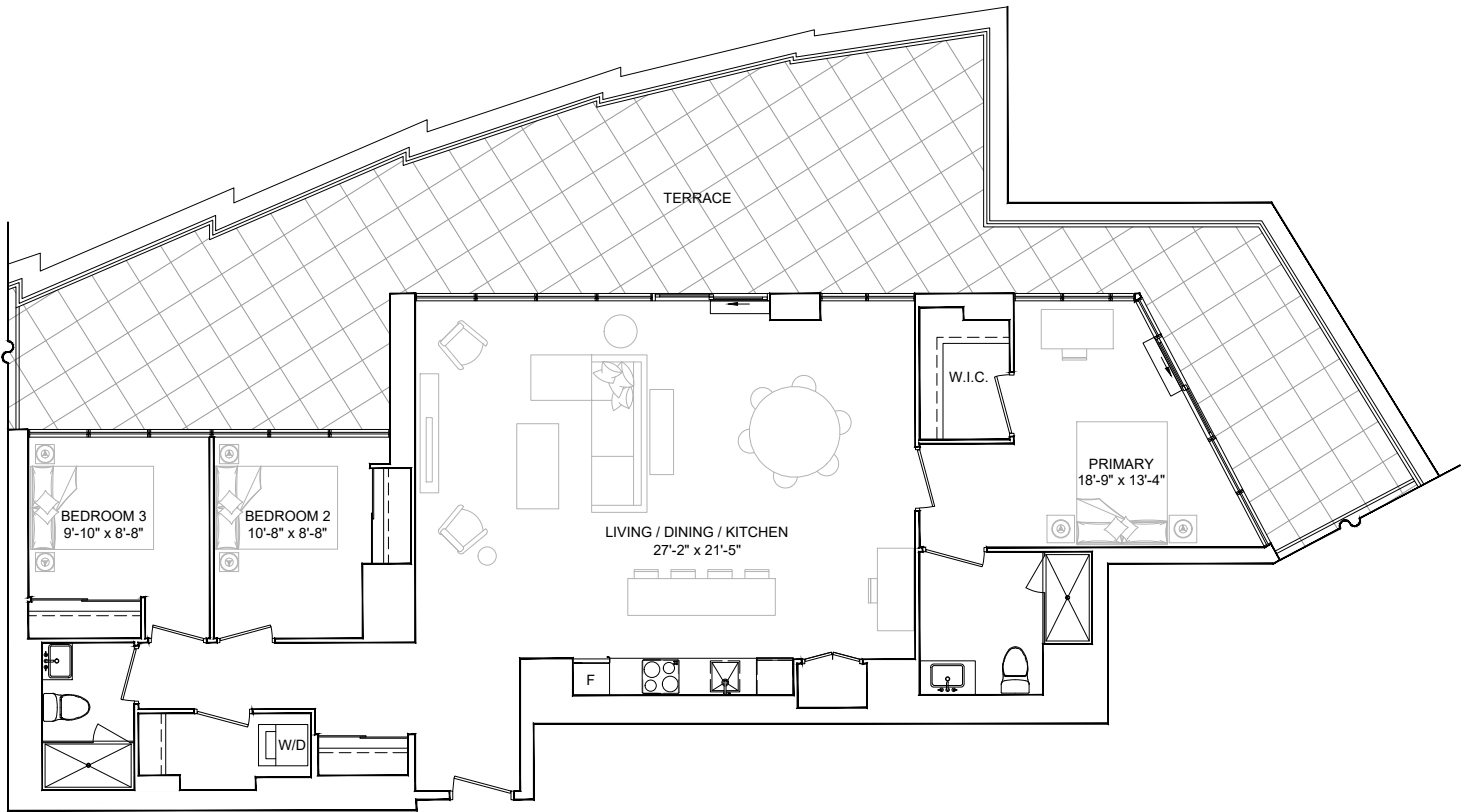


Disclaimer: Drawings are not to scale. Materials, specifications, & floor plans are subject to change without notice. All rendering are artist's conceptions. All areas and stated room dimensions are approximate. Actual usable floor space may vary from the stated floor area. Floor area measured in accordance with Tarion Warranty Corporation Bulletin #22. E.&O.E. Balcony sizes and configurations vary depending on floor level locations.

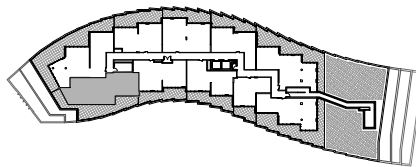
CREST

AT CROSSTOWN

UNIT TYPE 3BB (BF)



SUITE AREA	1415 SQ.FT.
TERRACE AREA	736 SQ.FT.
UNIT REPEATS ON FLOORS	07
SUITE NO.	703
KITCHEN TYPE	12'-0" LINEAR



FLOOR 07

ISSUE DATE: 21 JUNE 2021

COMBINED AREA (TERRACE) (*) 2151 SQ.FT. (UNIT 703)

(*) NOTE: DENOTED SUITES ARE SUITES WITH LOWEST TOTAL COMBINED AREA.



ASPENRIDGE®

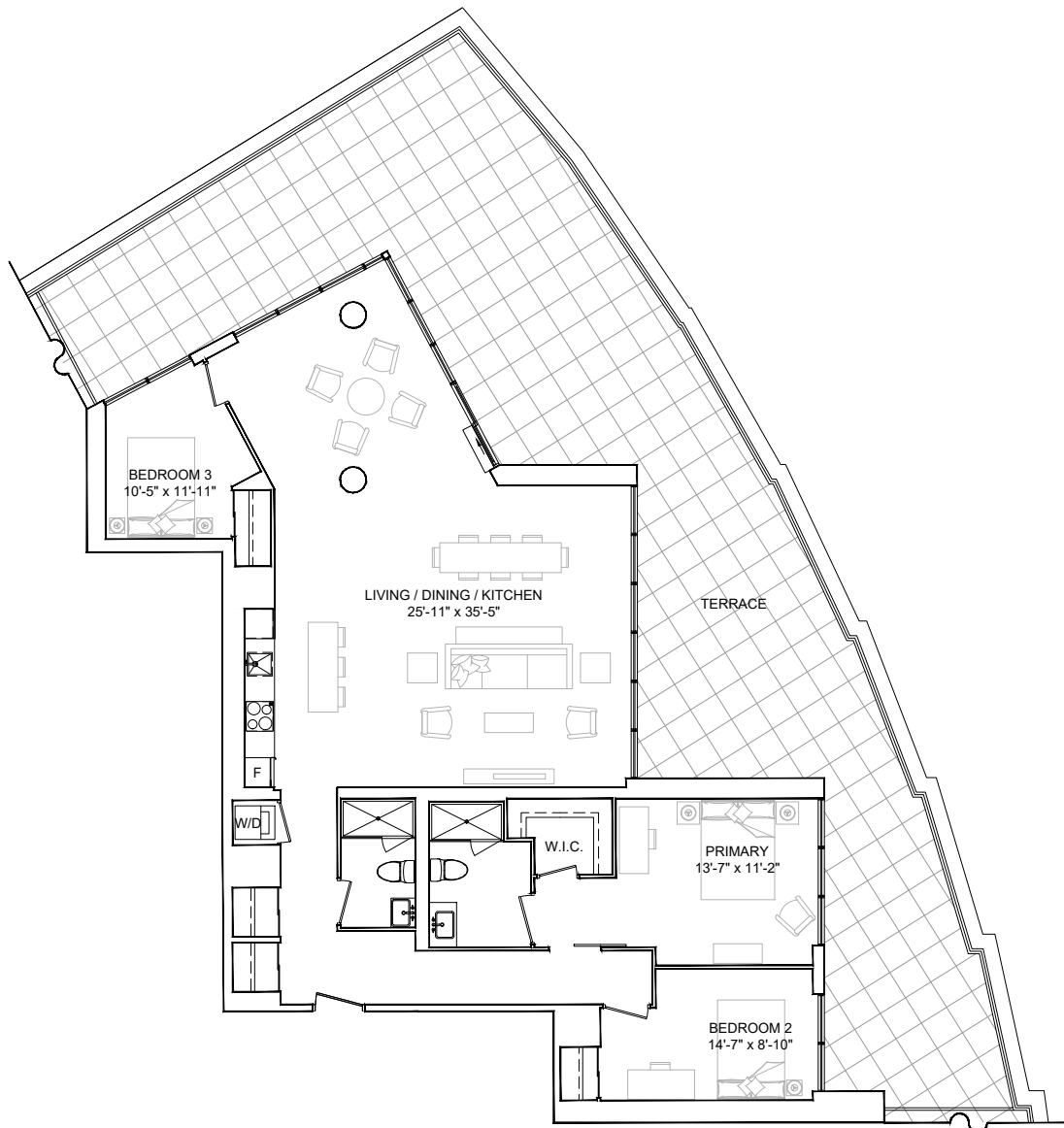


Disclaimer: Drawings are not to scale. Materials, specifications, & floor plans are subject to change without notice. All rendering are artist's conceptions. All areas and stated room dimensions are approximate. Actual usable floor space may vary from the stated floor area. Floor area measured in accordance with Tarion Warranty Corporation Bulletin #22. E.&O.E. Balcony sizes and configurations vary depending on floor level locations.

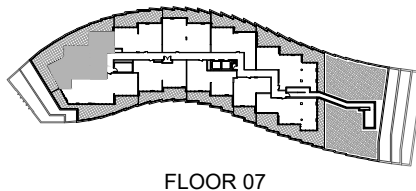
CREST

AT CROSSTOWN

UNIT TYPE 3CC (BF)



SUITE AREA	1598 SQ.FT.
TERRACE AREA	1111 SQ.FT.
UNIT REPEATS ON FLOORS	07
SUITE NO.	704
KITCHEN TYPE	12'-0" LINEAR



FLOOR 07

ISSUE DATE: 21 JUNE 2021

COMBINED AREA (TERRACE) (*) 2709 SQ.FT. (UNIT 704)

(*) NOTE: DENOTED SUITES ARE SUITES WITH LOWEST TOTAL COMBINED AREA.



ASPENRIDGE®



Disclaimer: Drawings are not to scale. Materials, specifications, & floor plans are subject to change without notice. All rendering are artist's conceptions. All areas and stated room dimensions are approximate. Actual usable floor space may vary from the stated floor area. Floor area measured in accordance with Tarion Warranty Corporation Bulletin #22. E.&O.E. Balcony sizes and configurations vary depending on floor level locations.