

ANGUS GLEN™

SOUTH VILLAGE

AURA (3003)

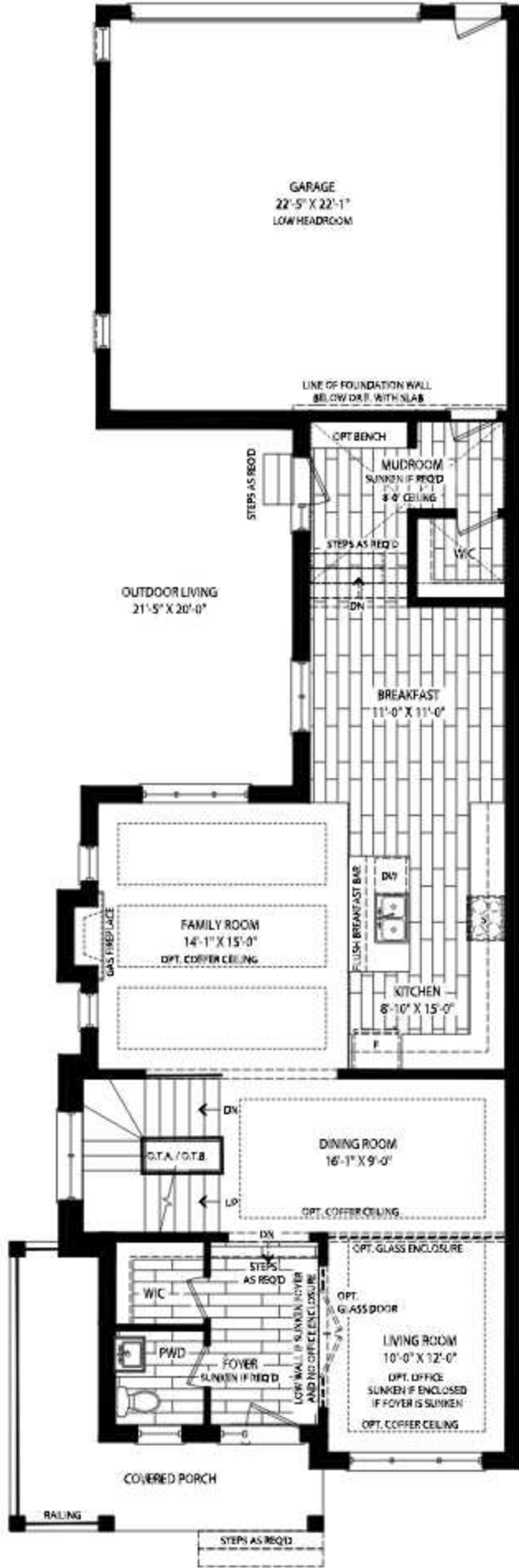
3000 SINGLES



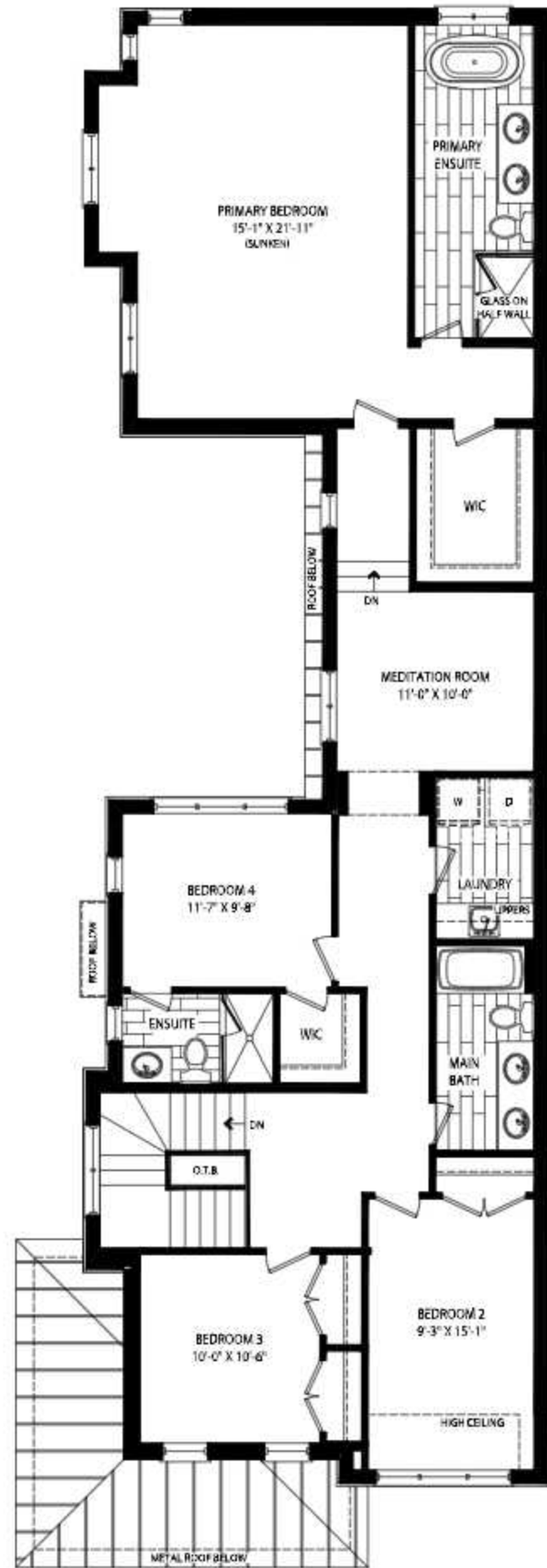
ELEV. A

3,010 SQ. FT. – 4 BEDROOMS / 3 BATHS, 1 POWDER

AURA (3003)



GROUND LEVEL



SECOND LEVEL

KYLEMORE®
LIVE. WELLNESS.

All dimensions, materials, specifications and drawings are approximate. Plans & Elevations may be mirror image. Window sizes may vary. Actual usable floor space may vary from the stated floor area square footage includes open to above area. Exterior elevations are an artist concept, not to scale and may vary from finished community. Furniture placement is intended as a guide and not included as part of the purchase. Figures, materials and terms subject to change at any time with the sole discretion of the Vendor. E. & O. E. May 2023.

ANGUS GLEN™

SOUTH VILLAGE

AURA (3003 COACH HOUSE)

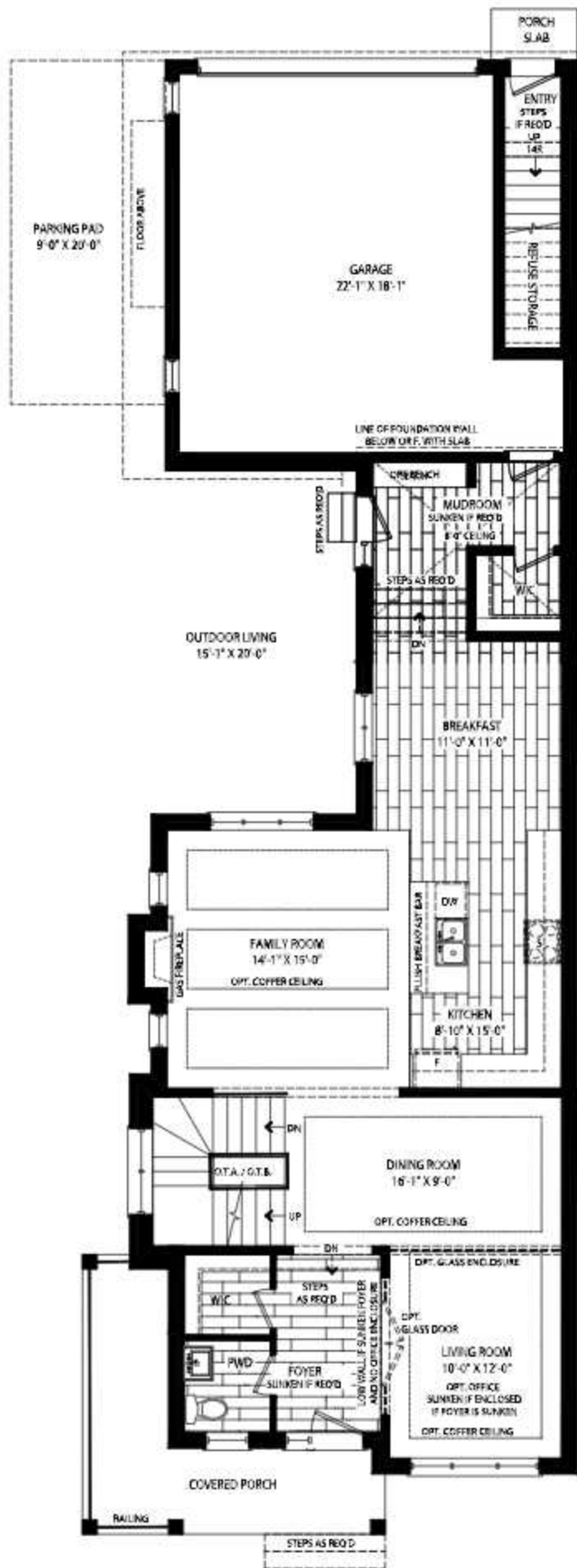
3000 SINGLES



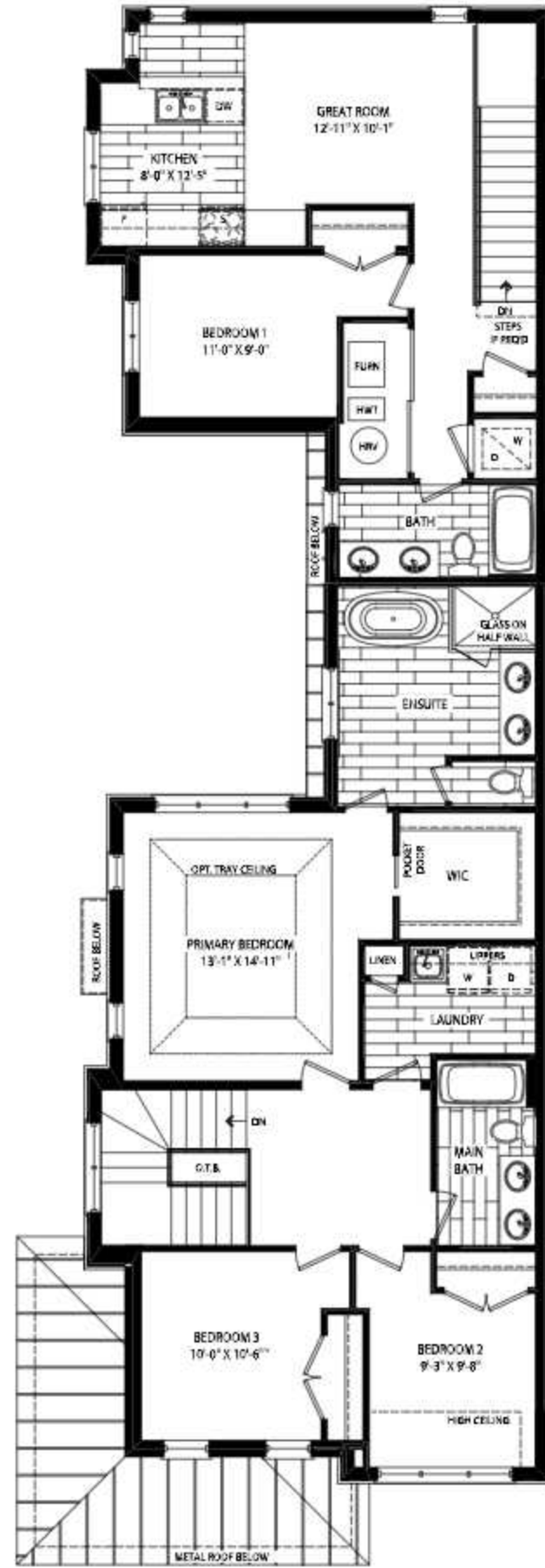
ELEV. A

3,015 SQ. FT. – 5 BEDROOMS / 3 BATHS, 1 POWDER
INCLUDES 700SQFT COACH HOUSE

AURA (3003 COACH HOUSE)



GROUND LEVEL



SECOND LEVEL

KYLEMORE
LIVE. WELLNESS.

All dimensions, materials, specifications and drawings are approximate. Plans & Elevations may be mirror image. Window sizes may vary. Actual usable floor space may vary from the stated floor area square footage includes open to above area. Exterior elevations are an artist concept, not to scale and may vary from finished community. Furniture placement is intended as a guide and not included as part of the purchase. Figures, materials and terms subject to change at any time with the sole discretion of the Vendor. E. & O. E. May 2023.

ANGUS GLEN™

SOUTH VILLAGE

AURA (3003)

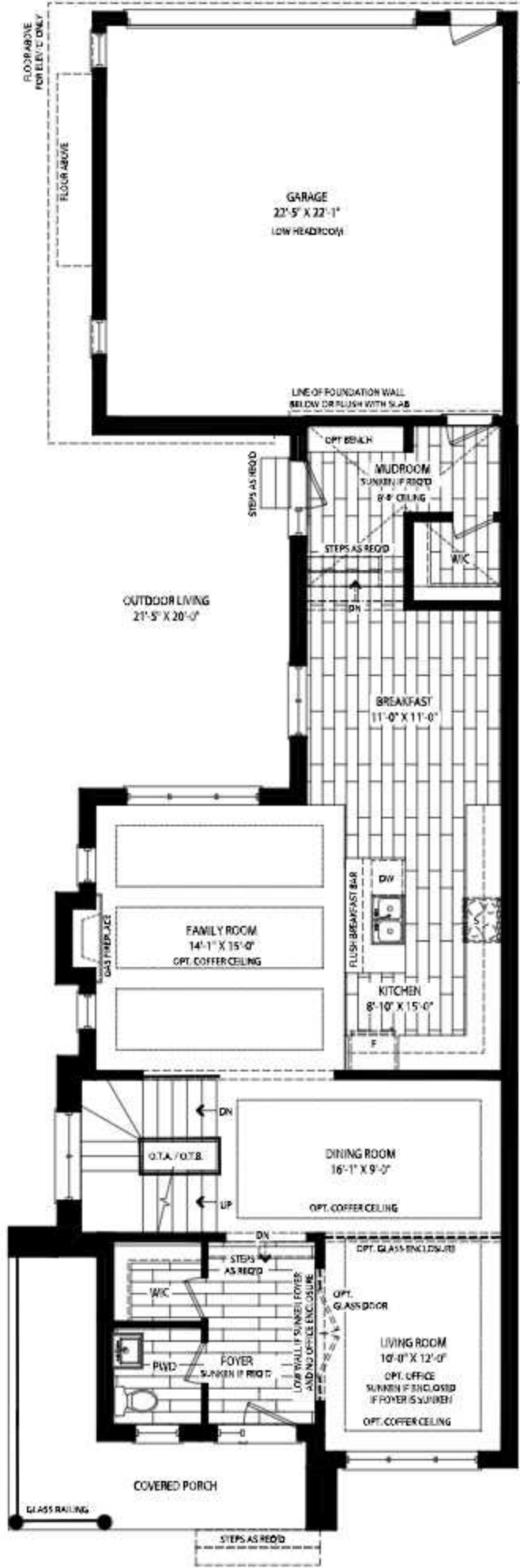
3000 SINGLES



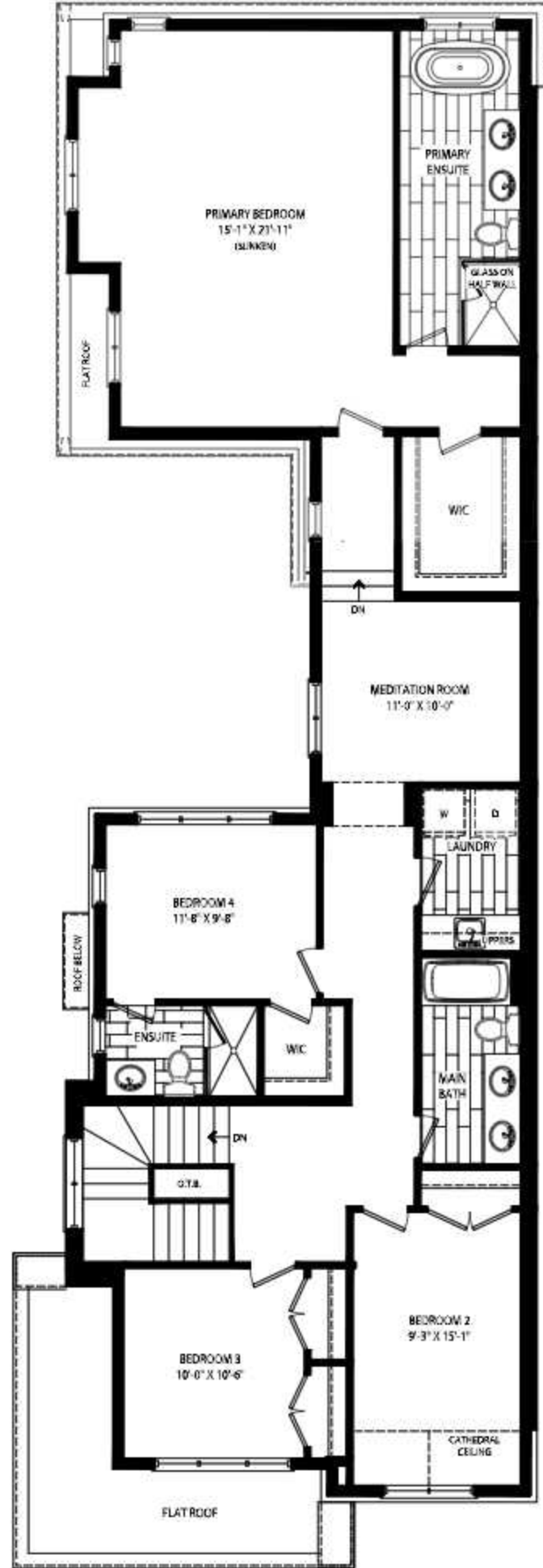
ELEV. C

3,000 SQ. FT. – 4 BEDROOMS / 3 BATHS, 1 POWDER

AURA (3003)



GROUND LEVEL



SECOND LEVEL

KYLEMORE
LIVE. WELLNESS.

All dimensions, materials, specifications and drawings are approximate. Plans & Elevations may be mirror image. Window sizes may vary. Actual usable floor space may vary from the stated floor area square footage includes open to above area. Exterior elevations are an artist concept, not to scale and may vary from finished community. Furniture placement is intended as a guide and not included as part of the purchase. Figures, materials and terms subject to change at any time with the sole discretion of the Vendor. E. & O. E. May 2023.

ANGUS GLEN™

SOUTH VILLAGE

AURA (3003 COACH HOUSE)

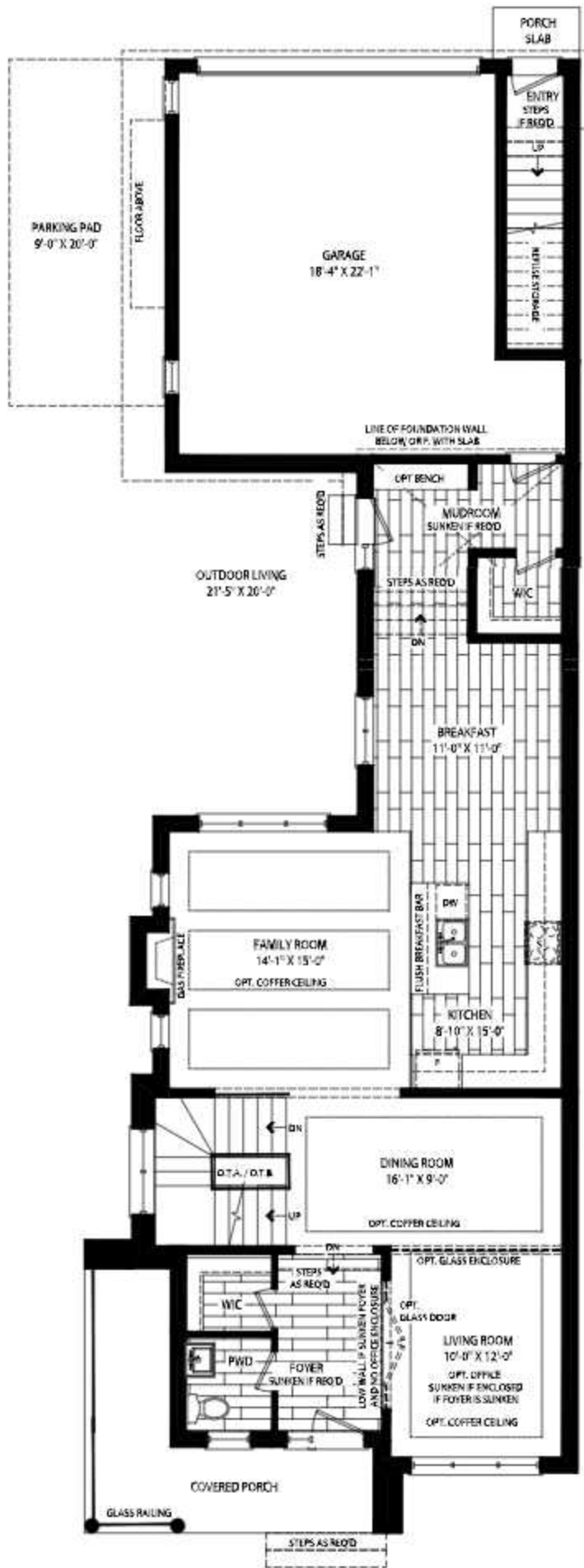
3000 SINGLES



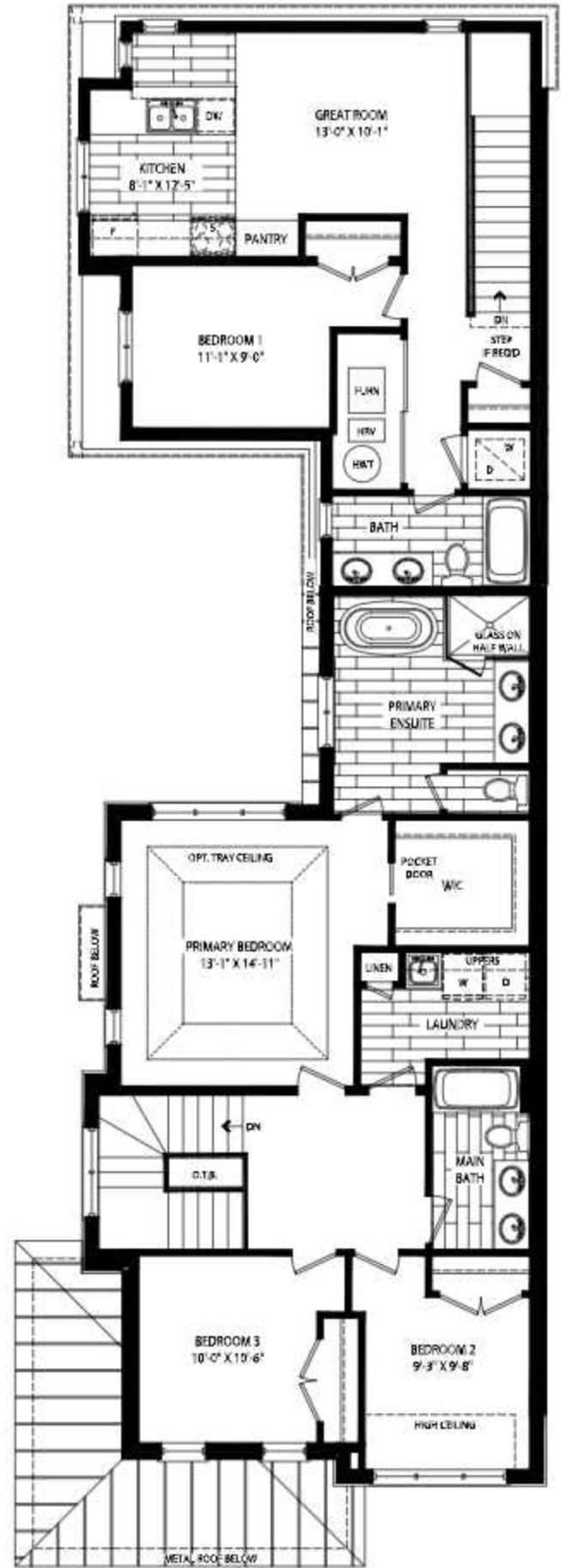
ELEV. C

3,005 SQ. FT. – 4 BEDROOMS / 3 BATHS, 1 POWDER
Includes 700sqft Coach House

AURA (3003)



GROUND LEVEL



SECOND LEVEL

KYLEMORE
LIVE. WELLNESS.

All dimensions, materials, specifications and drawings are approximate. Plans & Elevations may be mirror image. Window sizes may vary. Actual usable floor space may vary from the stated floor area square footage includes open to above area. Exterior elevations are an artist concept, not to scale and may vary from finished community. Furniture placement is intended as a guide and not included as part of the purchase. Figures, materials and terms subject to change at any time with the sole discretion of the Vendor. E. & O. E. May 2023.

ANGUS GLEN™

SOUTH VILLAGE

NAMASTE (3101)

3100 SINGLES



ELEV. A
2,530 SQ. FT. – 3 BEDROOMS / 2 BATHS, 2 POWDERS



ELEV. B
2,535 SQ. FT. –
3 BEDROOMS / 2 BATHS, 2 POWDERS

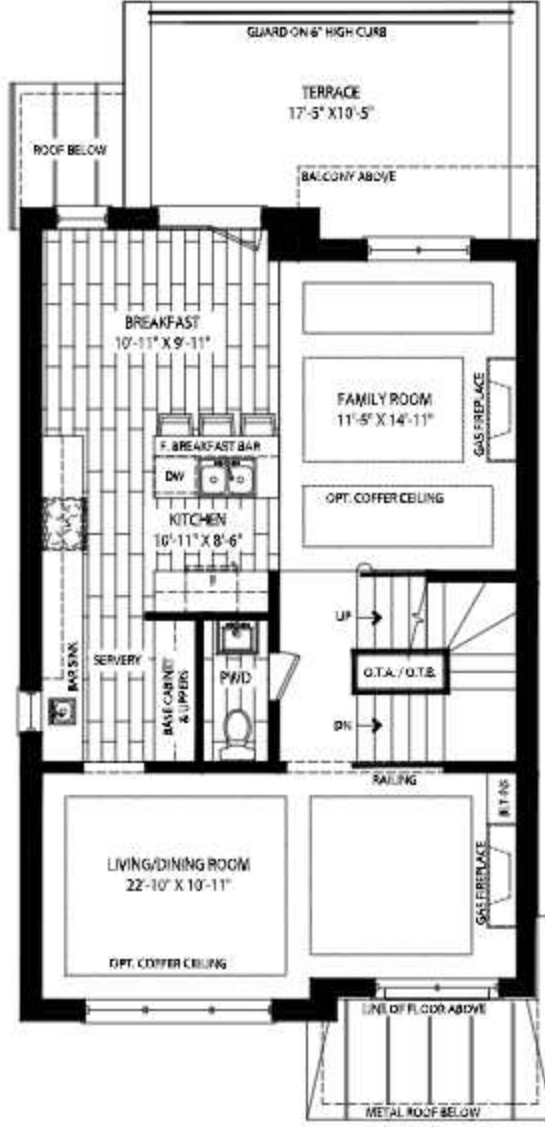


ELEV. C
2,545 SQ. FT. –
3 BEDROOMS / 2 BATHS, 2 POWDERS

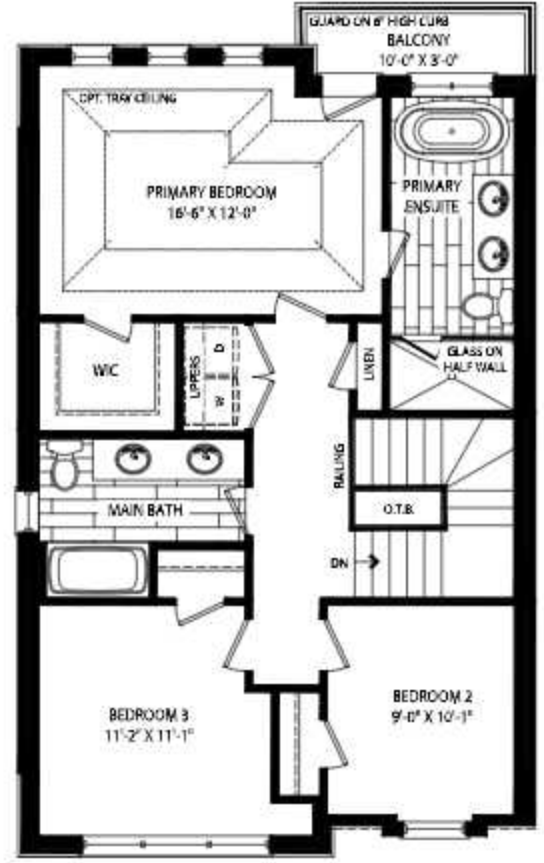
NAMASTE (3101)



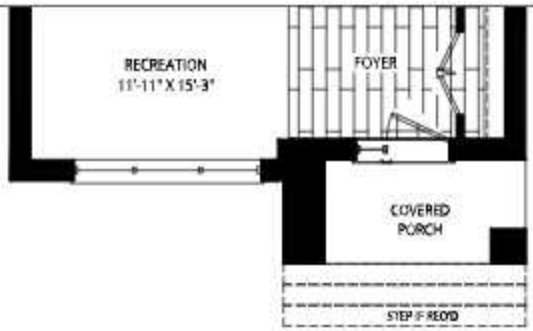
GROUND LEVEL



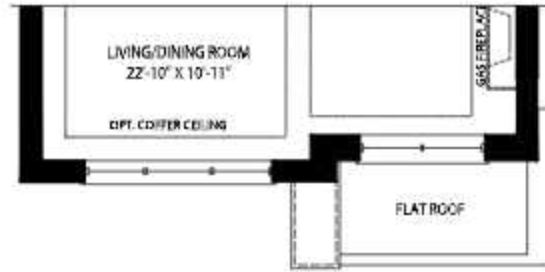
SECOND LEVEL



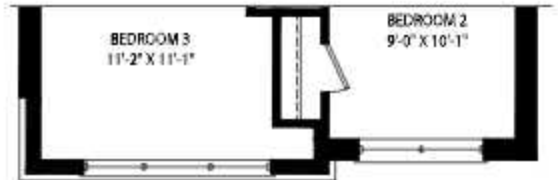
THIRD LEVEL LEVEL



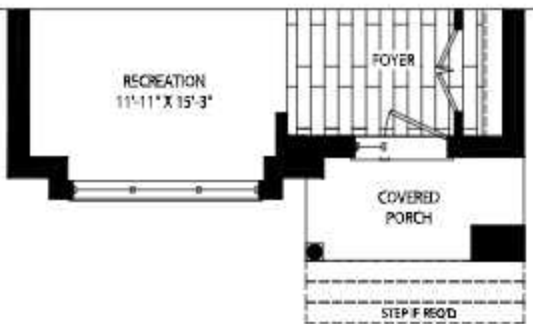
GROUND LEVEL ELEV B



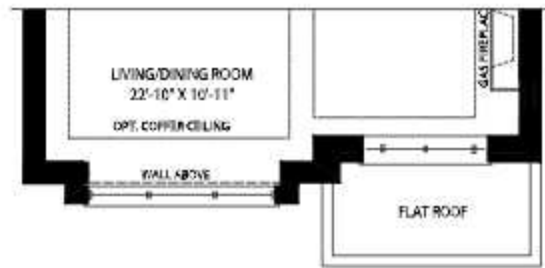
SECOND LEVEL ELEV B



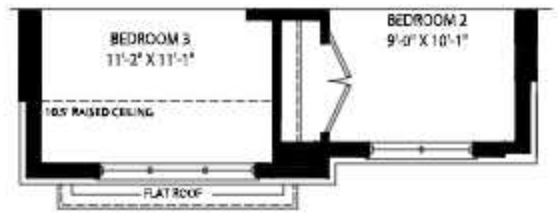
THIRD LEVEL ELEV B



GROUND LEVEL ELEV C



SECOND LEVEL ELEV C



THIRD LEVEL ELEV C

KYLEMORE
LIVE. WELLNESS.

All dimensions, materials, specifications and drawings are approximate. Plans & Elevations may be mirror image. Window sizes may vary. Actual usable floor space may vary from the stated floor area square footage includes open to above area. Exterior elevations are an artist concept, not to scale and may vary from finished community. Furniture placement is intended as a guide and not included as part of the purchase. Figures, materials and terms subject to change at any time with the sole discretion of the Vendor. E. & O. E. May 2023.

ANGUS GLEN™

SOUTH VILLAGE

MINDFUL (3102)

3100 SINGLES



ELEV. A

2,820 SQ. FT. – 4 BEDROOMS / 2 BATHS, 2 POWDERS



ELEV. B

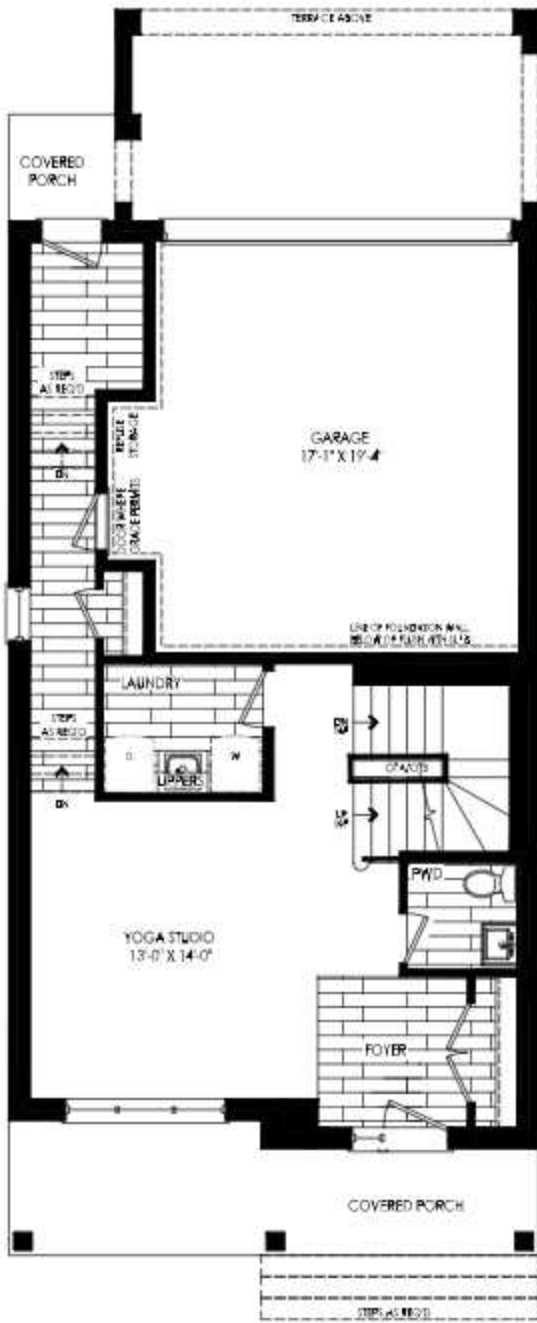
2,820 SQ. FT. –
4 BEDROOMS / 2 BATHS, 2 POWDERS



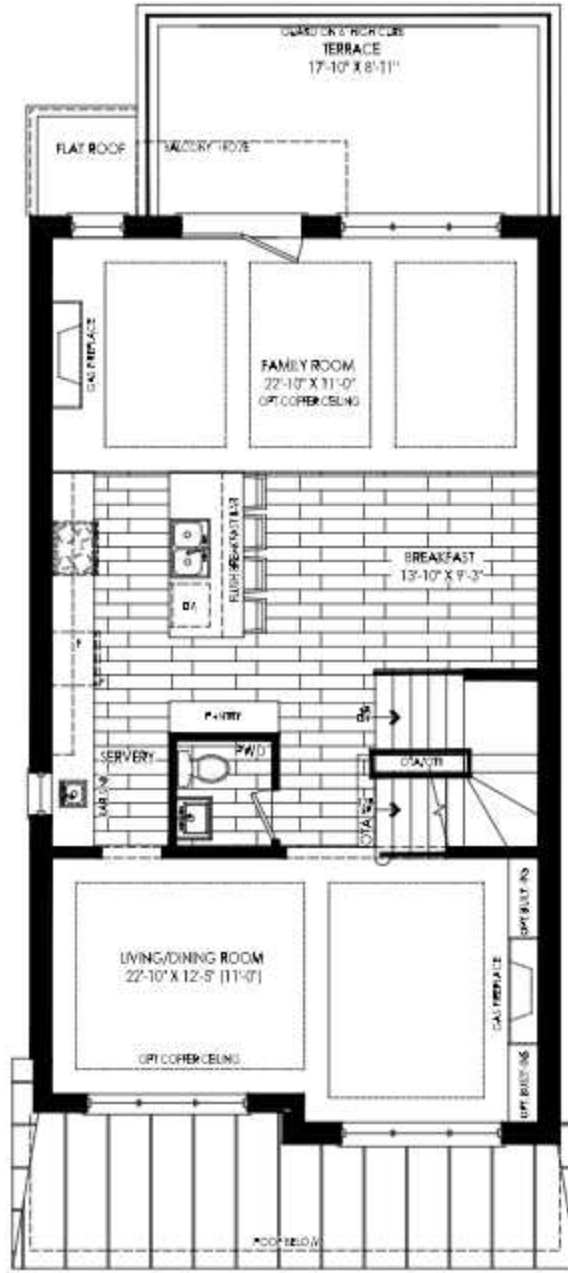
ELEV. C

2,830 SQ. FT. –
4 BEDROOMS / 2 BATHS, 2 POWDERS

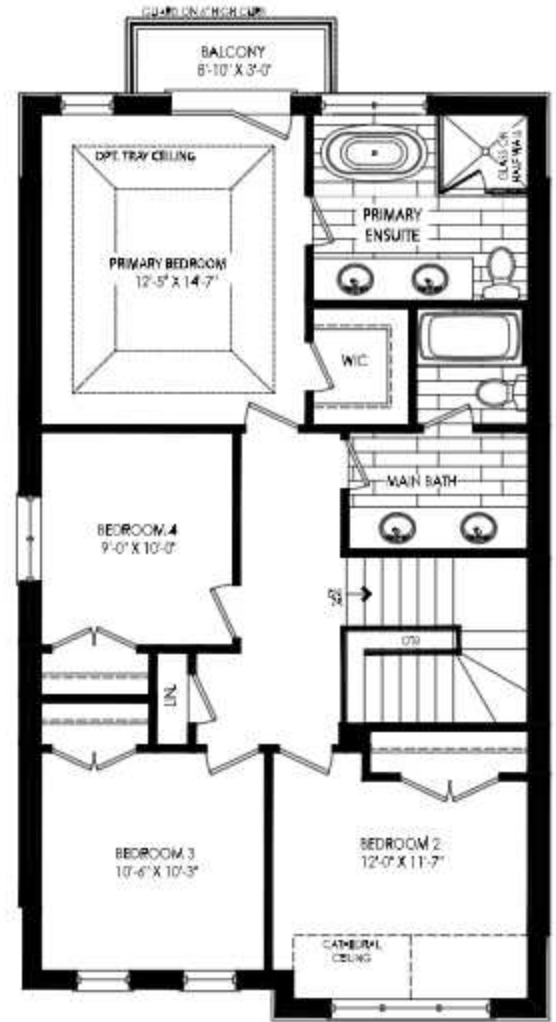
MINDFUL (3102)



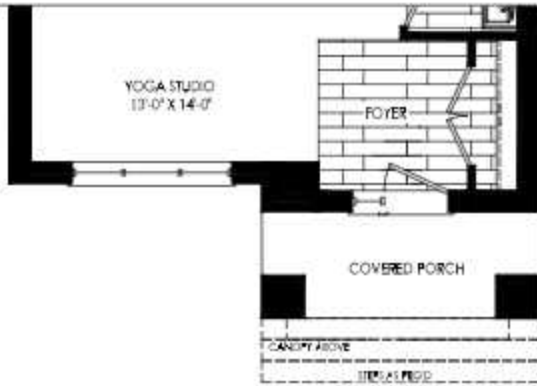
GROUND LEVEL



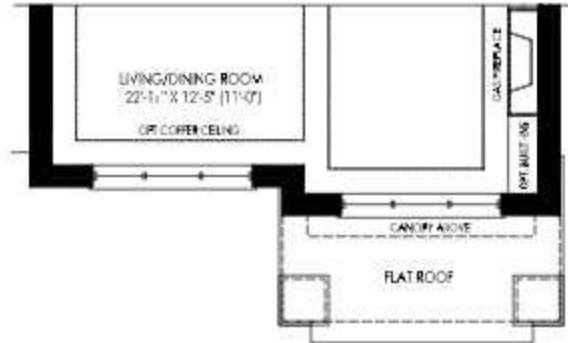
SECOND LEVEL



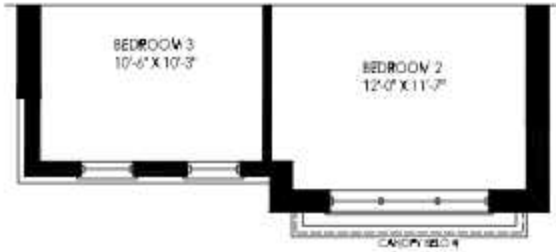
THIRD LEVEL LEVEL



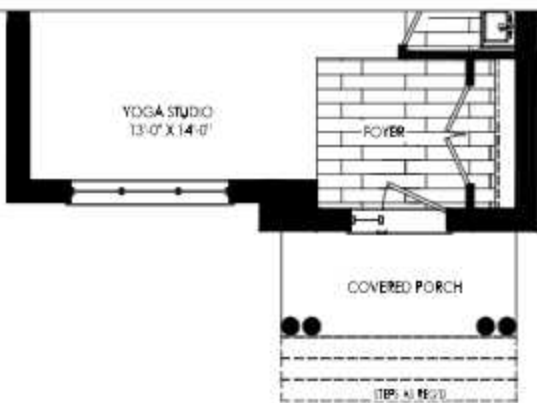
GROUND LEVEL ELEV B



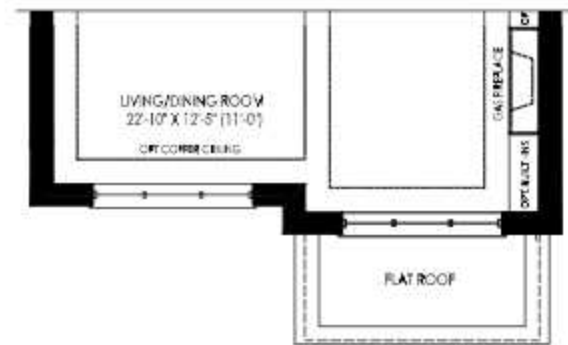
SECOND LEVEL ELEV B



THIRD LEVEL ELEV B



GROUND LEVEL ELEV C



SECOND LEVEL ELEV C



THIRD LEVEL ELEV C

KYLEMORE
LIVE. WELLNESS.

All dimensions, materials, specifications and drawings are approximate. Plans & Elevations may be mirror image. Window sizes may vary. Actual usable floor space may vary from the stated floor area square footage includes open to above area. Exterior elevations are an artist concept, not to scale and may vary from finished community. Furniture placement is intended as a guide and not included as part of the purchase. Figures, materials and terms subject to change at any time with the sole discretion of the Vendor. E. & O. E. May 2023.

ANGUS GLEN™

SOUTH VILLAGE

MINDFUL 2 (3102)

3100 SINGLES



ELEV. A

2,820 SQ. FT. – 3 BEDROOMS / 2 BATHS, 2 POWDERS



ELEV. B

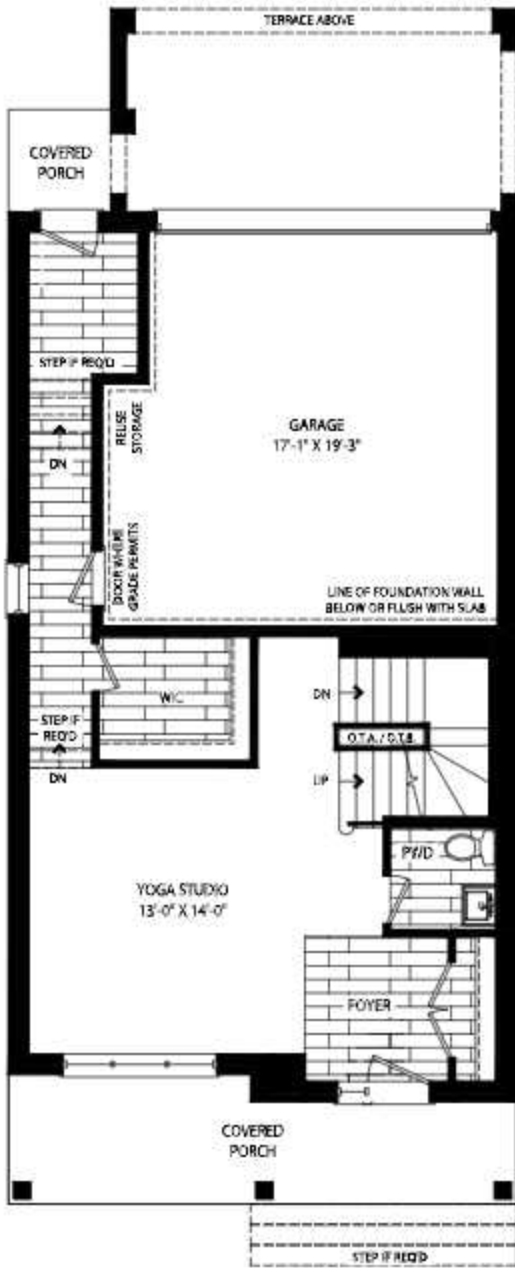
2,830 SQ. FT. –
3 BEDROOMS / 2 BATHS, 2 POWDERS



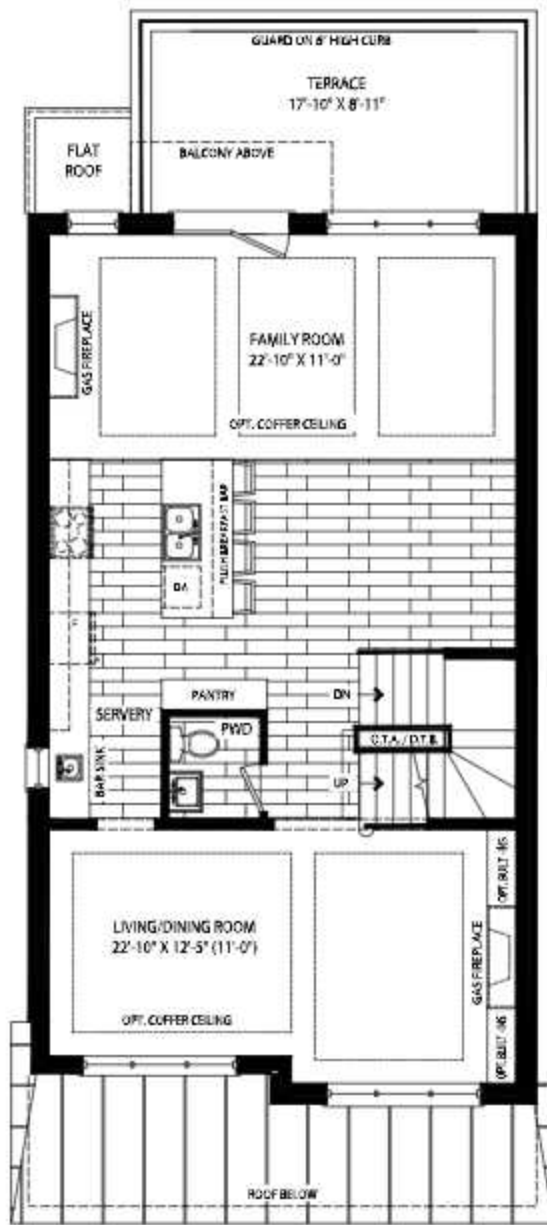
ELEV. C

2,830 SQ. FT. –
3 BEDROOMS / 2 BATHS, 2 POWDERS

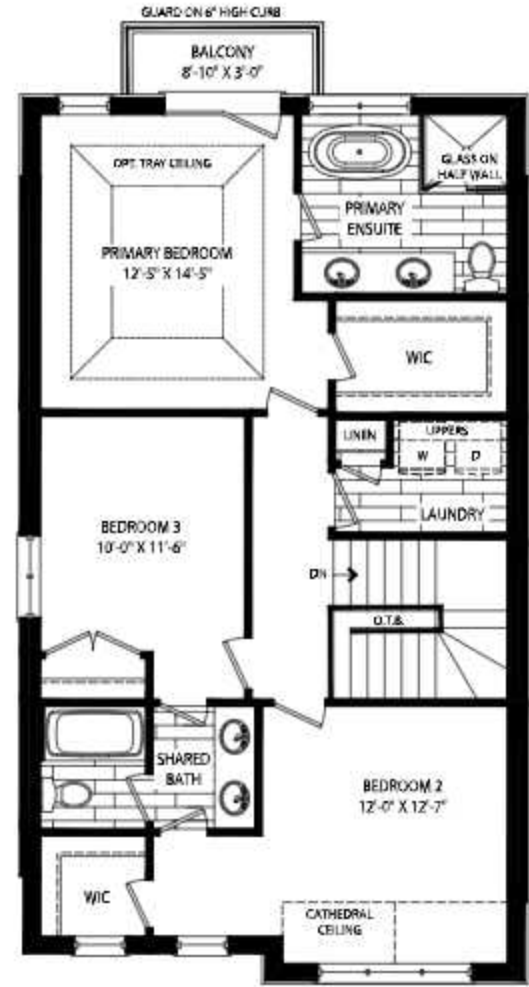
MINDFUL 2 (3102)



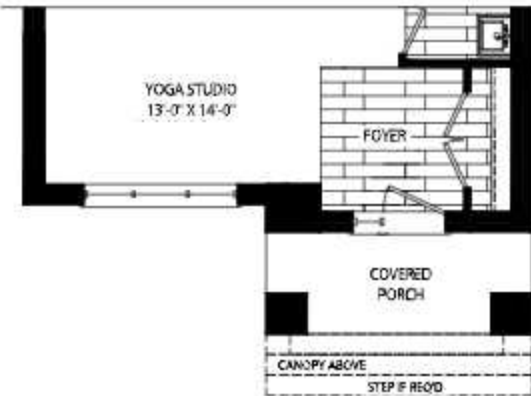
GROUND LEVEL



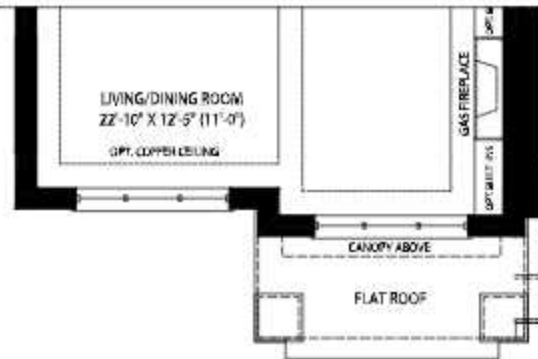
SECOND LEVEL



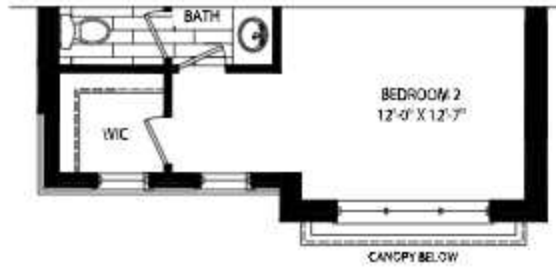
THIRD LEVEL LEVEL



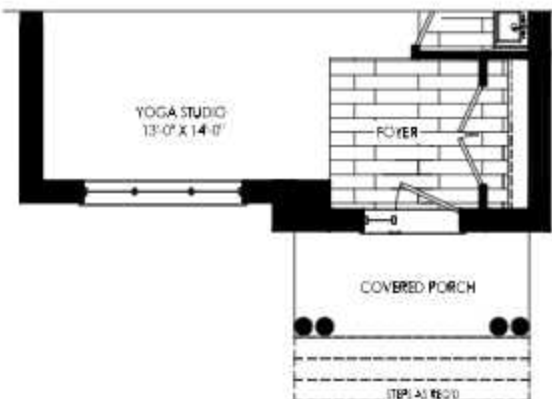
GROUND LEVEL ELEV B



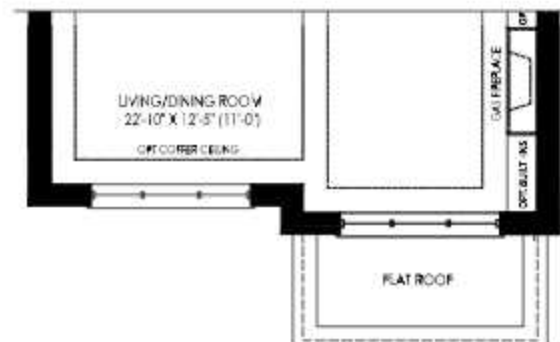
SECOND LEVEL ELEV B



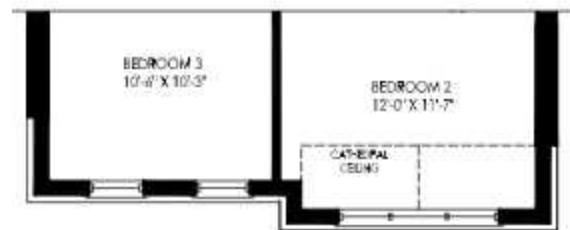
THIRD LEVEL ELEV B



GROUND LEVEL ELEV C



SECOND LEVEL ELEV C



THIRD LEVEL ELEV C

KYLEMORE
LIVE. WELLNESS.

All dimensions, materials, specifications and drawings are approximate. Plans & Elevations may be mirror image. Window sizes may vary. Actual usable floor space may vary from the stated floor area square footage includes open to above area. Exterior elevations are an artist concept, not to scale and may vary from finished community. Furniture placement is intended as a guide and not included as part of the purchase. Figures, materials and terms subject to change at any time with the sole discretion of the Vendor. E. & O. E. May 2023.

ANGUS GLEN™

SOUTH VILLAGE

ASANA (3103)

3100 SINGLES



ELEV. A
3,100 SQ. FT. – 4 BEDROOMS / 2 BATHS, 2 POWDERS

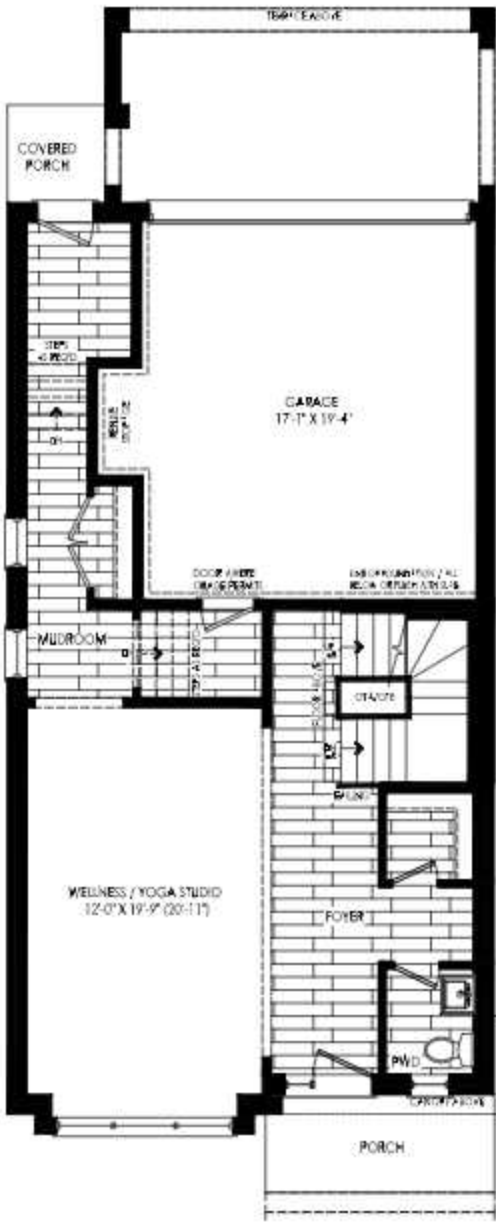


ELEV. B
3,090 SQ. FT. –
4 BEDROOMS / 2 BATHS, 2 POWDERS

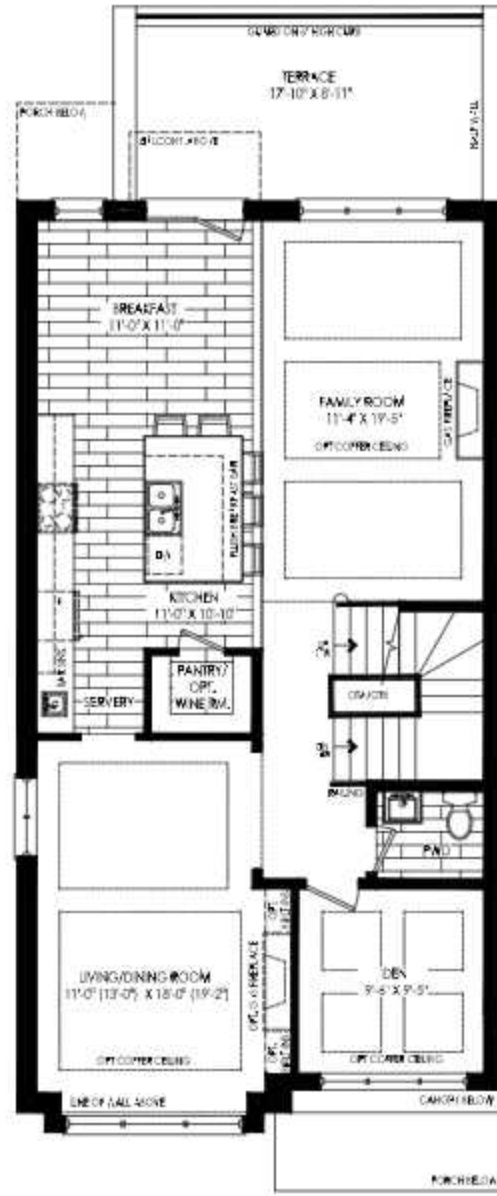


ELEV. C
3,095 SQ. FT. –
4 BEDROOMS / 2 BATHS, 2 POWDERS

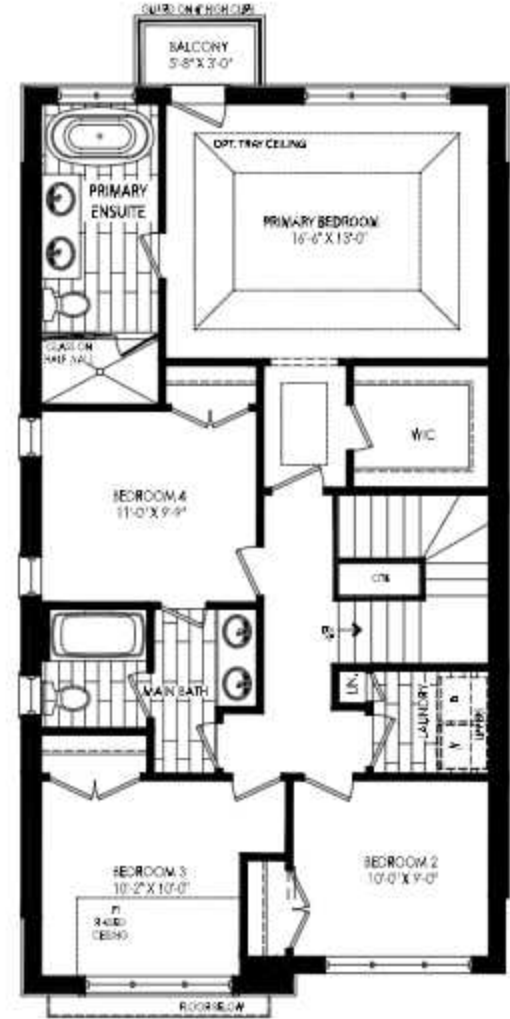
ASANA (3103)



GROUND LEVEL



SECOND LEVEL



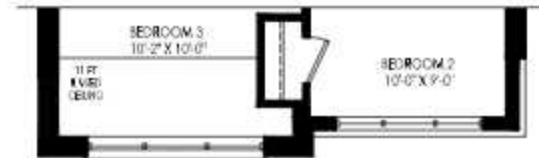
THIRD LEVEL LEVEL



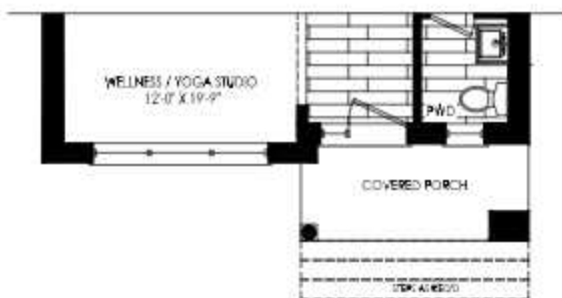
GROUND LEVEL ELEV B



SECOND LEVEL ELEV B



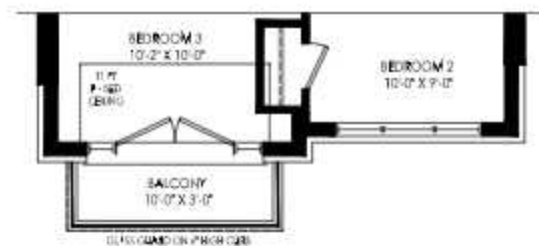
THIRD LEVEL ELEV B



GROUND LEVEL ELEV C



SECOND LEVEL ELEV C



THIRD LEVEL ELEV C

KYLEMORE
LIVE. WELLNESS.

All dimensions, materials, specifications and drawings are approximate. Plans & Elevations may be mirror image. Window sizes may vary. Actual usable floor space may vary from the stated floor area square footage includes open to above area. Exterior elevations are an artist concept, not to scale and may vary from finished community. Furniture placement is intended as a guide and not included as part of the purchase. Figures, materials and terms subject to change at any time with the sole discretion of the Vendor. E. & O. E. May 2023.

ANGUS GLEN™

SOUTH VILLAGE

ASANA (3103 WITH ELEVATOR)

3100 SINGLES



ELEV. A
3,100 SQ. FT. – 4 BEDROOMS / 2 BATHS, 2 POWDERS

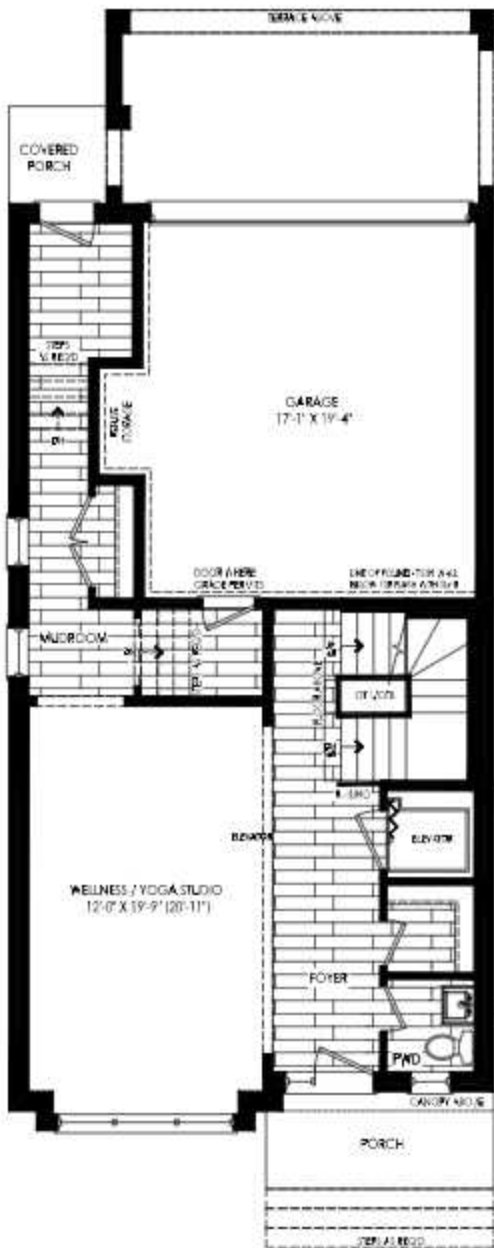


ELEV. B
3,090 SQ. FT. –
4 BEDROOMS / 2 BATHS, 2 POWDERS

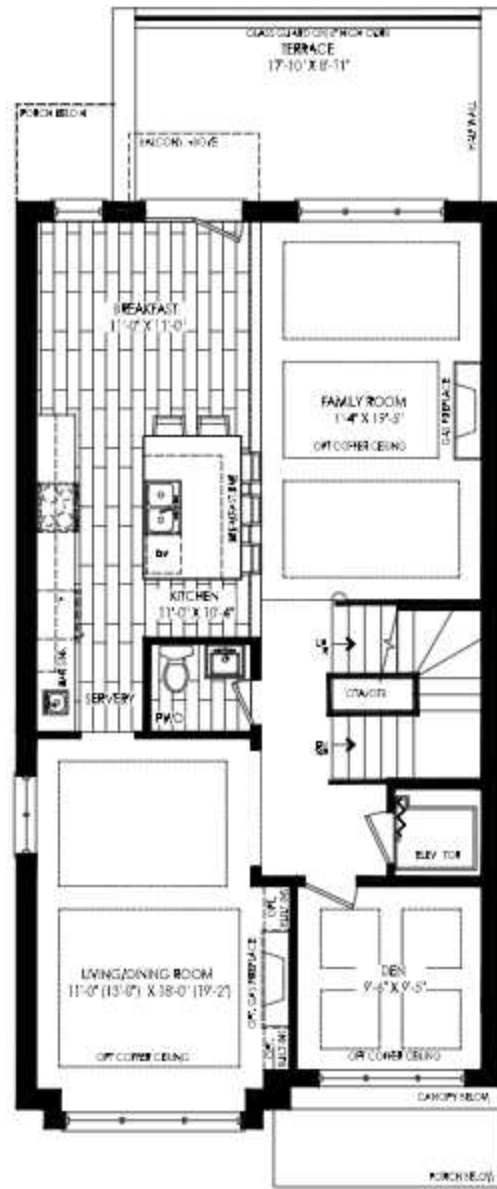


ELEV. C
3,095 SQ. FT. –
4 BEDROOMS / 2 BATHS, 2 POWDERS

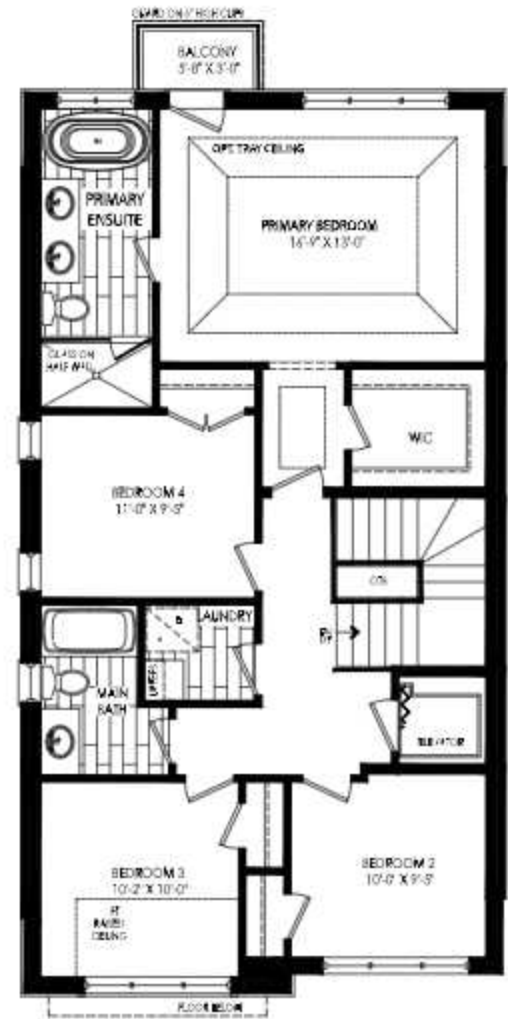
ASANA (3103 WITH ELEVATOR)



GROUND LEVEL



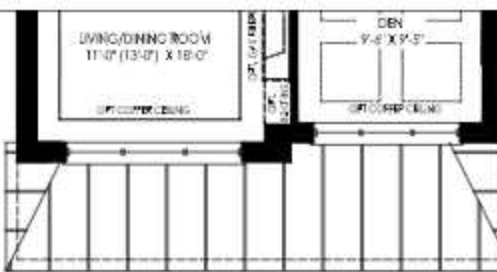
SECOND LEVEL



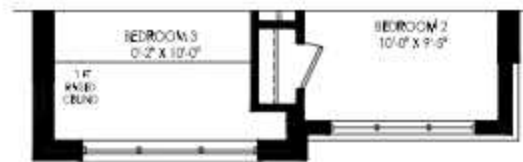
THIRD LEVEL LEVEL



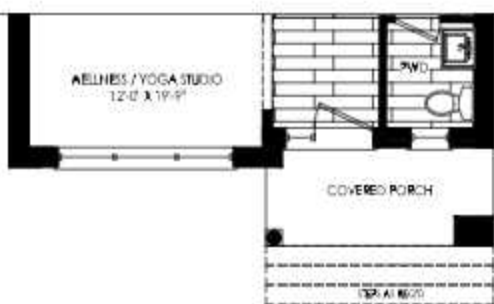
GROUND LEVEL ELEV B



SECOND LEVEL ELEV B



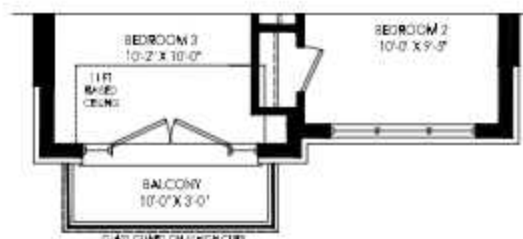
THIRD LEVEL ELEV B



GROUND LEVEL ELEV C



SECOND LEVEL ELEV C



THIRD LEVEL ELEV C

KYLEMORE
LIVE. WELLNESS.

All dimensions, materials, specifications and drawings are approximate. Plans & Elevations may be mirror image. Window sizes may vary. Actual usable floor space may vary from the stated floor area square footage includes open to above area. Exterior elevations are an artist concept, not to scale and may vary from finished community. Furniture placement is intended as a guide and not included as part of the purchase. Figures, materials and terms subject to change at any time with the sole discretion of the Vendor. E. & O. E. May 2023.

ANGUS GLEN™

SOUTH VILLAGE

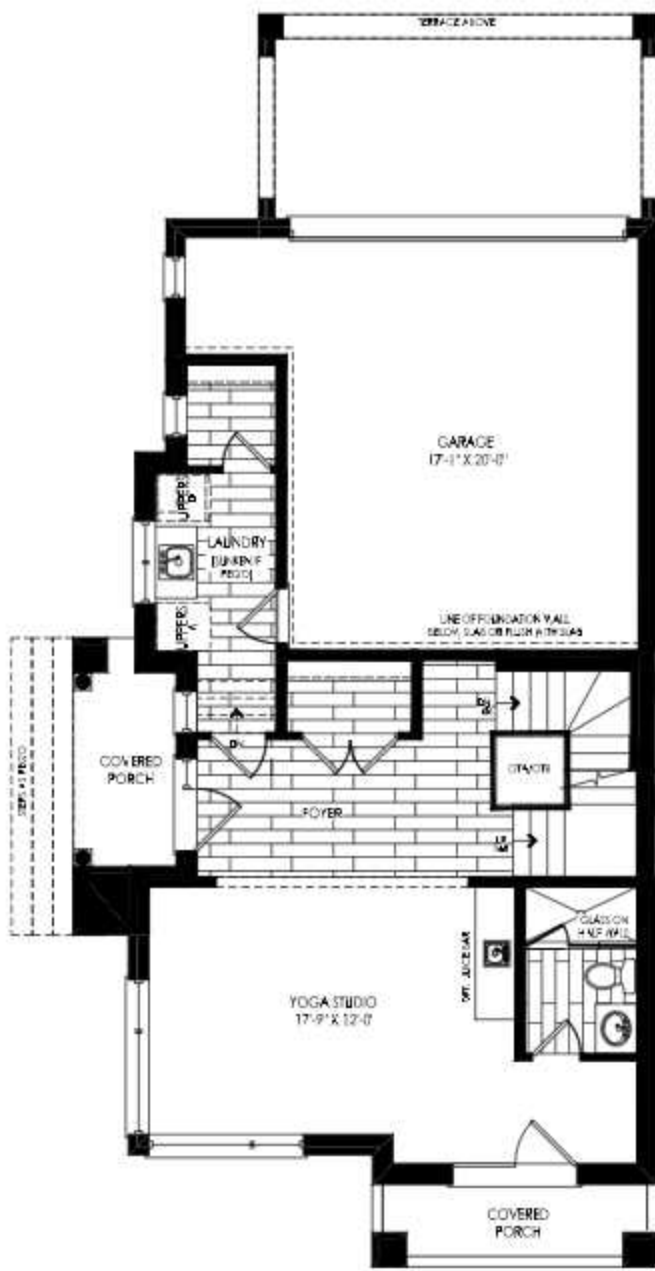
HOLISTIC (3105)

3100 SINGLES

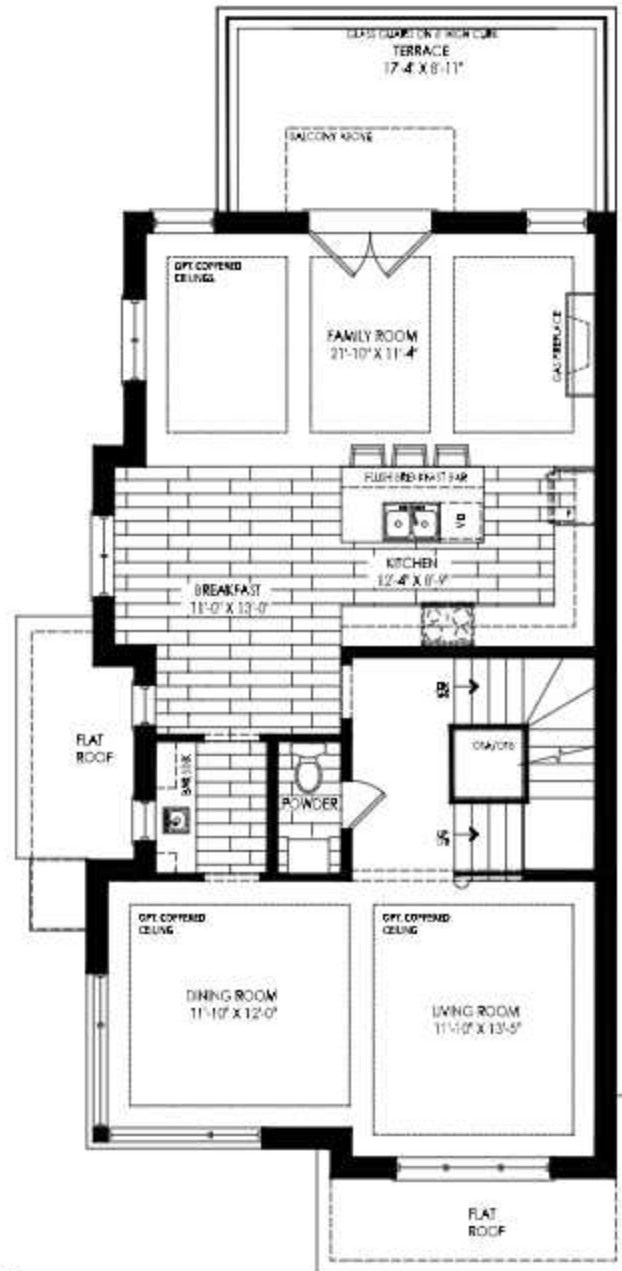


ELEV. B
3,025 SQ. FT. – 4 BEDROOMS / 3 BATHS, 1 POWDER

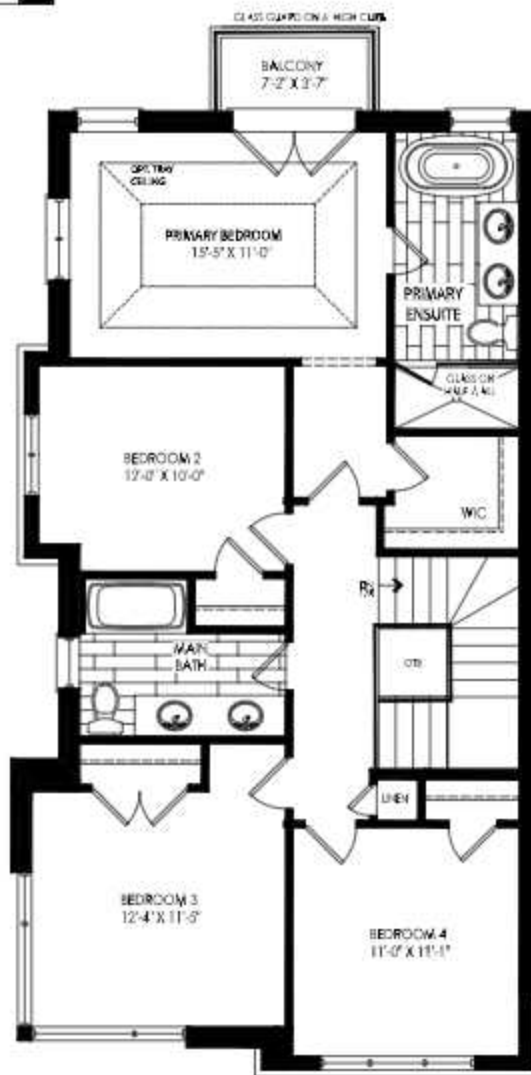
HOLISTIC (3105)



GROUND LEVEL



SECOND LEVEL



THIRD LEVEL

KYLEMORE
LIVE. WELLNESS.

All dimensions, materials, specifications and drawings are approximate. Plans & Elevations may be mirror image. Window sizes may vary. Actual usable floor space may vary from the stated floor area square footage includes open to above area. Exterior elevations are an artist concept, not to scale and may vary from finished community. Furniture placement is intended as a guide and not included as part of the purchase. Figures, materials and terms subject to change at any time with the sole discretion of the Vendor. E. & O. E. May 2023.

ANGUS GLEN™

SOUTH VILLAGE

HOLISTIC (3105)

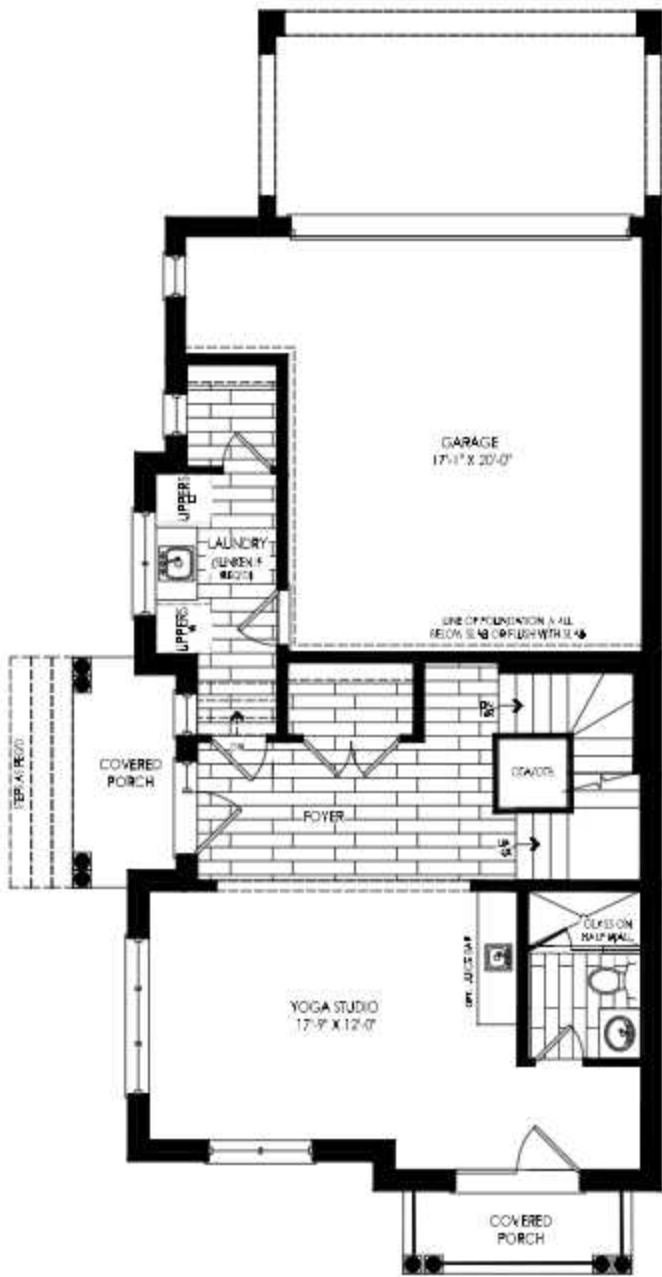
3100 SINGLES



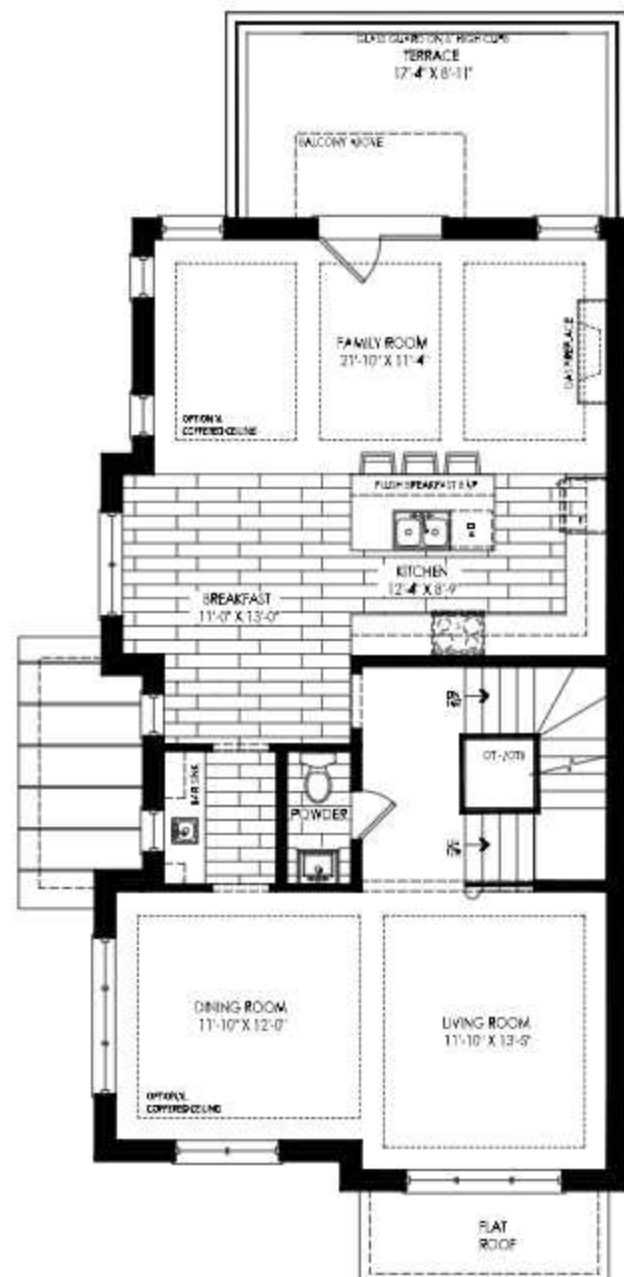
ELEV. C

3,030 SQ. FT. – 4 BEDROOMS / 3 BATHS, 1 POWDER

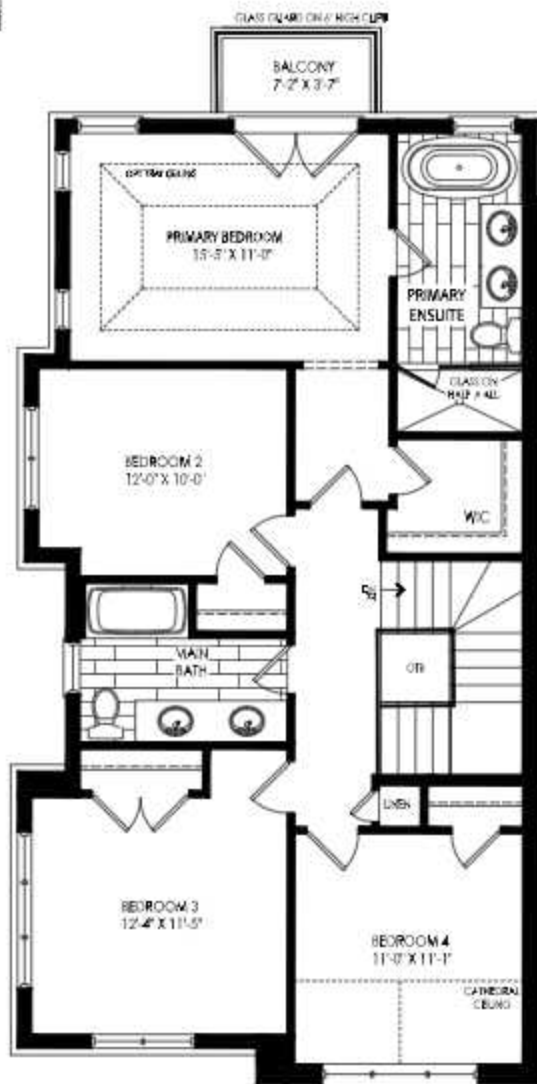
HOLISTIC (3105)



GROUND LEVEL



SECOND LEVEL



THIRD LEVEL

KYLEMORE
LIVE. WELLNESS.

All dimensions, materials, specifications and drawings are approximate. Plans & Elevations may be mirror image. Window sizes may vary. Actual usable floor space may vary from the stated floor area square footage includes open to above area. Exterior elevations are an artist concept, not to scale and may vary from finished community. Furniture placement is intended as a guide and not included as part of the purchase. Figures, materials and terms subject to change at any time with the sole discretion of the Vendor. E. & O. E. May 2023.

ANGUS GLEN™

SOUTH VILLAGE

CHI (3503)

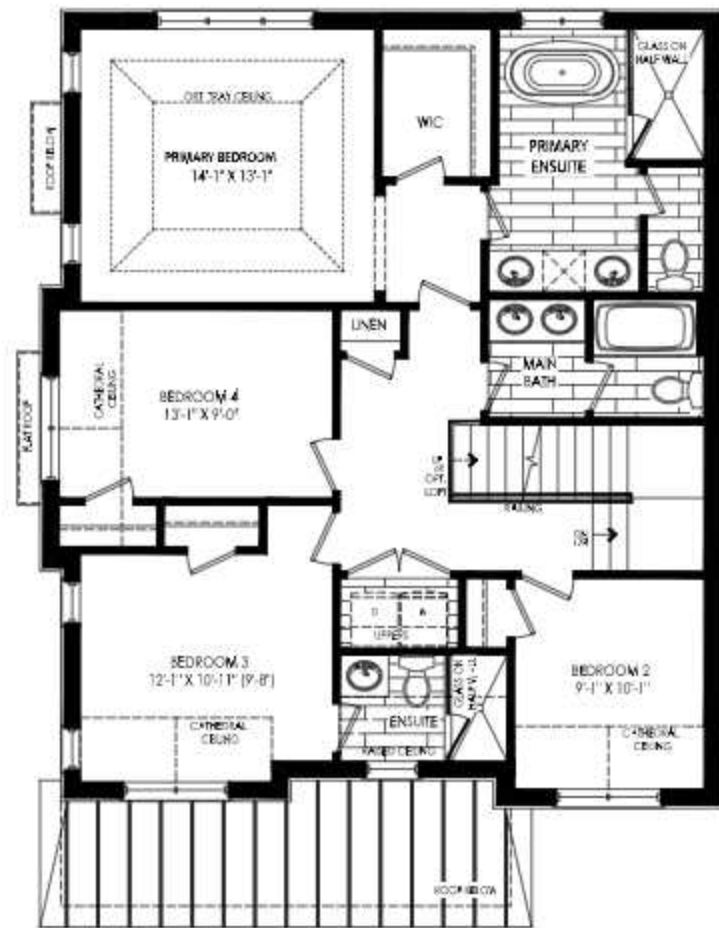
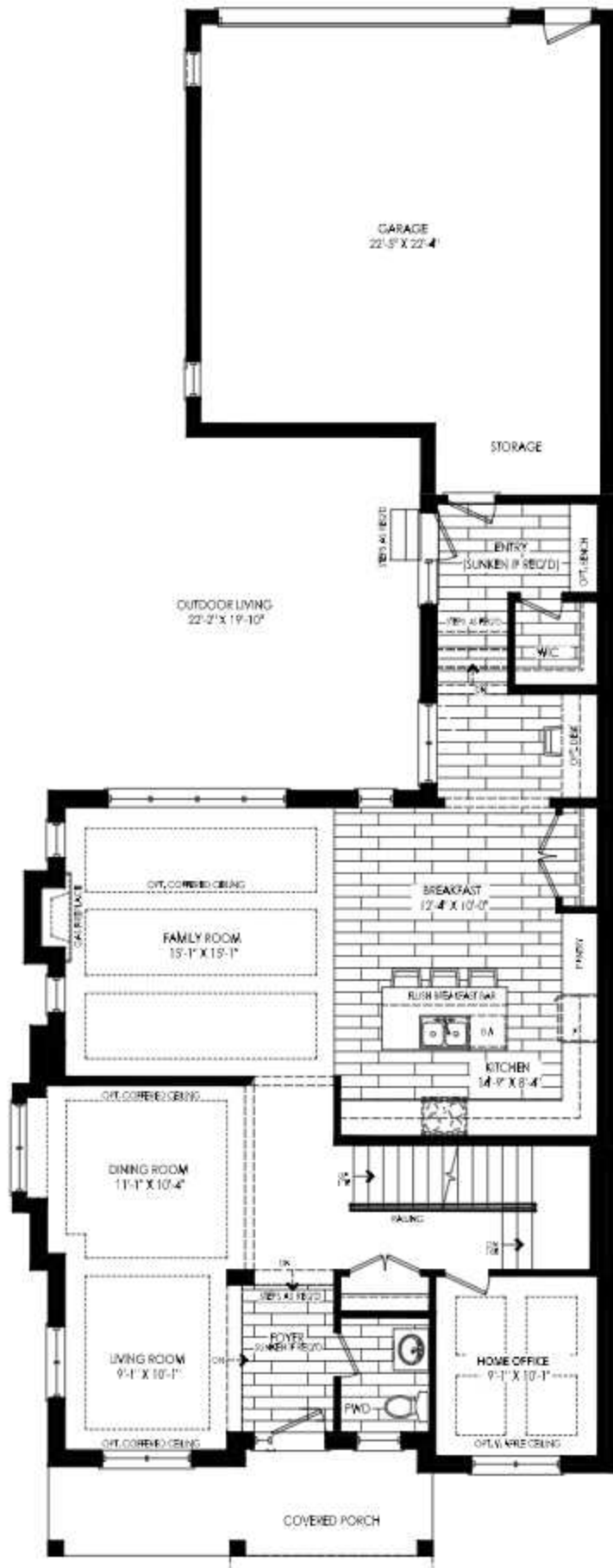
3500 SINGLES



ELEV. A

2,640 SQ. FT. – 4 BEDROOMS / 3 BATHS, 1 POWDER

CHI (3503)



KYLEMORE
LIVE. WELLNESS.

All dimensions, materials, specifications and drawings are approximate. Plans & Elevations may be mirror image. Window sizes may vary. Actual usable floor space may vary from the stated floor area square footage includes open to above area. Exterior elevations are an artist concept, not to scale and may vary from finished community. Furniture placement is intended as a guide and not included as part of the purchase. Figures, materials and terms subject to change at any time with the sole discretion of the Vendor. E. & O. E. May 2023.

ANGUS GLEN™

SOUTH VILLAGE

CHI (3503 WITH LOFT)

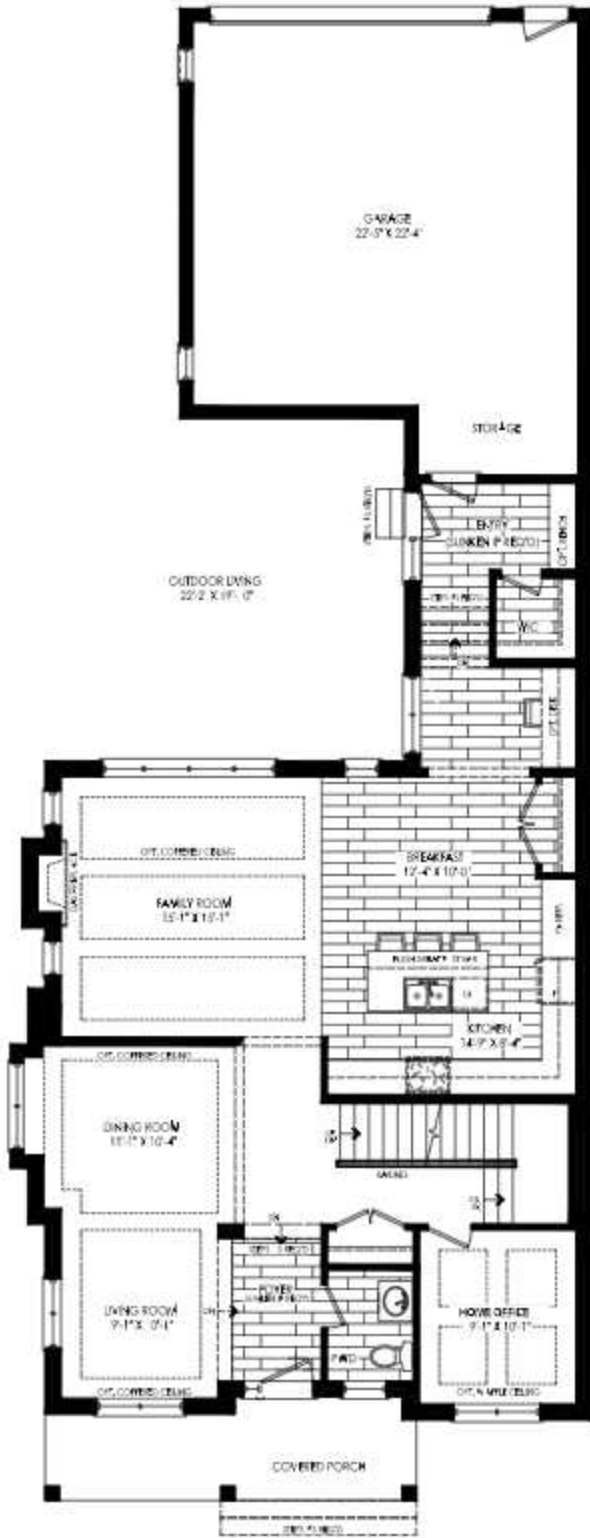
3500 SINGLES



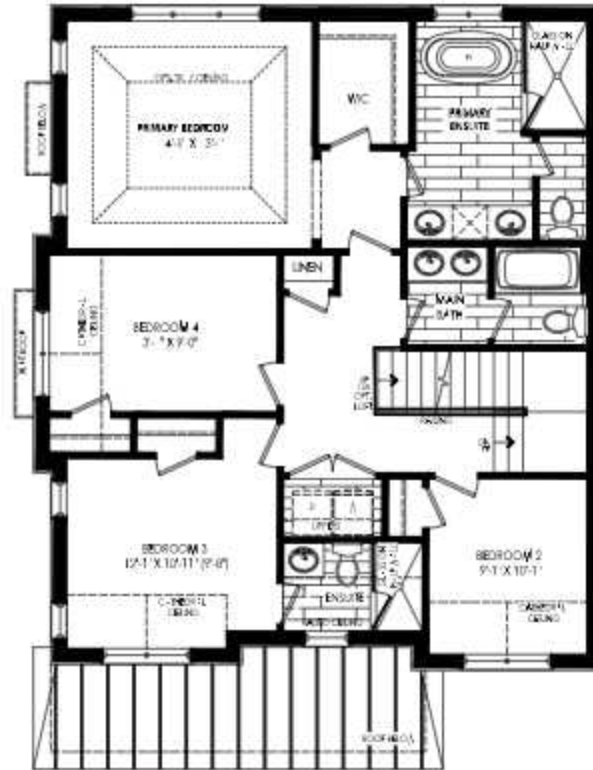
ELEV. A

3,220 SQ. FT. – 5 BEDROOMS / 4 BATHS, 1 POWDER

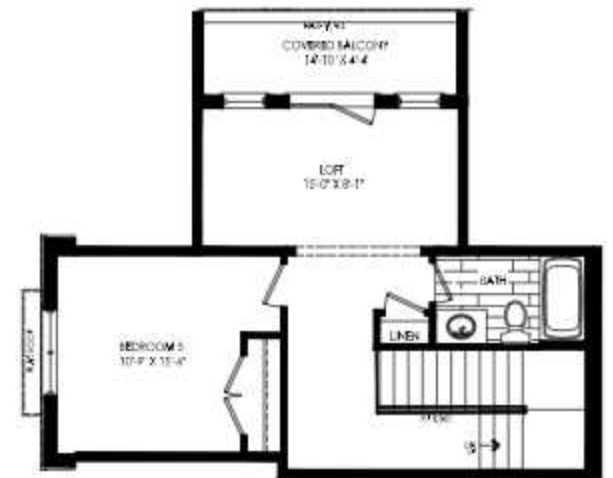
CHI (3503 WITH LOFT)



GROUND LEVEL



SECOND LEVEL



LOFT LEVEL

KYLEMORE
LIVE. WELLNESS.

All dimensions, materials, specifications and drawings are approximate. Plans & Elevations may be mirror image. Window sizes may vary. Actual usable floor space may vary from the stated floor area square footage includes open to above area. Exterior elevations are an artist concept, not to scale and may vary from finished community. Furniture placement is intended as a guide and not included as part of the purchase. Figures, materials and terms subject to change at any time with the sole discretion of the Vendor. E. & O. E. May 2023.

ANGUS GLEN™

SOUTH VILLAGE

CHI

(3503 WITH COACH HOUSE & LOFT)

3500 SINGLES

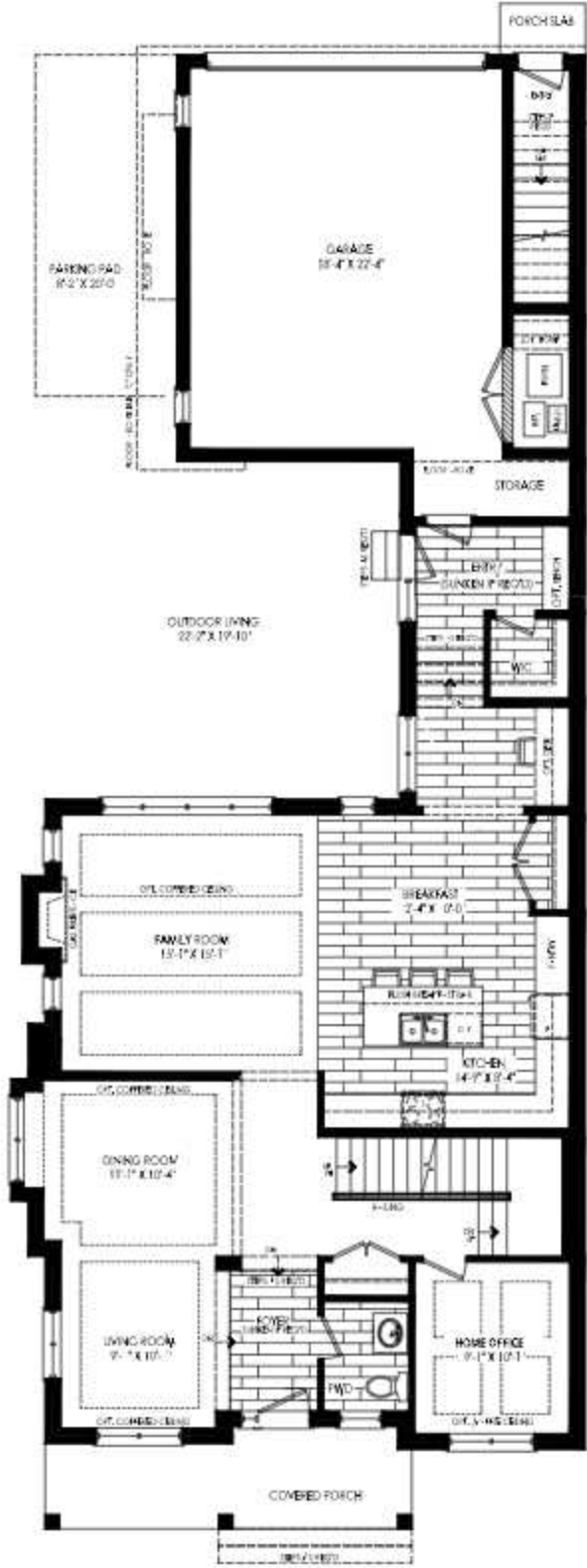


ELEV. A

3,810 SQ. FT. – 6 BEDROOMS / 5 BATHS, 1 POWDER
INCLUDES 600 SQ.FT. COACH HOUSE

CHI

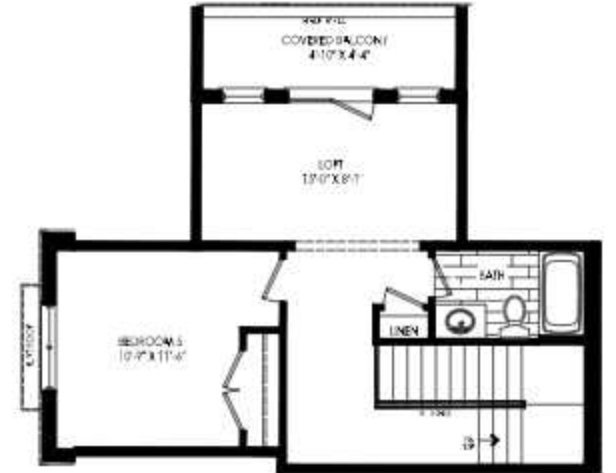
(3503 WITH COACH HOUSE & LOFT)



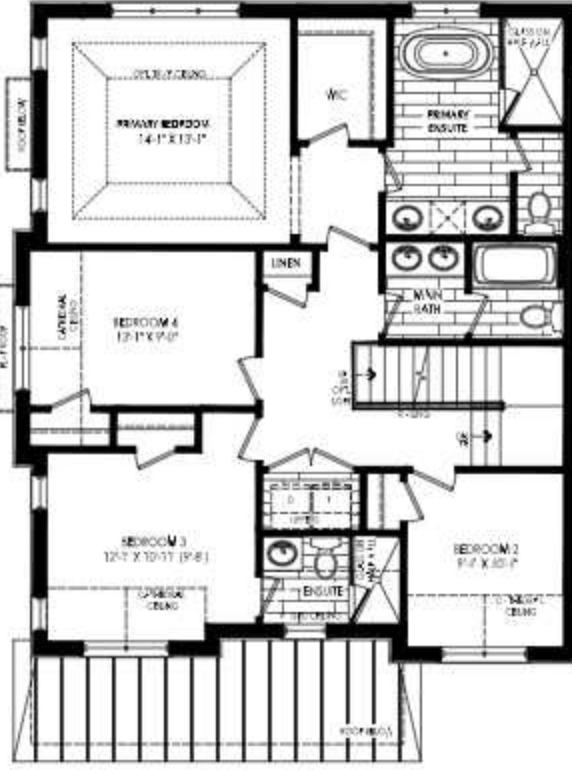
GROUND LEVEL



SECOND LEVEL



LOFT LEVEL



KYLEMORE
LIVE. WELLNESS.

All dimensions, materials, specifications and drawings are approximate. Plans & Elevations may be mirror image. Window sizes may vary. Actual usable floor space may vary from the stated floor area square footage includes open to above area. Exterior elevations are an artist concept, not to scale and may vary from finished community. Furniture placement is intended as a guide and not included as part of the purchase. Figures, materials and terms subject to change at any time with the sole discretion of the Vendor. E. & O. E. May 2023.

ANGUS GLEN™

SOUTH VILLAGE

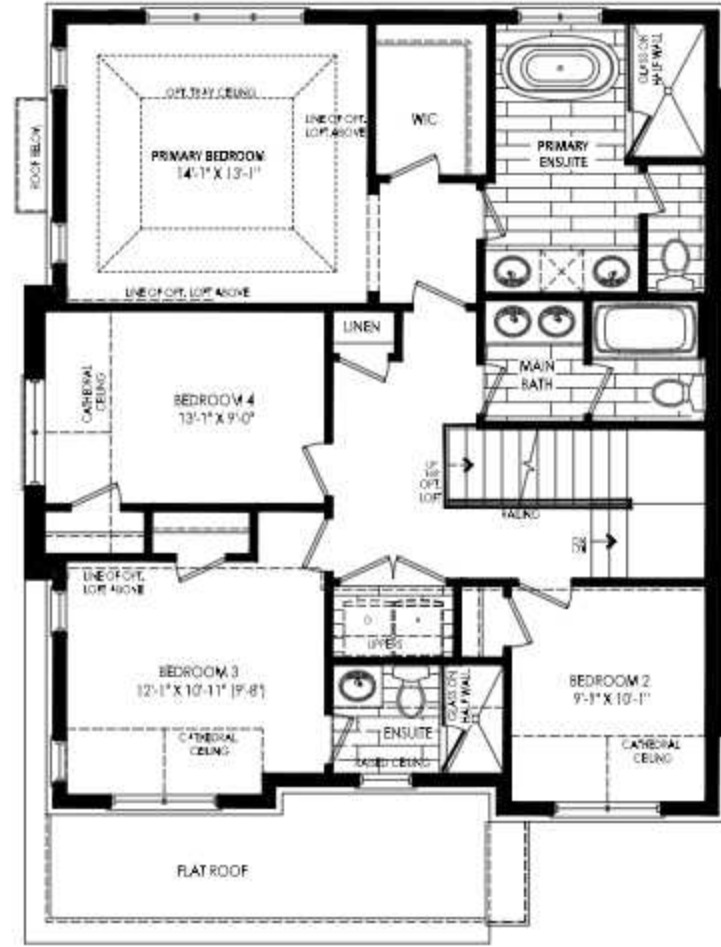
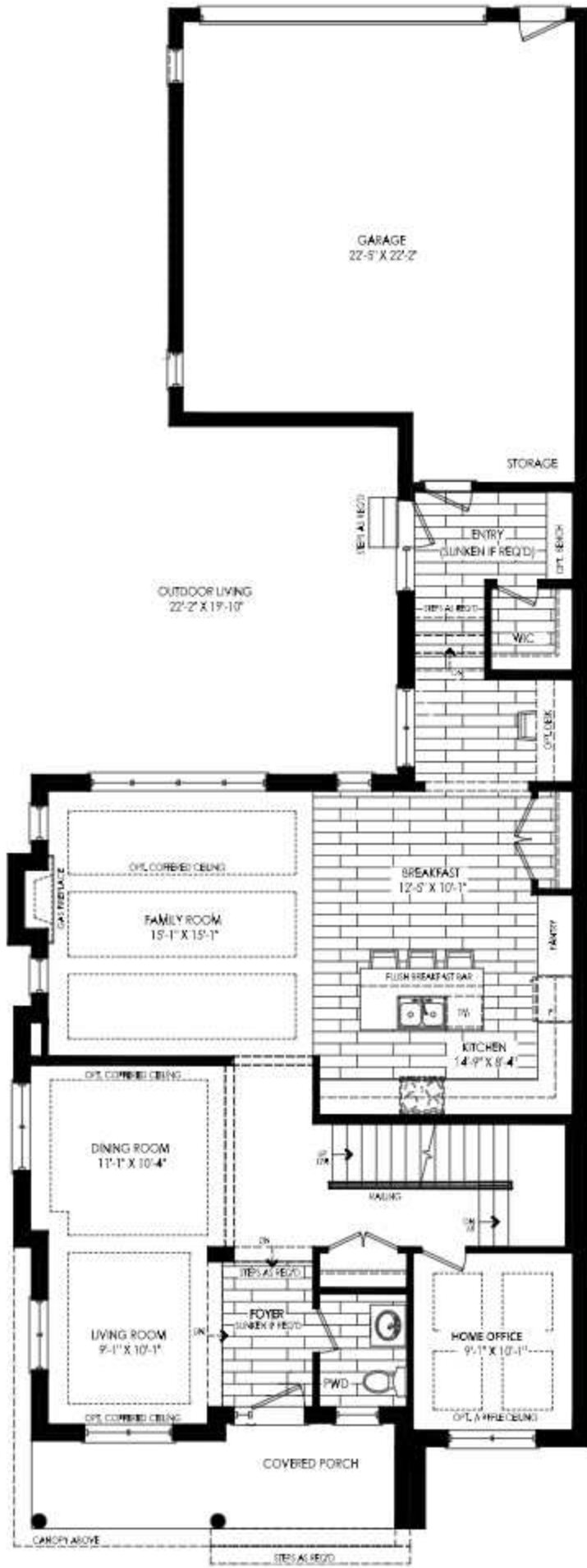
CHI (3503)

3500 SINGLES



ELEV. C
2,635 SQ. FT. – 4 BEDROOMS / 3 BATHS, 1 POWDER

CHI (3503)



KYLEMORE
LIVE. WELLNESS.

All dimensions, materials, specifications and drawings are approximate. Plans & Elevations may be mirror image. Window sizes may vary. Actual usable floor space may vary from the stated floor area square footage includes open to above area. Exterior elevations are an artist concept, not to scale and may vary from finished community. Furniture placement is intended as a guide and not included as part of the purchase. Figures, materials and terms subject to change at any time with the sole discretion of the Vendor. E. & O. E. May 2023.

ANGUS GLEN™

SOUTH VILLAGE

CHI (3503 WITH LOFT)

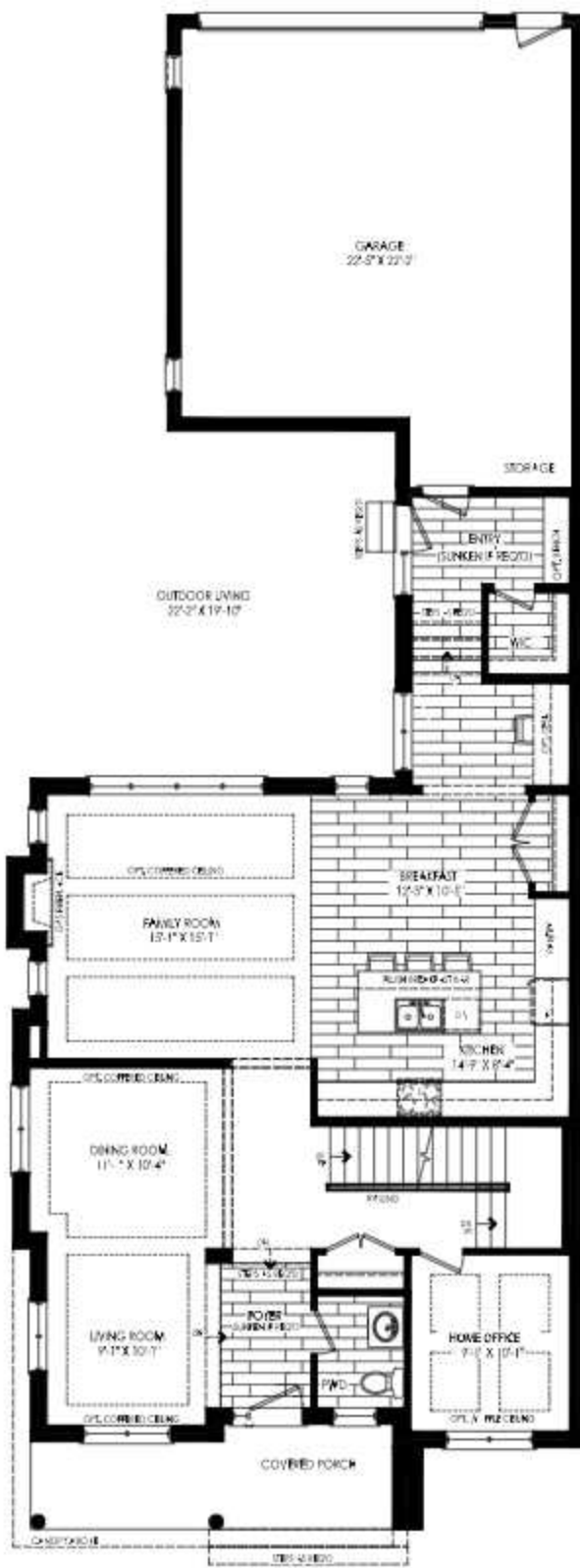
3500 SINGLES



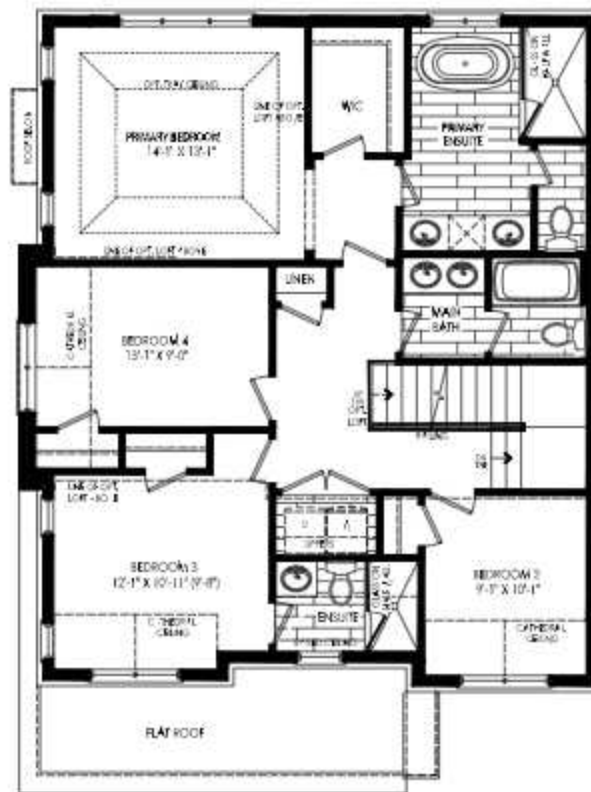
ELEV. C

3,220 SQ. FT. – 5 BEDROOMS / 4 BATHS, 1 POWDER

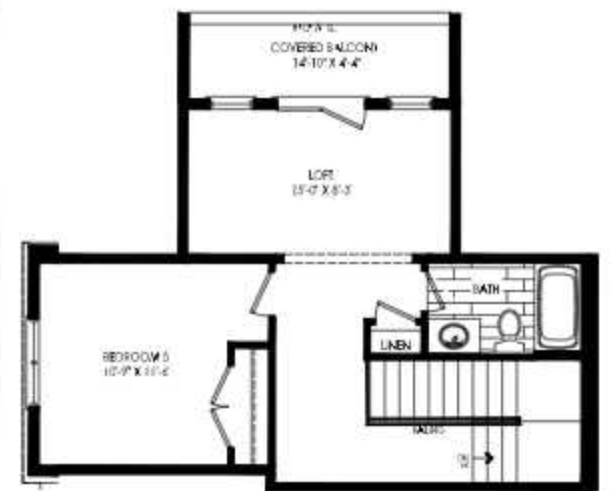
CHI (3503 WITH LOFT)



GROUND LEVEL



SECOND LEVEL



LOFT LEVEL

KYLEMORE
LIVE. WELLNESS.

All dimensions, materials, specifications and drawings are approximate. Plans & Elevations may be mirror image. Window sizes may vary. Actual usable floor space may vary from the stated floor area square footage includes open to above area. Exterior elevations are an artist concept, not to scale and may vary from finished community. Furniture placement is intended as a guide and not included as part of the purchase. Figures, materials and terms subject to change at any time with the sole discretion of the Vendor. E. & O. E. May 2023.

ANGUS GLEN™

SOUTH VILLAGE

CHI

(3503 WITH COACH HOUSE & LOFT)

3500 SINGLES

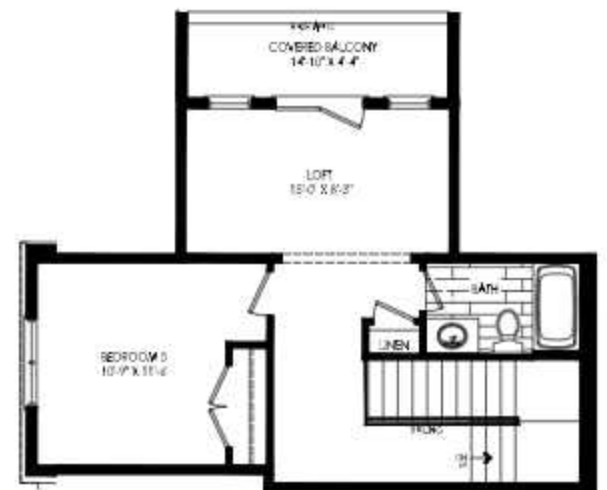
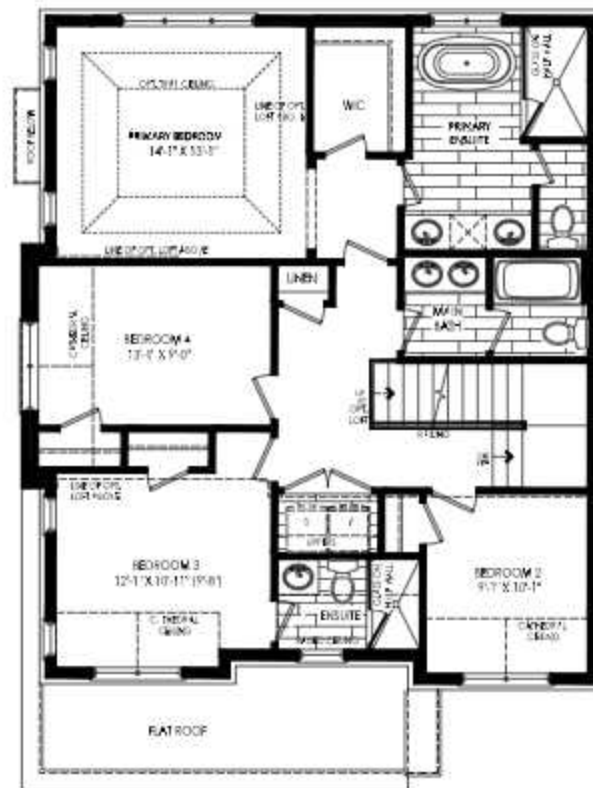
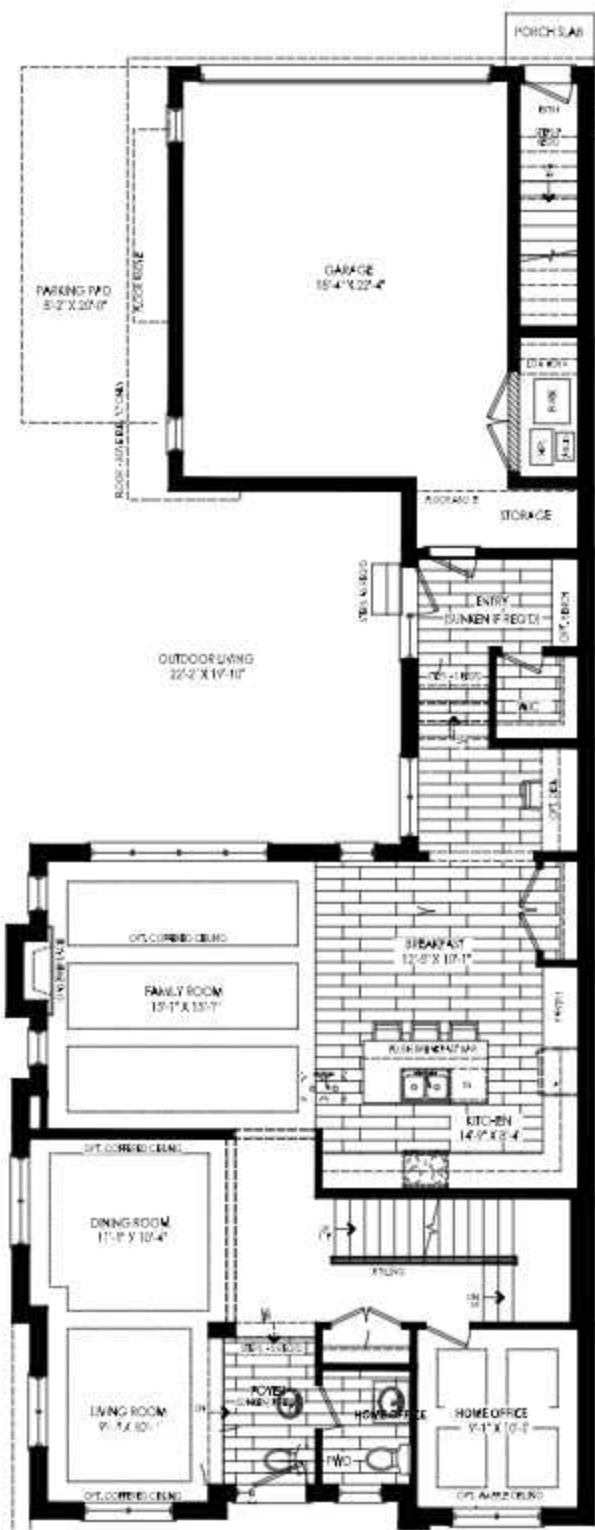


ELEV. C

3,800 SQ. FT. – 6 BEDROOMS / 5 BATHS, 1 POWDER
INCLUDES 600 SQ.FT. COACH HOUSE

CHI

(3503 WITH COACH HOUSE & LOFT)



KYLEMORE
LIVE. WELLNESS.

All dimensions, materials, specifications and drawings are approximate. Plans & Elevations may be mirror image. Window sizes may vary. Actual usable floor space may vary from the stated floor area square footage includes open to above area. Exterior elevations are an artist concept, not to scale and may vary from finished community. Furniture placement is intended as a guide and not included as part of the purchase. Figures, materials and terms subject to change at any time with the sole discretion of the Vendor. E. & O. E. May 2023.

ANGUS GLEN™

SOUTH VILLAGE

OASIS (4001)

4000 SINGLES

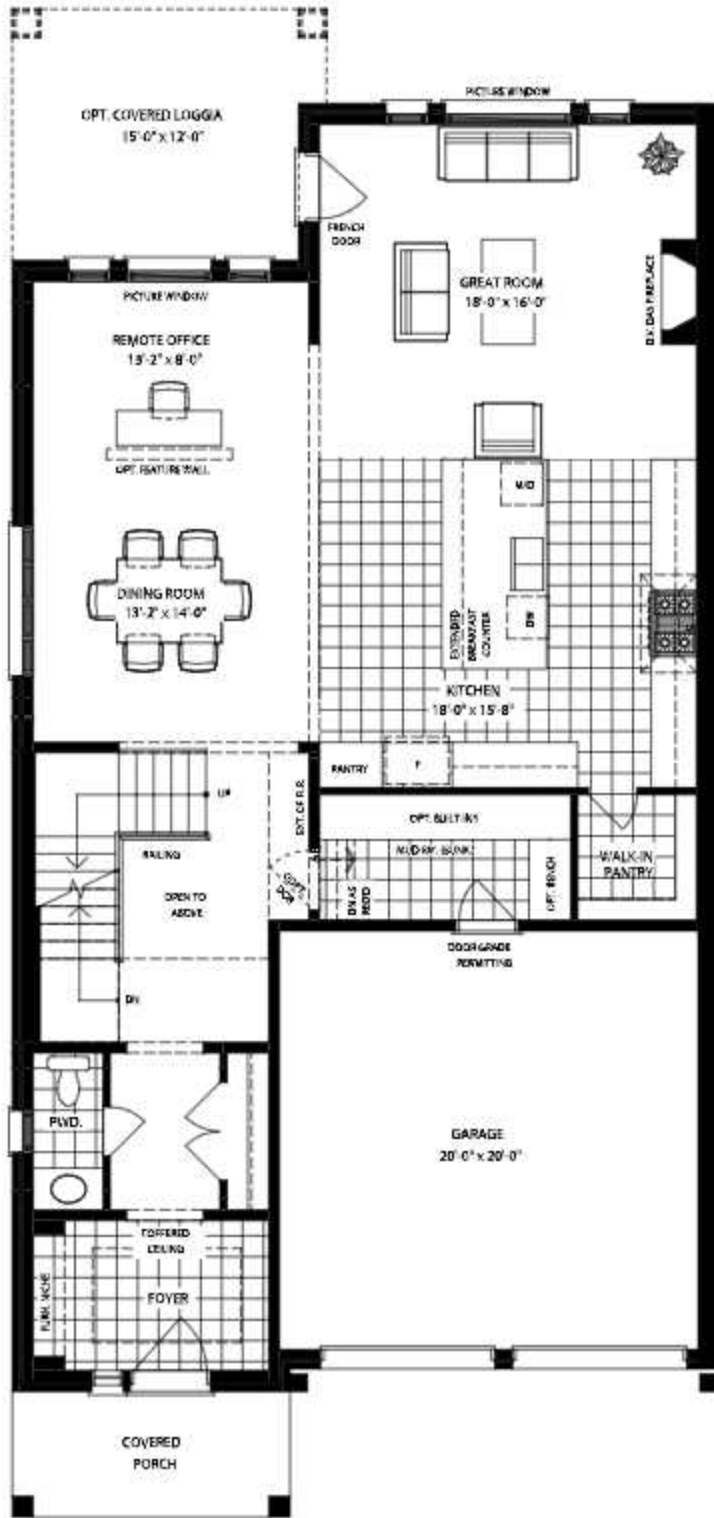


ELEV. A
3,390 SQ. FT. – 4 BEDROOMS / 3 BATHS, 1 POWDER

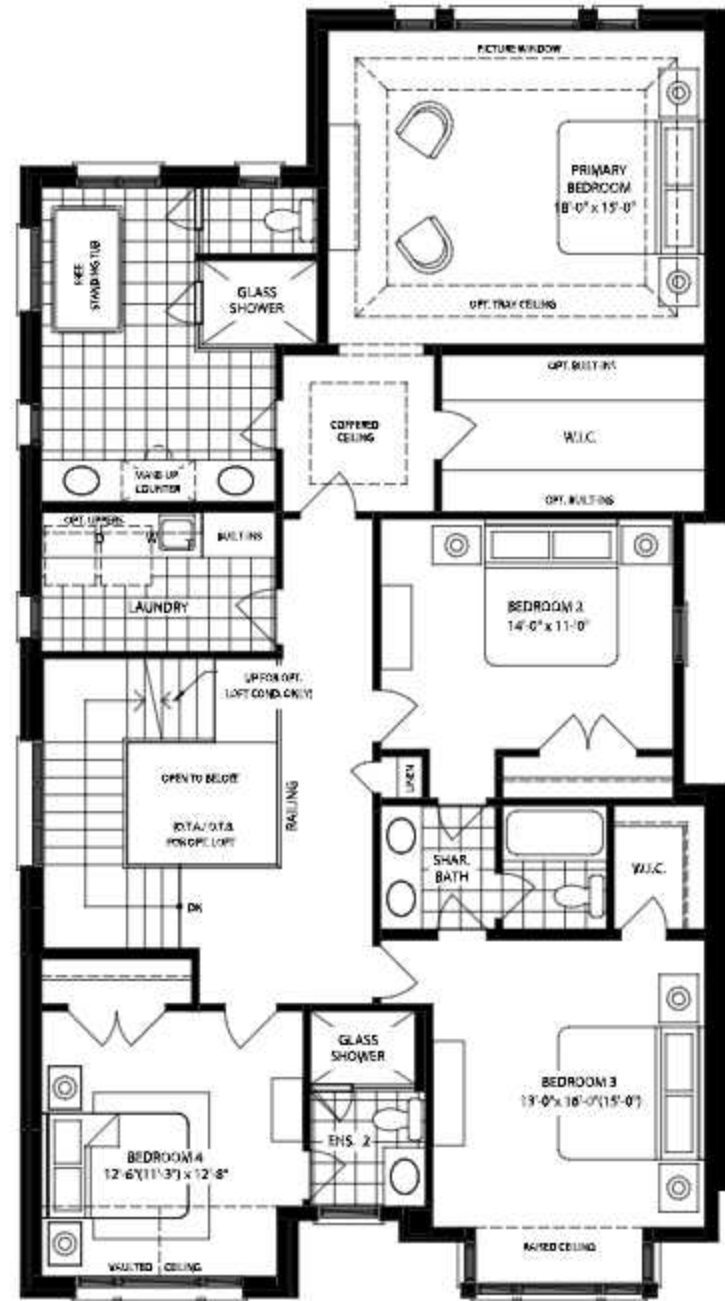


ELEV. B
3,385 SQ. FT. – 4 BEDROOMS / 3 BATHS, 1 POWDER

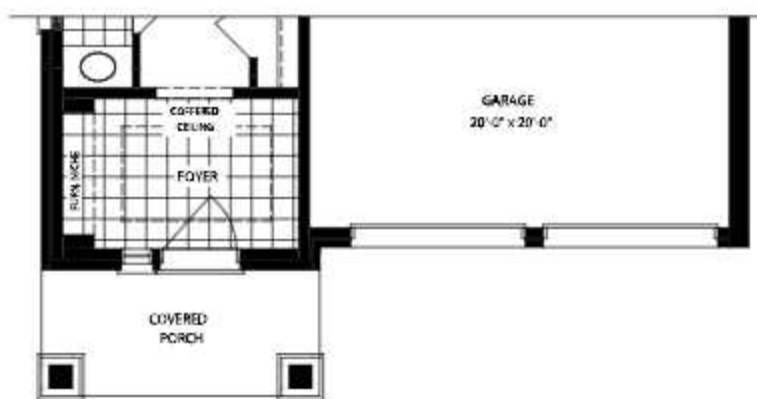
OASIS (4001)



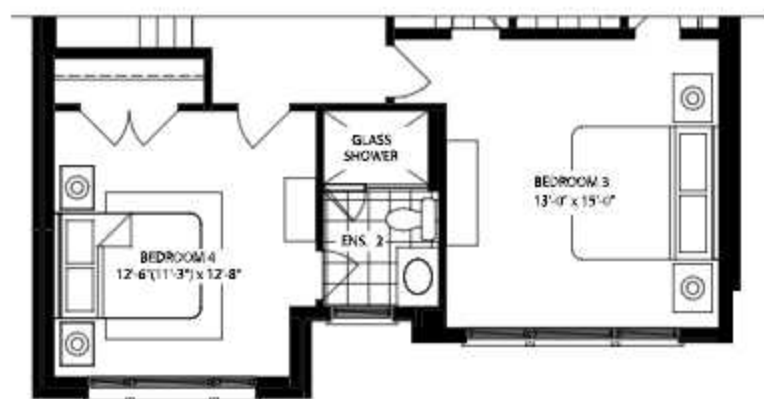
GROUND LEVEL



SECOND LEVEL



GROUND LEVEL ELEV B



SECOND LEVEL ELEV B

KYLEMORE
LIVE. WELLNESS.

All dimensions, materials, specifications and drawings are approximate. Plans & Elevations may be mirror image. Window sizes may vary. Actual usable floor space may vary from the stated floor area square footage includes open to above area. Exterior elevations are an artist concept, not to scale and may vary from finished community. Furniture placement is intended as a guide and not included as part of the purchase. Figures, materials and terms subject to change at any time with the sole discretion of the Vendor. E. & O. E. May 2023.

ANGUS GLEN™

SOUTH VILLAGE

OASIS (4001 WITH LOFT)

4000 SINGLES



ELEV. A
4,350 SQ. FT. – 5 BEDROOMS / 4 BATHS, 1 POWDER



ELEV. B
4,410 SQ. FT. – 4 BEDROOMS / 3 BATHS, 1 POWDER

ANGUS GLEN™

SOUTH VILLAGE

SANCTUARY (4002)

4000 SINGLES




ELEV. A
3,590 SQ. FT. – 4 BEDROOMS / 3 BATHS, 1 POWDER

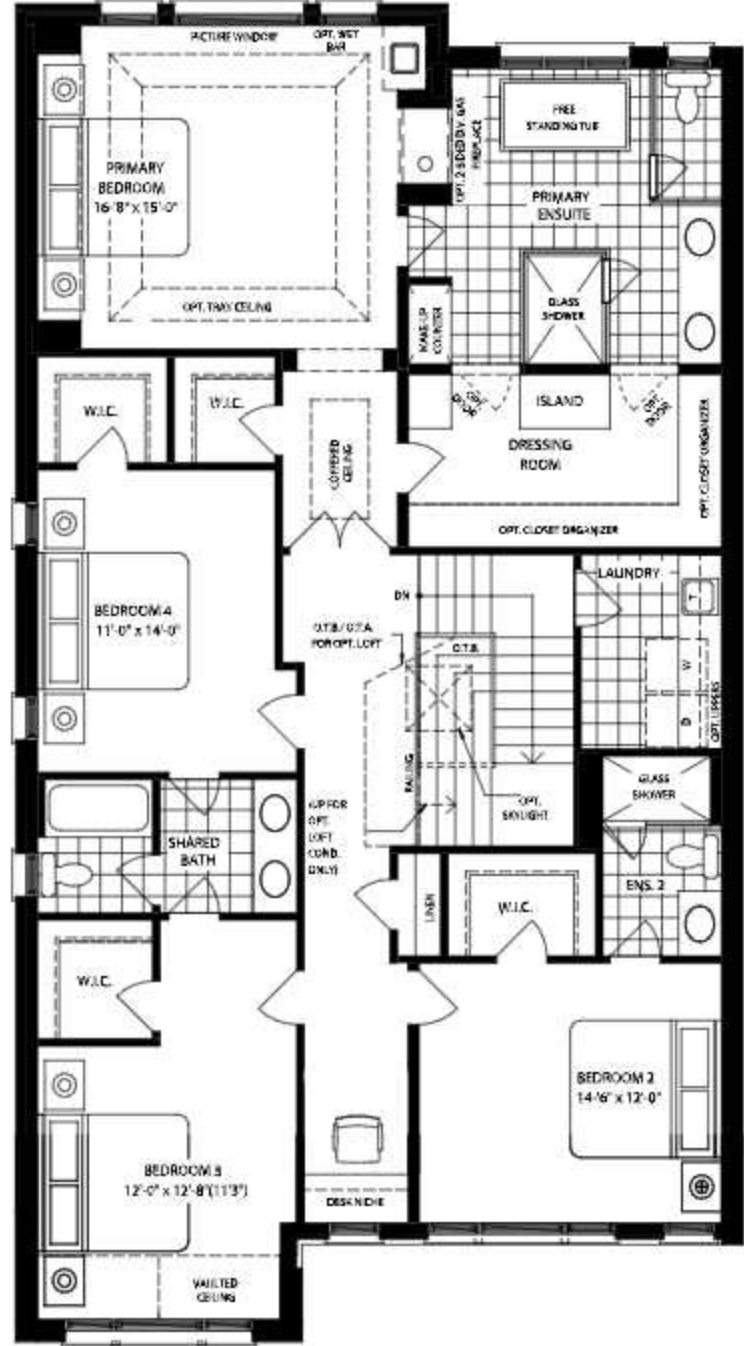


ELEV. B
3,600 SQ. FT. – 4 BEDROOMS / 3 BATHS, 1 POWDER

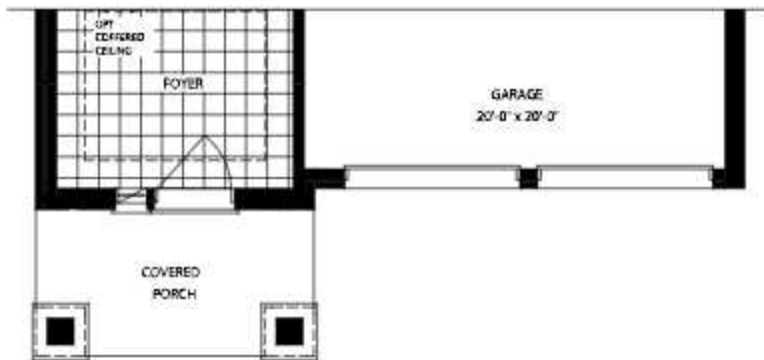
SANCTUARY (4002)



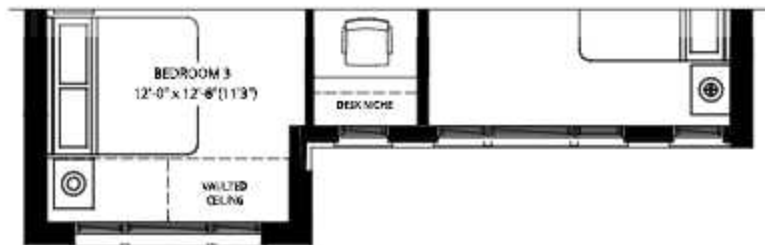
GROUND LEVEL



SECOND LEVEL



GROUND LEVEL ELEV B



SECOND LEVEL ELEV B

KYLEMORE
LIVE. WELLNESS.

All dimensions, materials, specifications and drawings are approximate. Plans & Elevations may be mirror image. Window sizes may vary. Actual usable floor space may vary from the stated floor area square footage includes open to above area. Exterior elevations are an artist concept, not to scale and may vary from finished community. Furniture placement is intended as a guide and not included as part of the purchase. Figures, materials and terms subject to change at any time with the sole discretion of the Vendor. E. & O. E. May 2023.

ANGUS GLEN™

SOUTH VILLAGE

SANCTUARY (4002 WITH LOFT)

4000 SINGLES

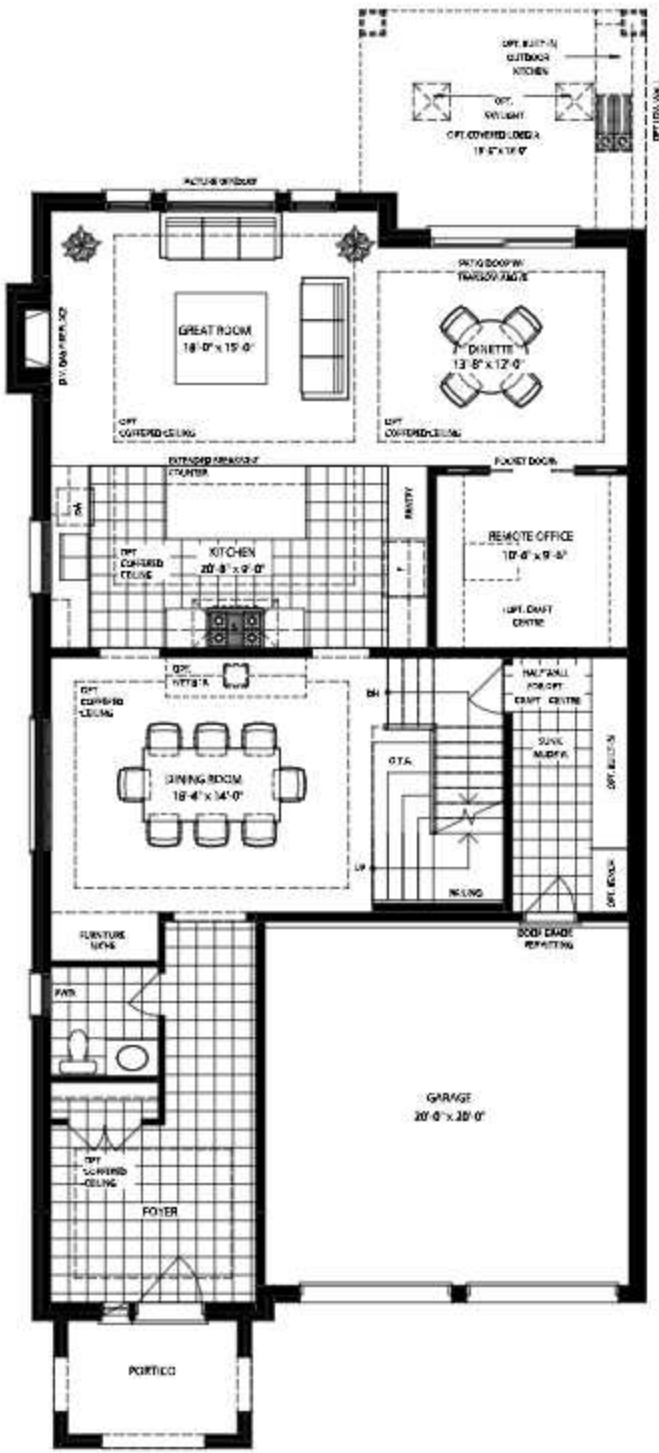


ELEV. A
4,370 SQ. FT. – 5 BEDROOMS / 4 BATHS, 1 POWDER

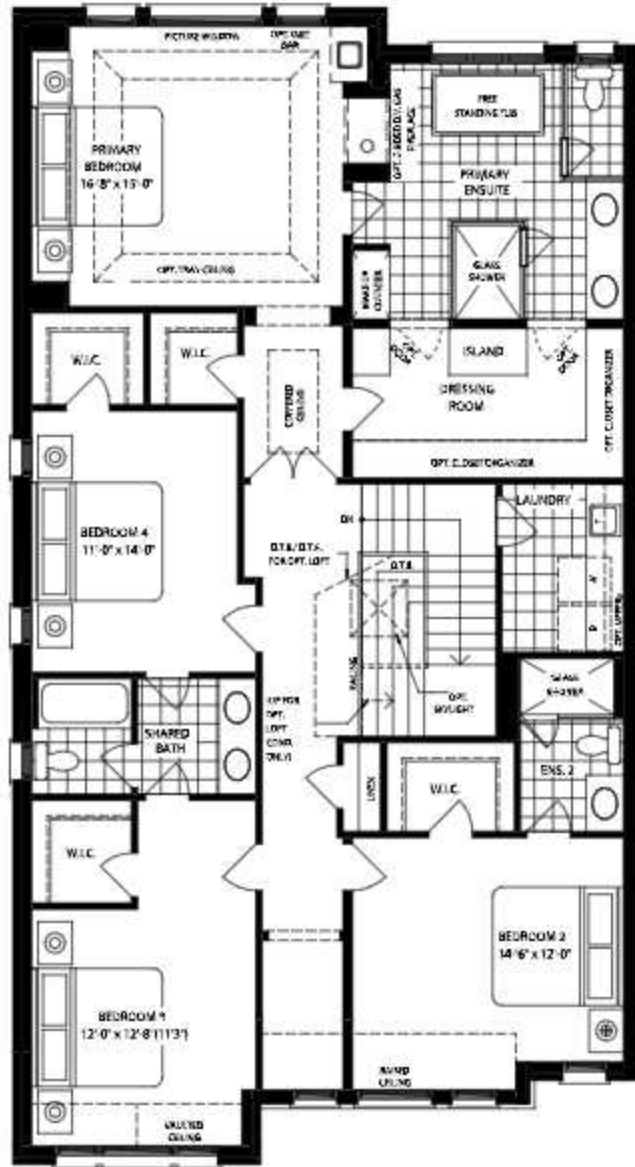


ELEV. B
4,280 SQ. FT. – 5 BEDROOMS / 4 BATHS, 1 POWDER

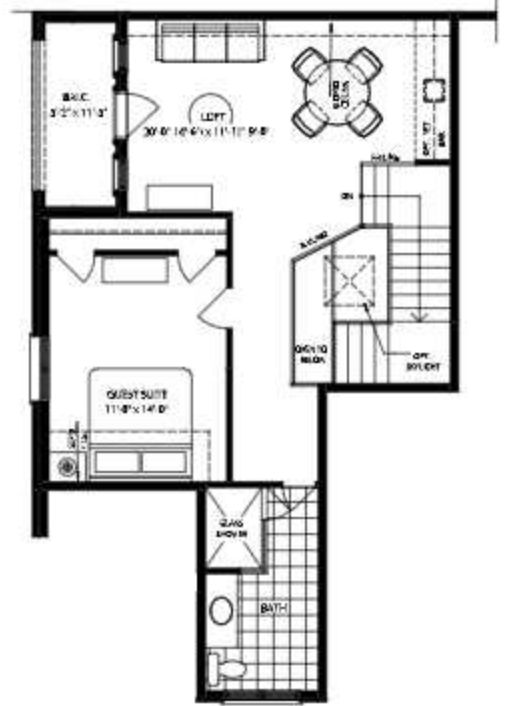
SANCTUARY (4002 WITH LOFT)



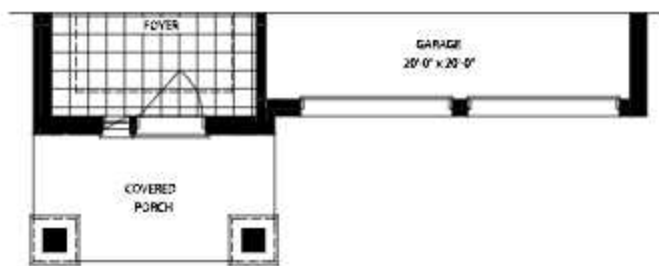
GROUND LEVEL



SECOND LEVEL



LOFT LEVEL



GROUND LEVEL ELEV B



SECOND LEVEL ELEV B



LOFT LEVEL ELEV B

KYLEMORE
LIVE. WELLNESS.

All dimensions, materials, specifications and drawings are approximate. Plans & Elevations may be mirror image. Window sizes may vary. Actual usable floor space may vary from the stated floor area square footage includes open to above area. Exterior elevations are an artist concept, not to scale and may vary from finished community. Furniture placement is intended as a guide and not included as part of the purchase. Figures, materials and terms subject to change at any time with the sole discretion of the Vendor. E. & O. E. May 2023.

ANGUS GLEN™

SOUTH VILLAGE

ORCHID (4003)

4000 SINGLES



ELEV. A
3,580 SQ. FT. – 4 BEDROOMS / 3 BATHS, 1 POWDER



ELEV. B
3,570 SQ. FT. – 4 BEDROOMS / 3 BATHS, 1 POWDER

ANGUS GLEN™

SOUTH VILLAGE

ORCHID (4003 WITH LOFT)

4000 SINGLES

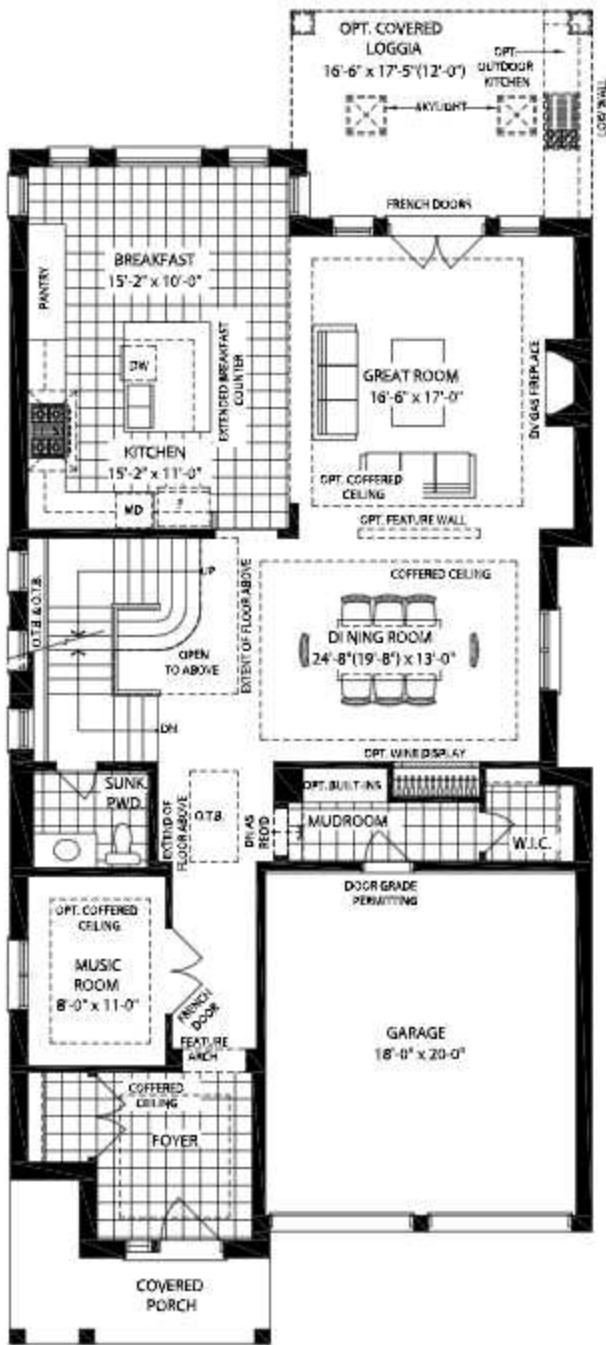


ELEV. A
4,450 SQ. FT. – 5 BEDROOMS / 4 BATHS, 1 POWDER

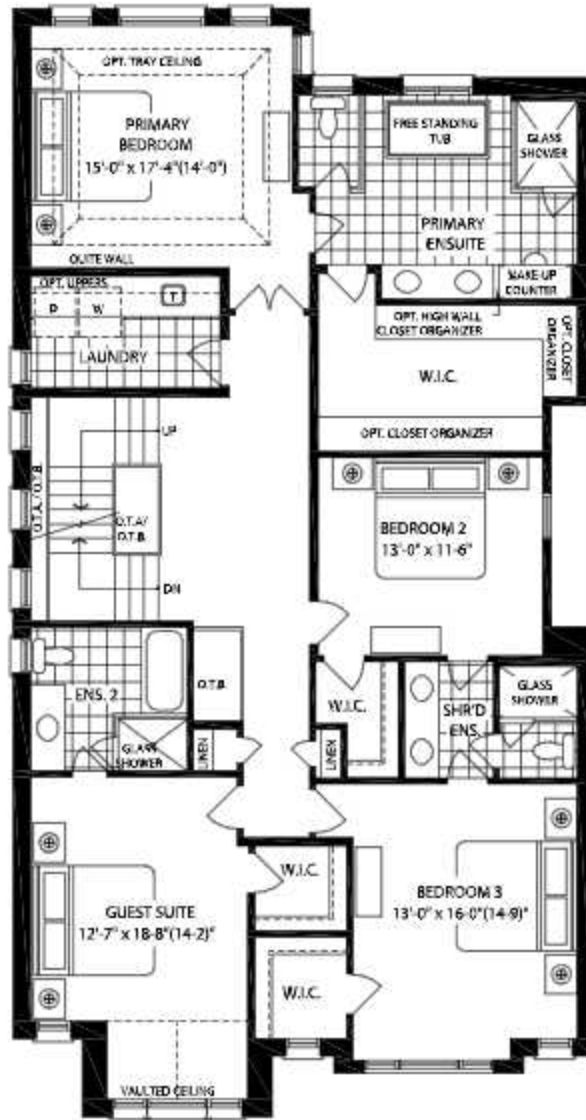


ELEV. B
4,430 SQ. FT. – 5 BEDROOMS / 4 BATHS, 1 POWDER

ORCHID (4003 WITH LOFT)



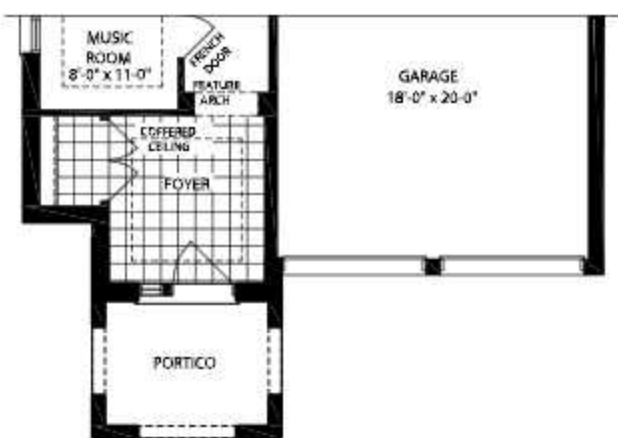
GROUND LEVEL



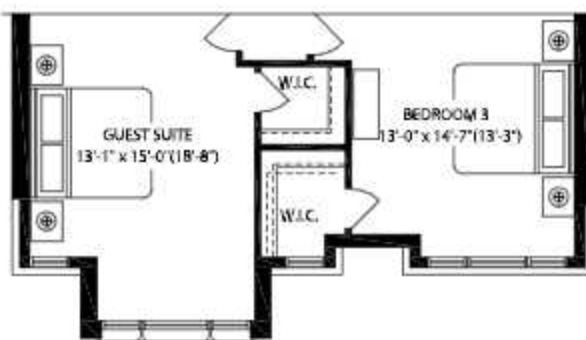
SECOND LEVEL



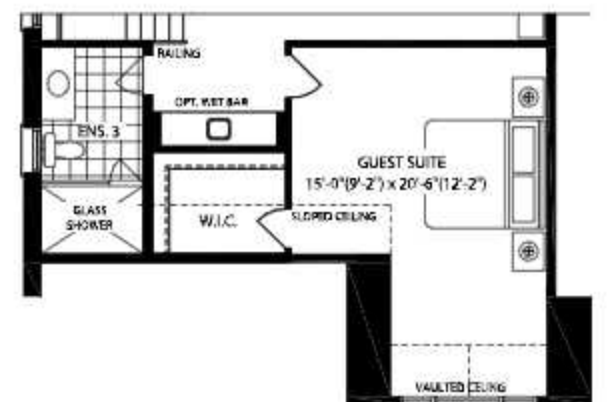
LOFT LEVEL



GROUND LEVEL ELEV B



SECOND LEVEL ELEV B



LOFT LEVEL ELEV B

KYLEMORE
 LIVE. WELLNESS.

All dimensions, materials, specifications and drawings are approximate. Plans & Elevations may be mirror image. Window sizes may vary. Actual usable floor space may vary from the stated floor area square footage includes open to above area. Exterior elevations are an artist concept, not to scale and may vary from finished community. Furniture placement is intended as a guide and not included as part of the purchase. Figures, materials and terms subject to change at any time with the sole discretion of the Vendor. E. & O. E. May 2023.

ANGUS GLEN™

SOUTH VILLAGE

SAGE (4004)

4000 SINGLES




ELEV. A
3,620 SQ. FT. – 4 BEDROOMS / 3 BATHS, 1 POWDER

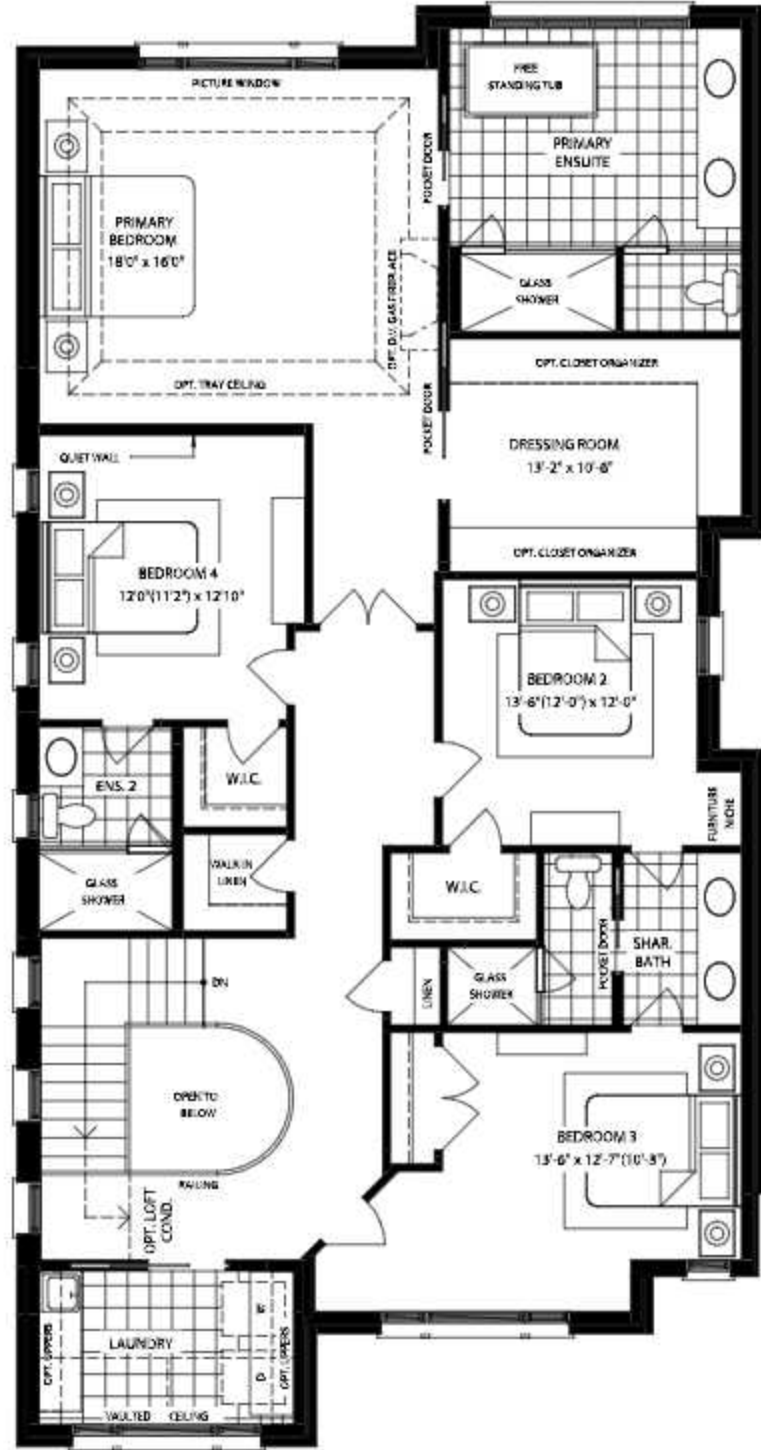


ELEV. B
3,615 SQ. FT. – 4 BEDROOMS / 3 BATHS, 1 POWDER

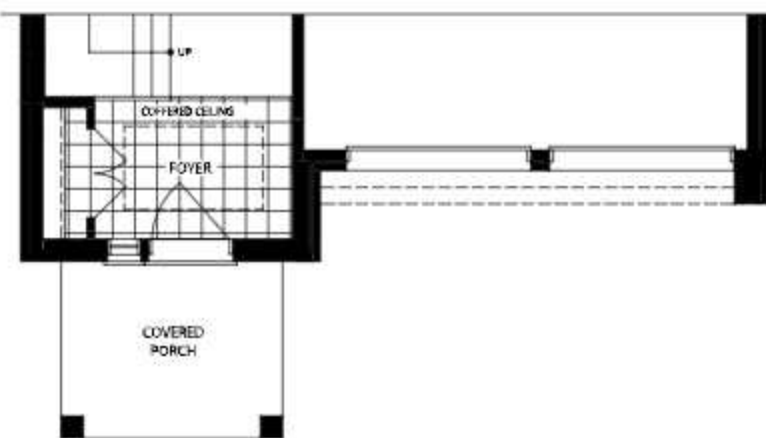
SAGE (4004)



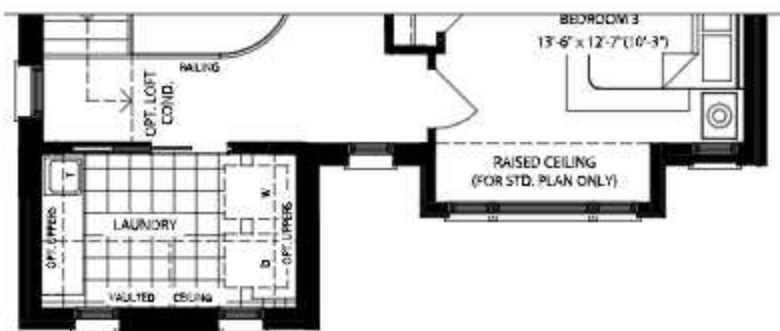
GROUND LEVEL



SECOND LEVEL



GROUND LEVEL ELEV B



SECOND LEVEL ELEV B

KYLEMORE
LIVE. WELLNESS.

All dimensions, materials, specifications and drawings are approximate. Plans & Elevations may be mirror image. Window sizes may vary. Actual usable floor space may vary from the stated floor area square footage includes open to above area. Exterior elevations are an artist concept, not to scale and may vary from finished community. Furniture placement is intended as a guide and not included as part of the purchase. Figures, materials and terms subject to change at any time with the sole discretion of the Vendor. E. & O. E. May 2023.

ANGUS GLEN™

SOUTH VILLAGE

SAGE (4004 WITH LOFT)

4000 SINGLES




ELEV. A
4,300 SQ. FT. – 5 BEDROOMS / 4 BATHS, 1 POWDER

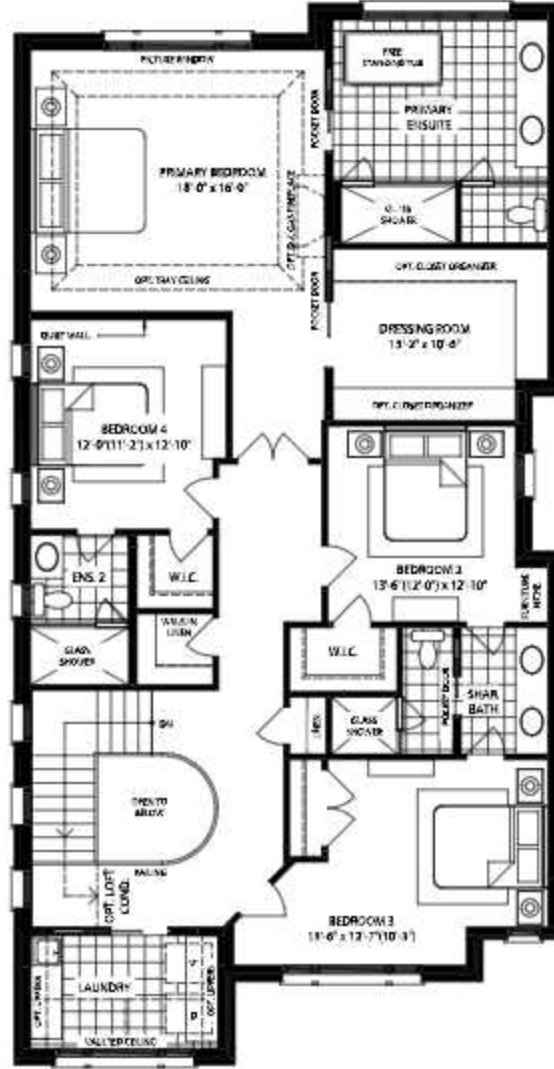


ELEV. B
4,290 SQ. FT. – 5 BEDROOMS / 4 BATHS, 1 POWDER

SAGE (4004 WITH LOFT)



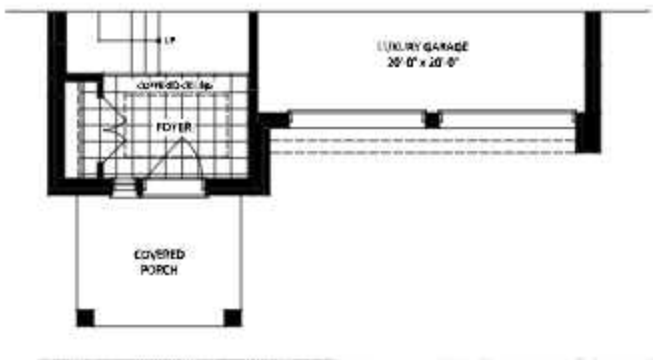
GROUND LEVEL



SECOND LEVEL



LOFT LEVEL



GROUND LEVEL ELEV B



SECOND LEVEL ELEV B



LOFT LEVEL ELEV B

KYLEMORE
LIVE. WELLNESS.

All dimensions, materials, specifications and drawings are approximate. Plans & Elevations may be mirror image. Window sizes may vary. Actual usable floor space may vary from the stated floor area square footage includes open to above area. Exterior elevations are an artist concept, not to scale and may vary from finished community. Furniture placement is intended as a guide and not included as part of the purchase. Figures, materials and terms subject to change at any time with the sole discretion of the Vendor. E. & O. E. May 2023.

ANGUS GLEN™

SOUTH VILLAGE

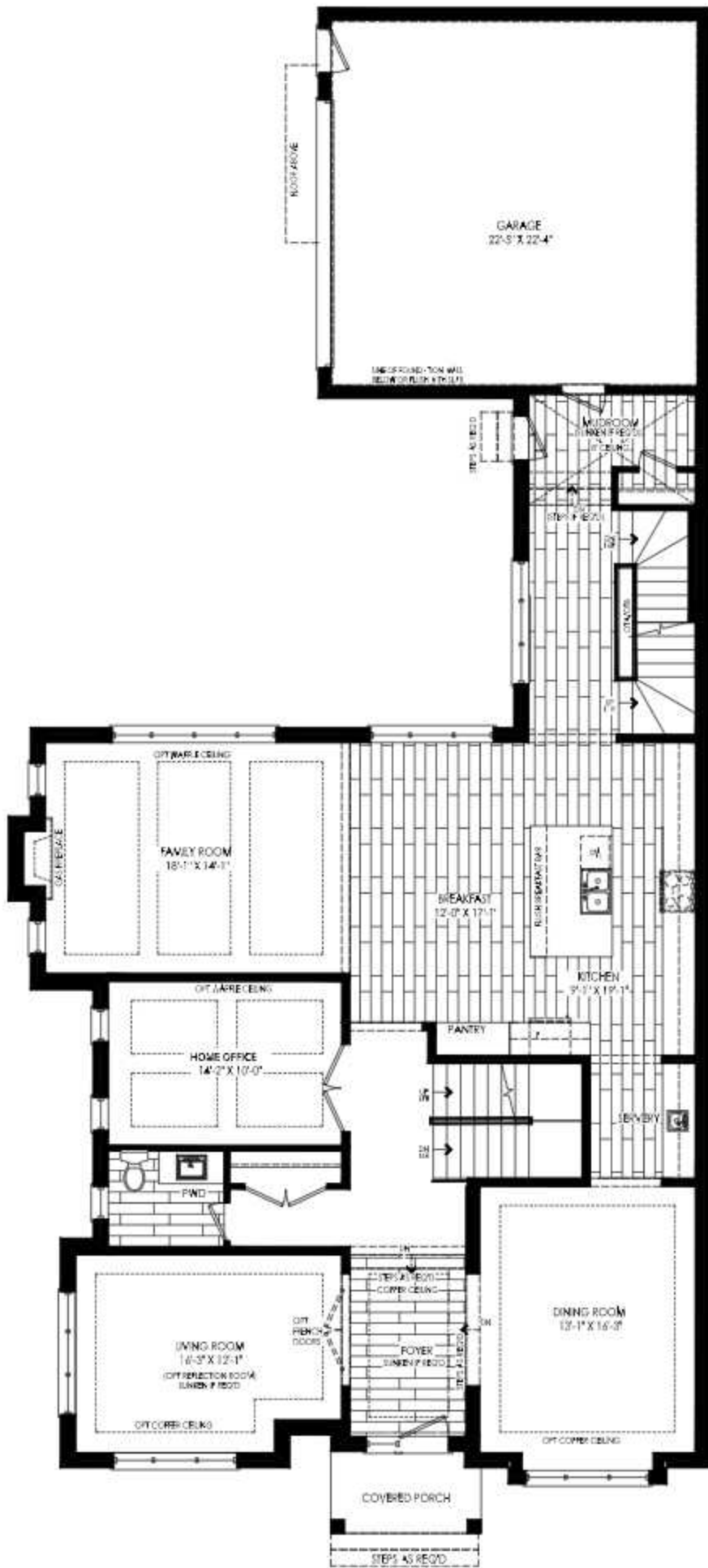
THYME (4303)

4300 SINGLES

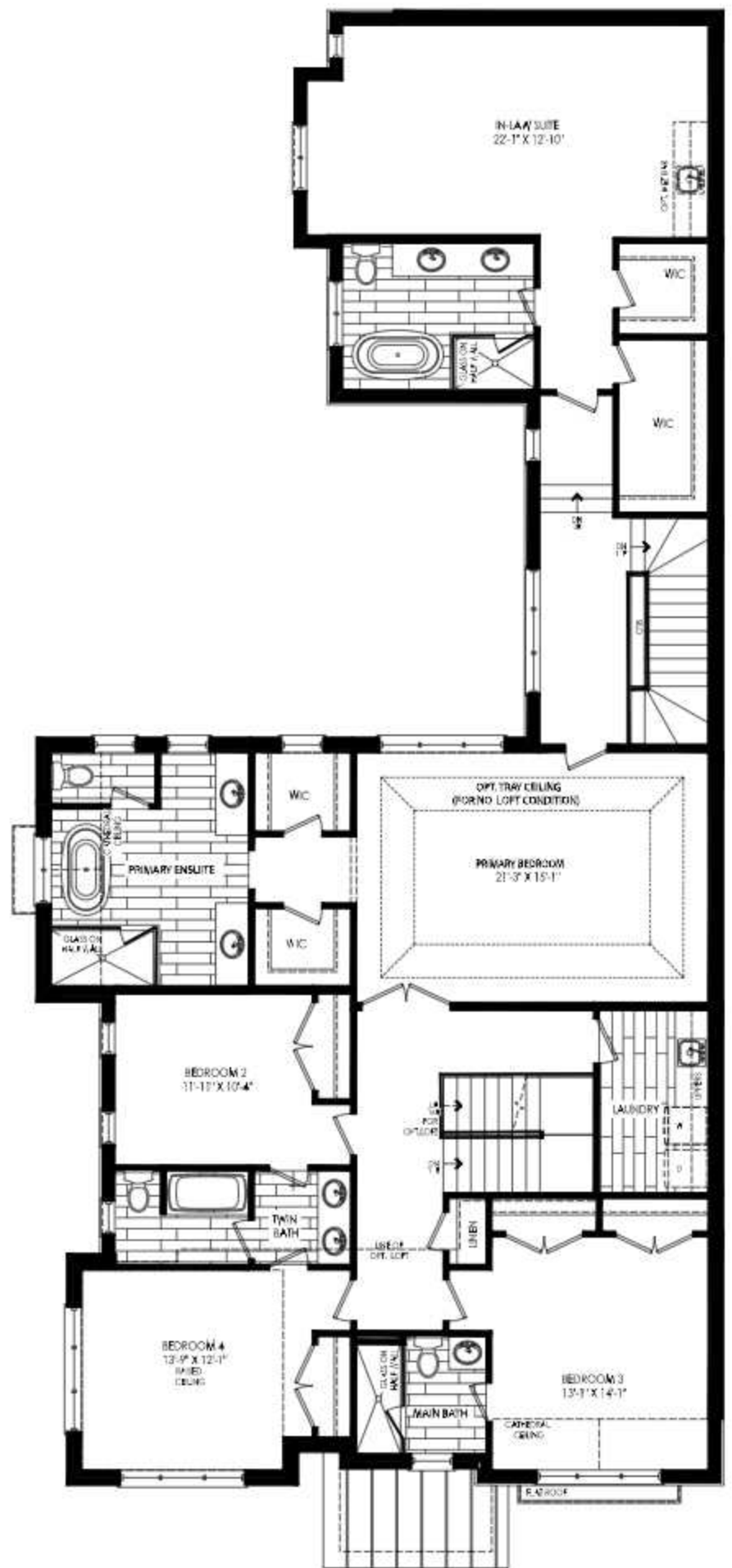


ELEV. A
4,720 SQ. FT. – 5 BEDROOMS / 4 BATHS, 1 POWDER

THYME (4303)



GROUND LEVEL



SECOND LEVEL

KYLEMORE
LIVE. WELLNESS.

All dimensions, materials, specifications and drawings are approximate. Plans & Elevations may be mirror image. Window sizes may vary. Actual usable floor space may vary from the stated floor area square footage includes open to above area. Exterior elevations are an artist concept, not to scale and may vary from finished community. Furniture placement is intended as a guide and not included as part of the purchase. Figures, materials and terms subject to change at any time with the sole discretion of the Vendor. E. & O. E. May 2023.

ANGUS GLEN™

SOUTH VILLAGE

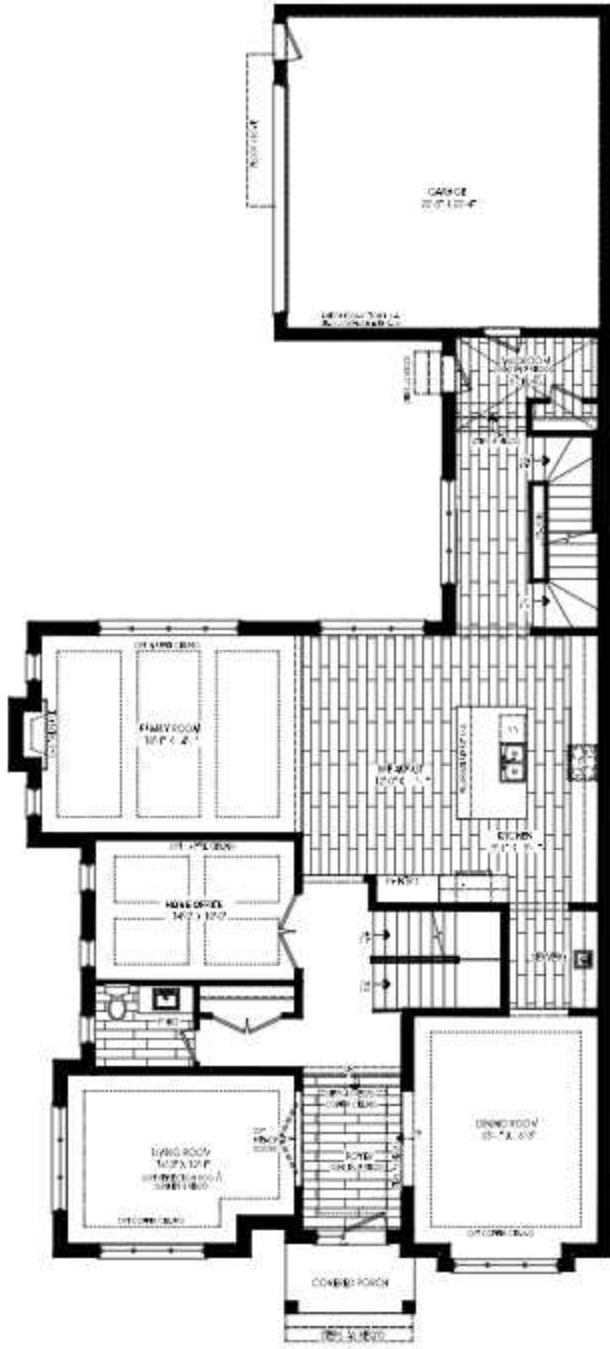
THYME (4303 WITH LOFT)

4300 SINGLES

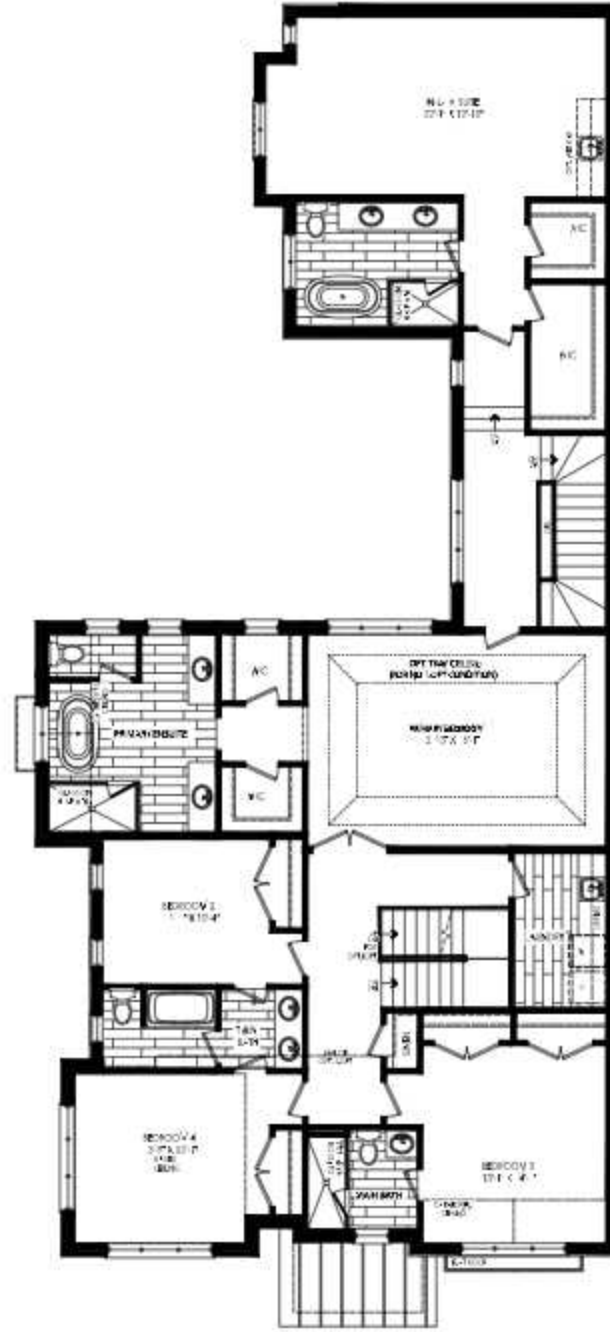


ELEV. A
5,500 SQ. FT. – 6 BEDROOMS / 5 BATHS, 1 POWDER

THYME (4303 WITH LOFT)



GROUND LEVEL



SECOND LEVEL



LOFT LEVEL

KYLEMORE
LIVE. WELLNESS.

All dimensions, materials, specifications and drawings are approximate. Plans & Elevations may be mirror image. Window sizes may vary. Actual usable floor space may vary from the stated floor area square footage includes open to above area. Exterior elevations are an artist concept, not to scale and may vary from finished community. Furniture placement is intended as a guide and not included as part of the purchase. Figures, materials and terms subject to change at any time with the sole discretion of the Vendor. E. & O. E. May 2023.

ANGUS GLEN™

SOUTH VILLAGE

THYME (4303)

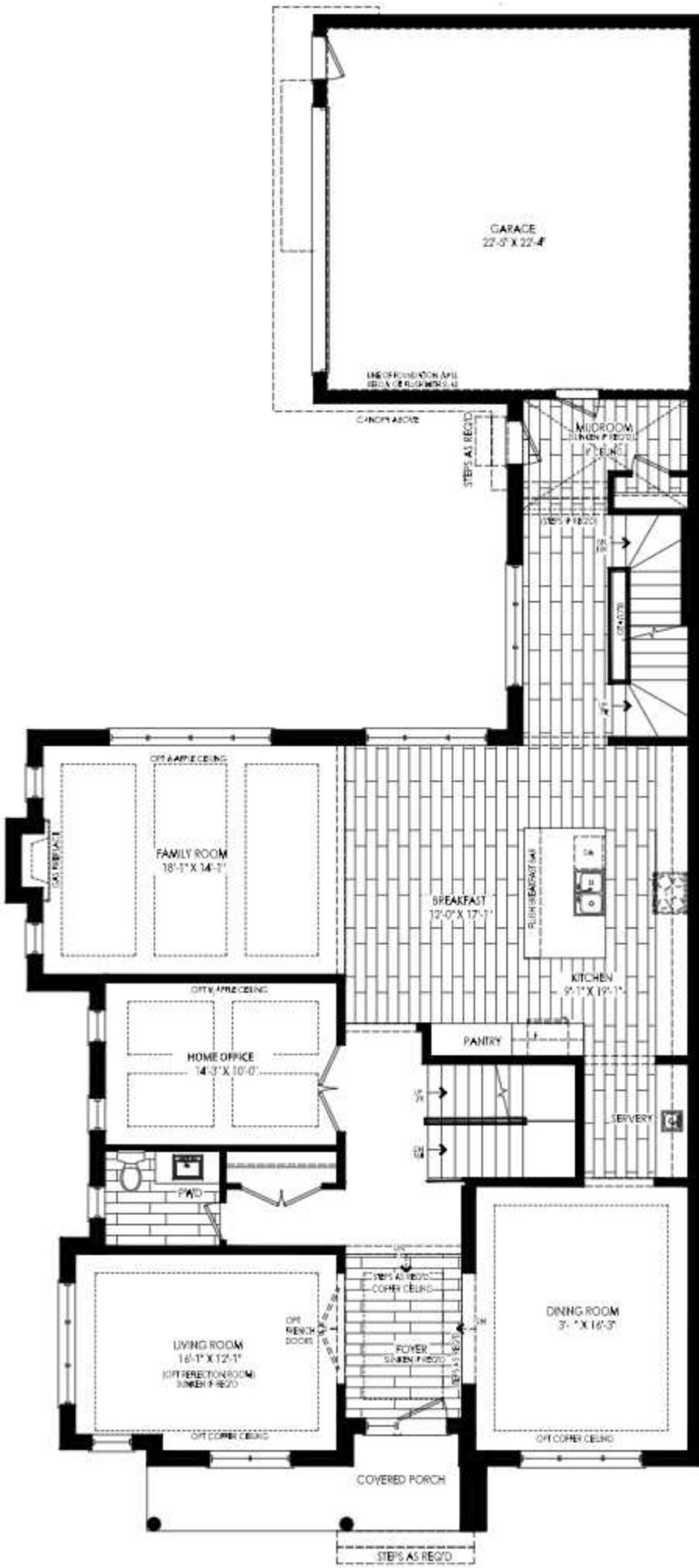
4300 SINGLES



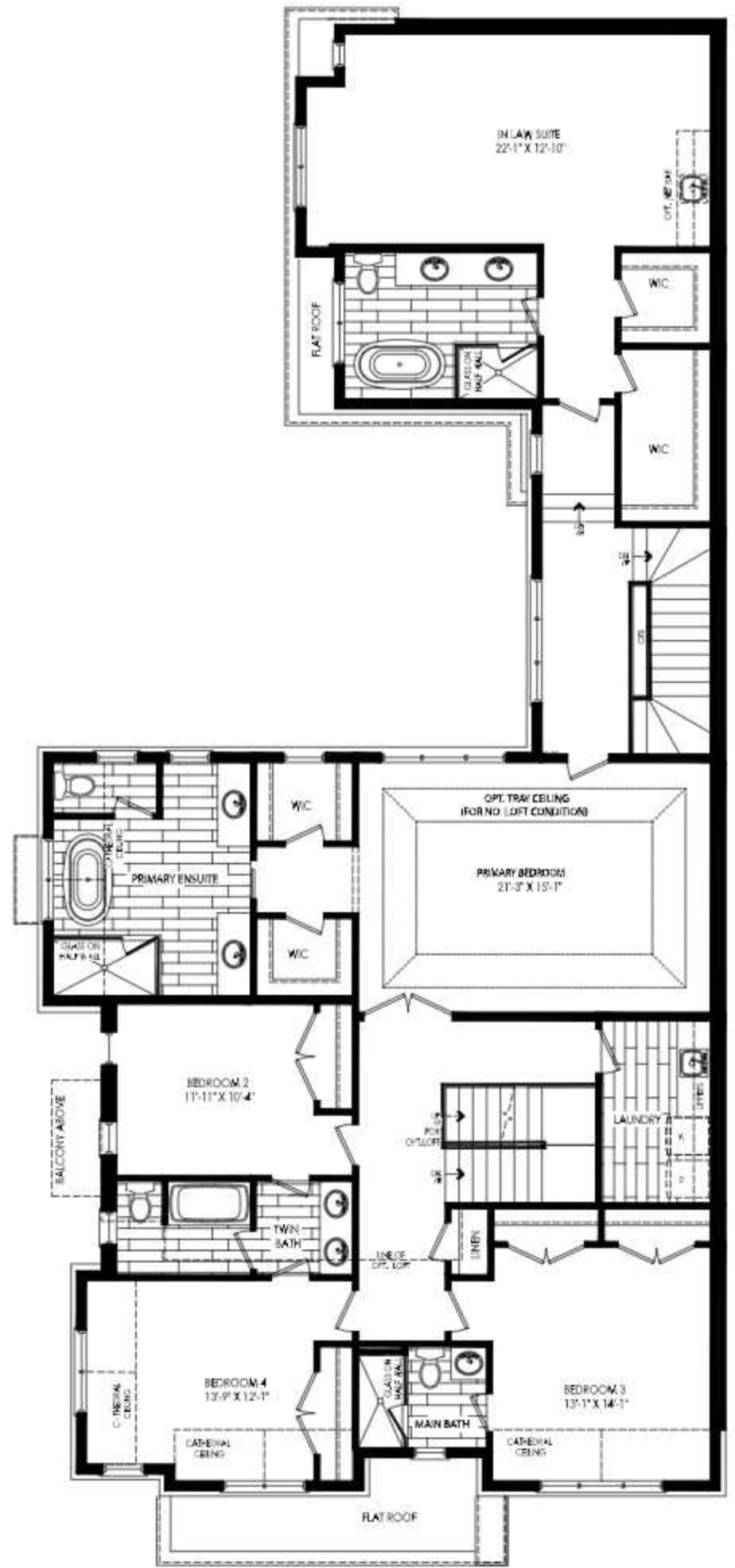
ELEV. C

4,700 SQ. FT. – 5 BEDROOMS / 4 BATHS, 1 POWDER

THYME (4303)



GROUND LEVEL



SECOND LEVEL

KYLEMORE
LIVE. WELLNESS.

All dimensions, materials, specifications and drawings are approximate. Plans & Elevations may be mirror image. Window sizes may vary. Actual usable floor space may vary from the stated floor area square footage includes open to above area. Exterior elevations are an artist concept, not to scale and may vary from finished community. Furniture placement is intended as a guide and not included as part of the purchase. Figures, materials and terms subject to change at any time with the sole discretion of the Vendor. E. & O. E. May 2023.

ANGUS GLEN™

SOUTH VILLAGE

THYME (4303 WITH LOFT)

4300 SINGLES



ELEV. C

5,440 SQ. FT. – 6 BEDROOMS / 5 BATHS, 1 POWDER

THYME (4303 WITH LOFT)



GROUND LEVEL



SECOND LEVEL



LOFT LEVEL

KYLEMORE
LIVE. WELLNESS.

All dimensions, materials, specifications and drawings are approximate. Plans & Elevations may be mirror image. Window sizes may vary. Actual usable floor space may vary from the stated floor area square footage includes open to above area. Exterior elevations are an artist concept, not to scale and may vary from finished community. Furniture placement is intended as a guide and not included as part of the purchase. Figures, materials and terms subject to change at any time with the sole discretion of the Vendor. E. & O. E. May 2023.

ANGUS GLEN™

SOUTH VILLAGE

ZEN (5001)

5000 SINGLES

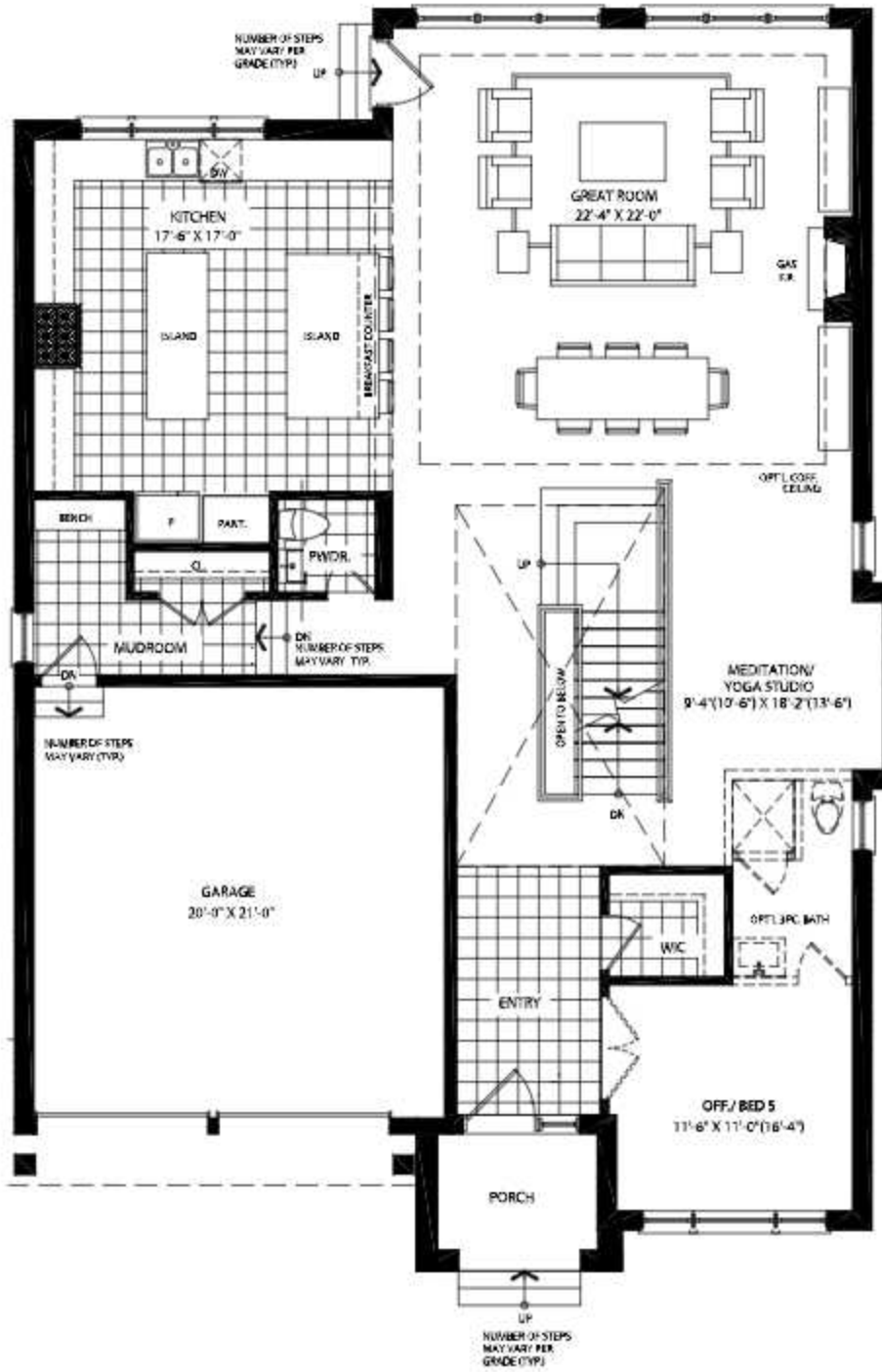


ELEV. A
4,020 SQ. FT. – 4 BEDROOMS / 3 BATHS, 1 POWDER

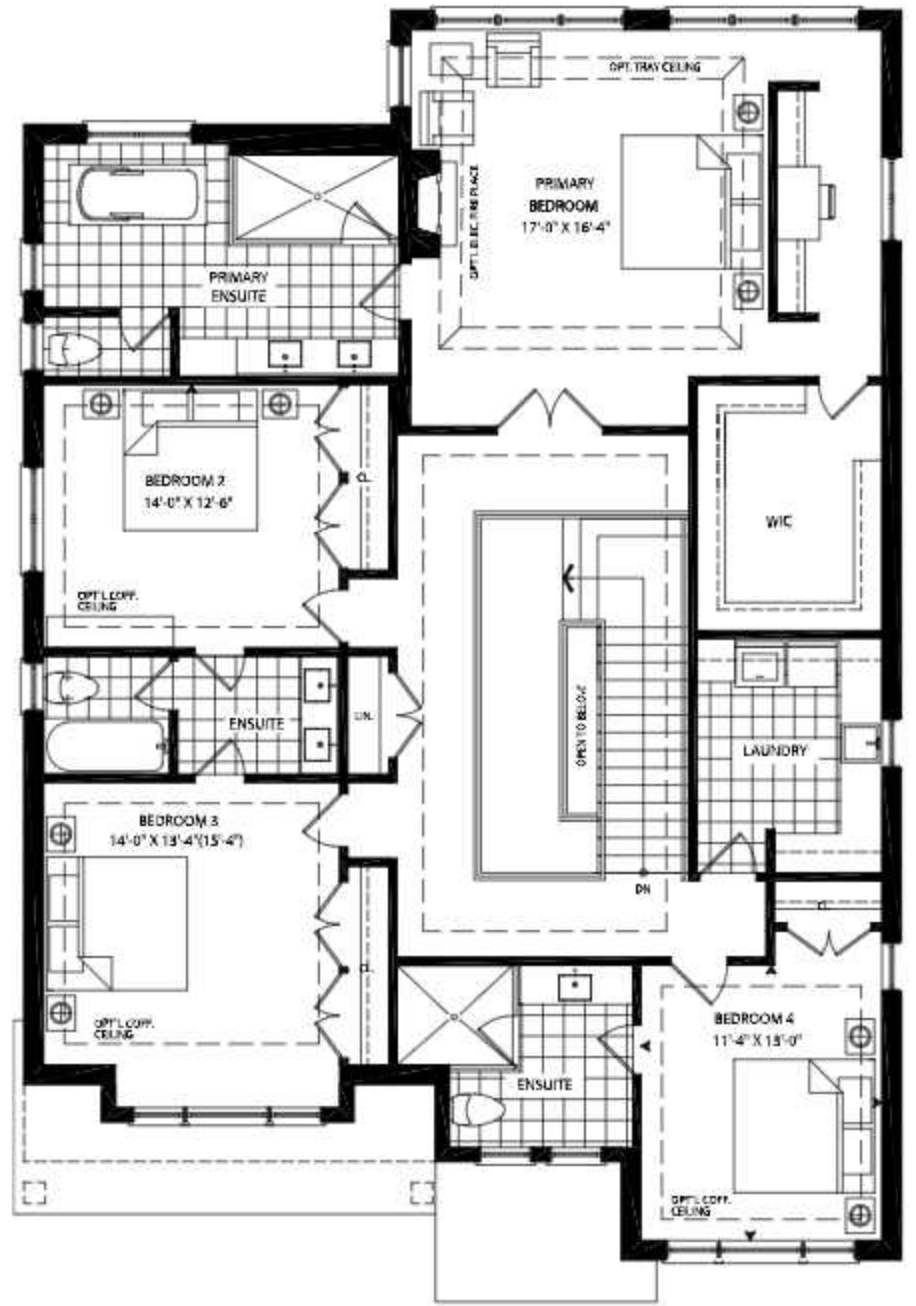


ELEV. A2
4,020 SQ. FT. – 4 BEDROOMS / 3 BATHS, 1 POWDER

ZEN (5001)



GROUND LEVEL



SECOND LEVEL

KYLEMORE
LIVE. WELLNESS.

All dimensions, materials, specifications and drawings are approximate. Plans & Elevations may be mirror image. Window sizes may vary. Actual usable floor space may vary from the stated floor area square footage includes open to above area. Exterior elevations are an artist concept, not to scale and may vary from finished community. Furniture placement is intended as a guide and not included as part of the purchase. Figures, materials and terms subject to change at any time with the sole discretion of the Vendor. E. & O. E. May 2023.

ANGUS GLEN™

SOUTH VILLAGE

ZEN (5001)

5000 SINGLES



ELEV. B

4,180 SQ. FT. – 4 BEDROOMS / 3 BATHS, 1 POWDER



ELEV. B2

4,180 SQ. FT. – 4 BEDROOMS / 3 BATHS, 1 POWDER

ZEN (5001)



GROUND LEVEL

SECOND LEVEL

KYLEMORE
LIVE. WELLNESS.

All dimensions, materials, specifications and drawings are approximate. Plans & Elevations may be mirror image. Window sizes may vary. Actual usable floor space may vary from the stated floor area square footage includes open to above area. Exterior elevations are an artist concept, not to scale and may vary from finished community. Furniture placement is intended as a guide and not included as part of the purchase. Figures, materials and terms subject to change at any time with the sole discretion of the Vendor. E. & O. E. May 2023.

ANGUS GLEN™

SOUTH VILLAGE

ZEN (5001)

5000 SINGLES

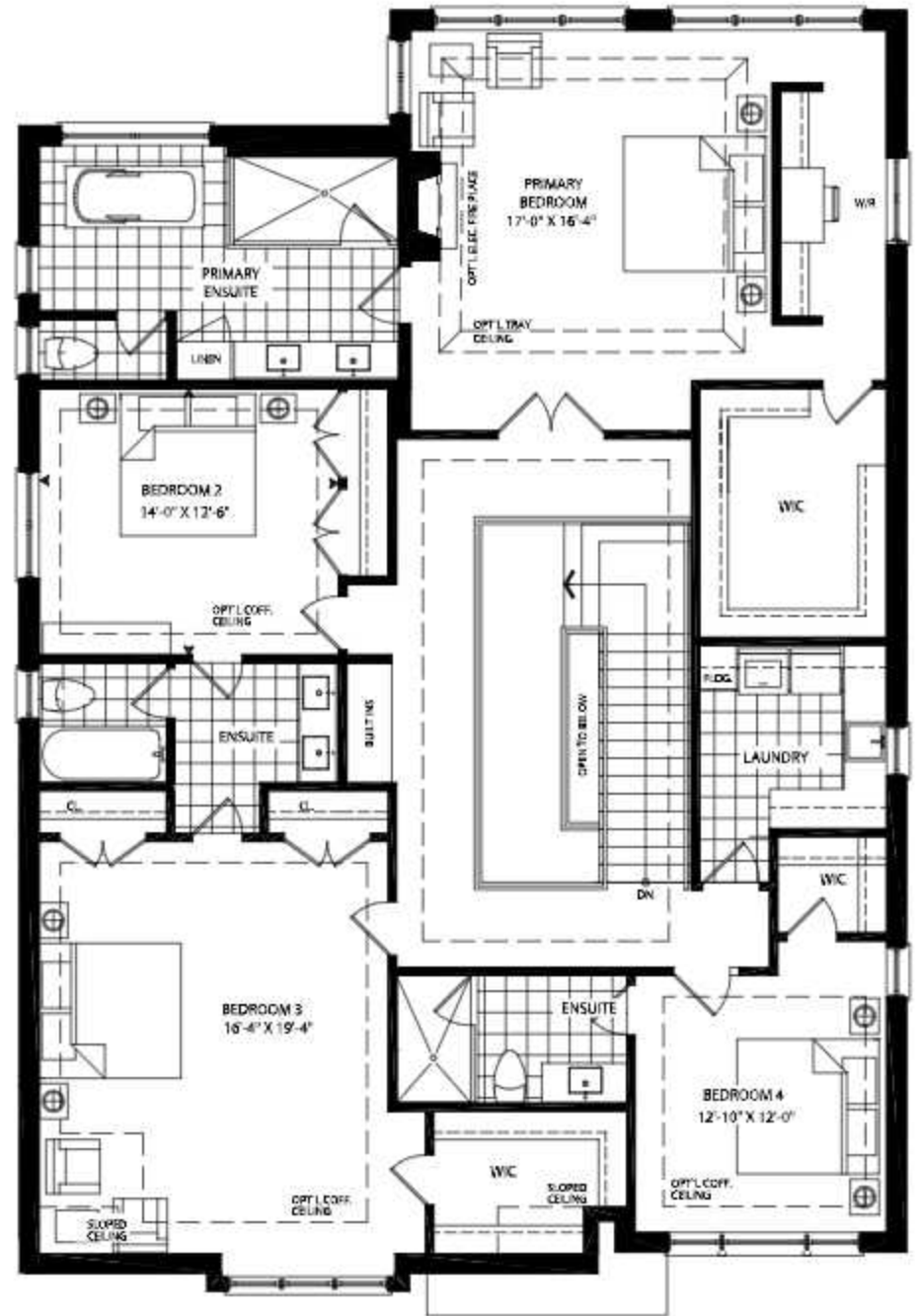
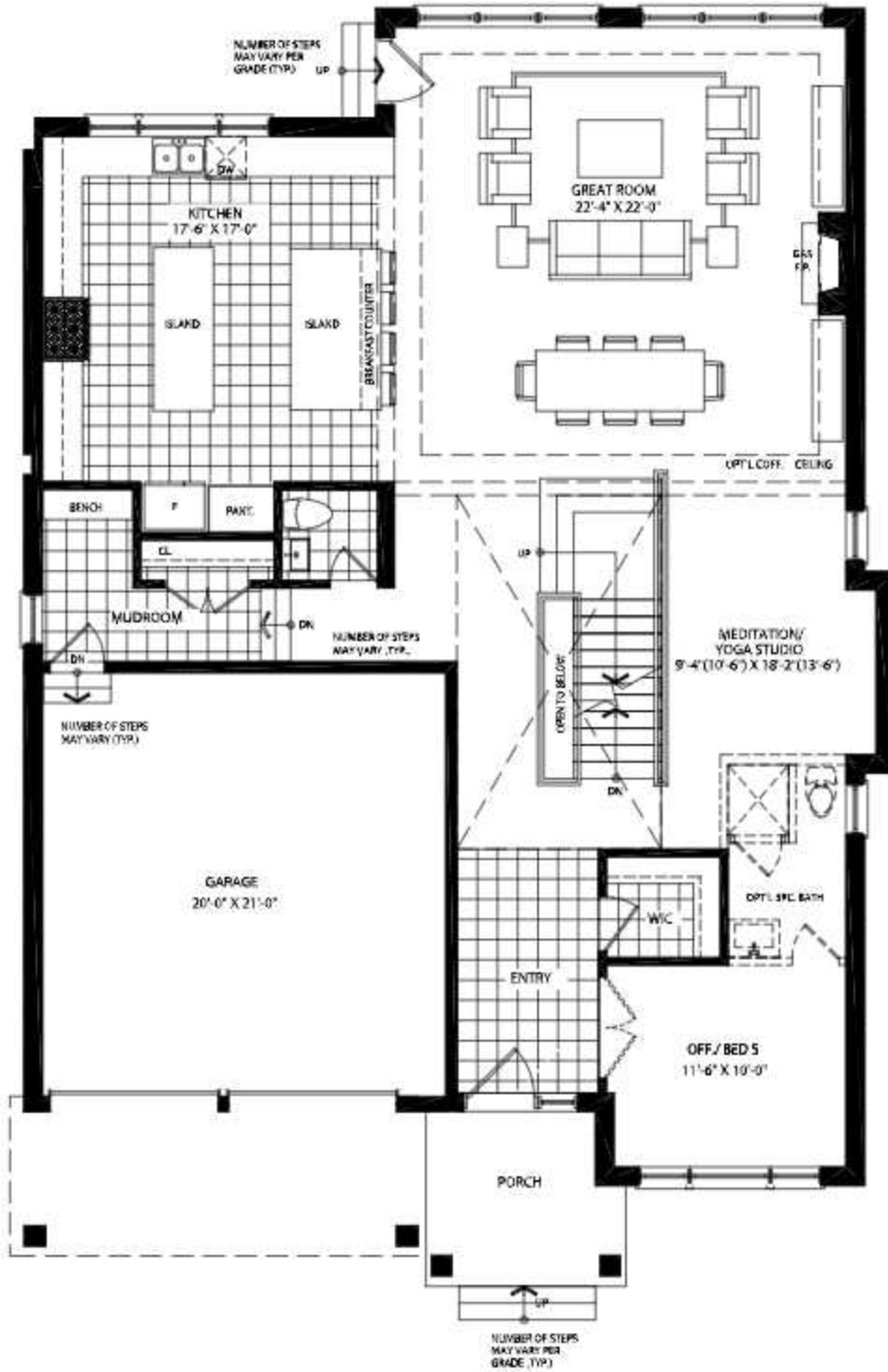


ELEV. C
4,200 SQ. FT. – 4 BEDROOMS / 3 BATHS, 1 POWDER



ELEV. C2
4,200 SQ. FT. – 4 BEDROOMS / 3 BATHS, 1 POWDER

ZEN (5001)



KYLEMORE
LIVE. WELLNESS.

All dimensions, materials, specifications and drawings are approximate. Plans & Elevations may be mirror image. Window sizes may vary. Actual usable floor space may vary from the stated floor area square footage includes open to above area. Exterior elevations are an artist concept, not to scale and may vary from finished community. Furniture placement is intended as a guide and not included as part of the purchase. Figures, materials and terms subject to change at any time with the sole discretion of the Vendor. E. & O. E. May 2023.

ANGUS GLEN™

SOUTH VILLAGE

HAVEN (5003)

5000 SINGLES

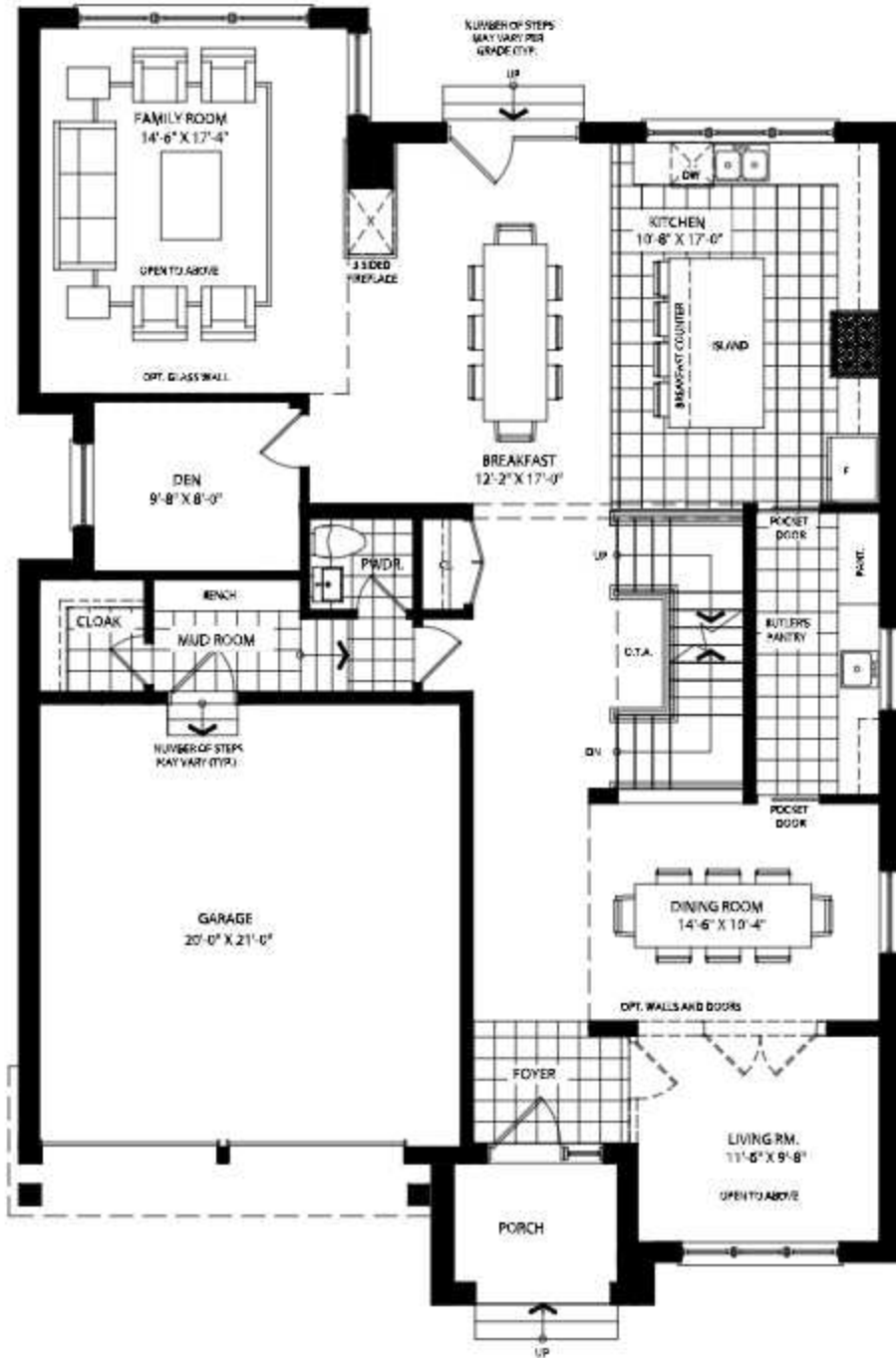


ELEV. A
3,900 SQ. FT. – 4 BEDROOMS / 3 BATHS, 1 POWDER

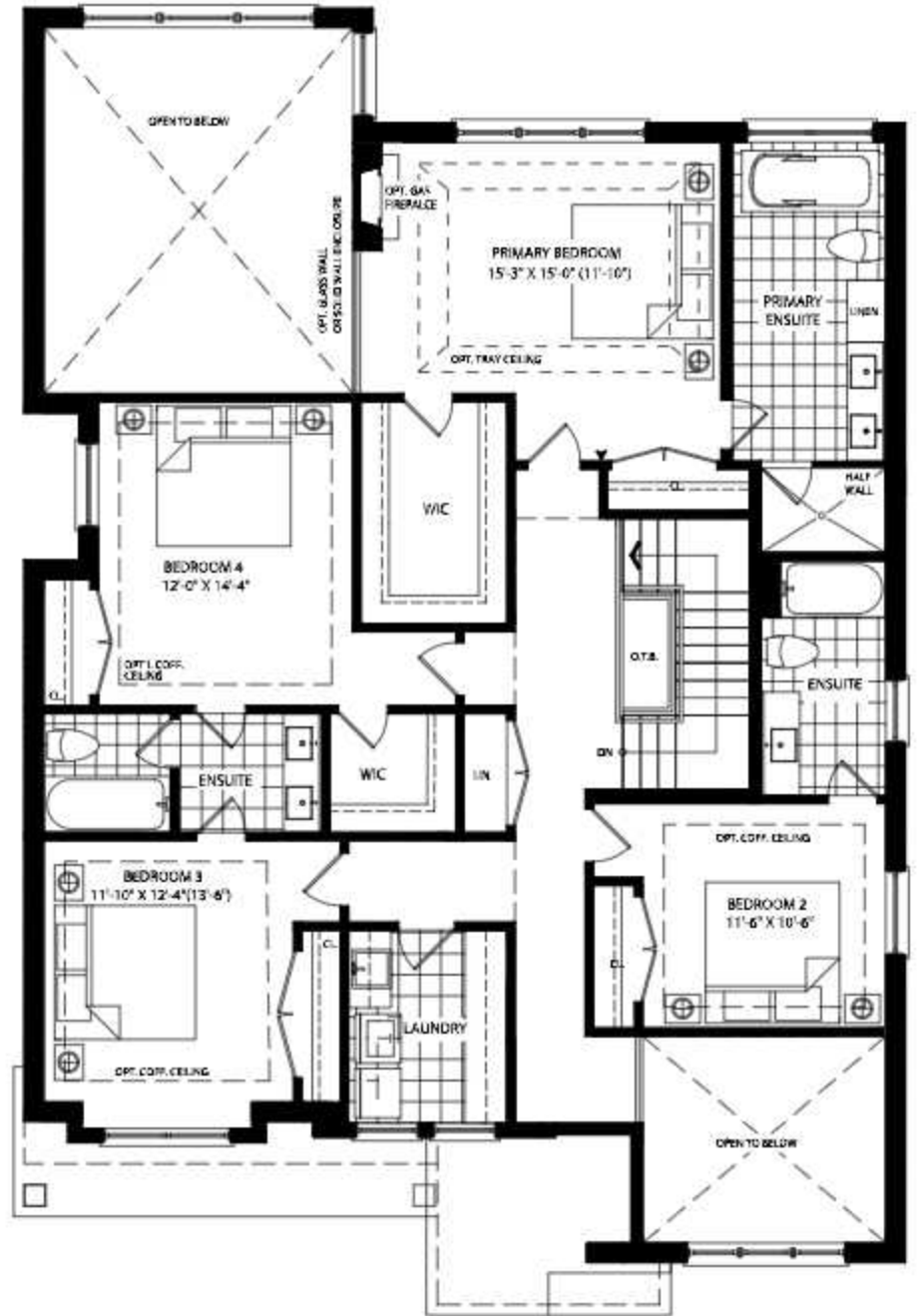


ELEV. A2
3,900 SQ. FT. – 4 BEDROOMS / 3 BATHS, 1 POWDER

HAVEN (5003)



GROUND LEVEL



SECOND LEVEL

KYLEMORE
LIVE. WELLNESS.

All dimensions, materials, specifications and drawings are approximate. Plans & Elevations may be mirror image. Window sizes may vary. Actual usable floor space may vary from the stated floor area square footage includes open to above area. Exterior elevations are an artist concept, not to scale and may vary from finished community. Furniture placement is intended as a guide and not included as part of the purchase. Figures, materials and terms subject to change at any time with the sole discretion of the Vendor. E. & O. E. May 2023.

ANGUS GLEN™

SOUTH VILLAGE

HAVEN (5003 WITH LOFT)

5000 SINGLES

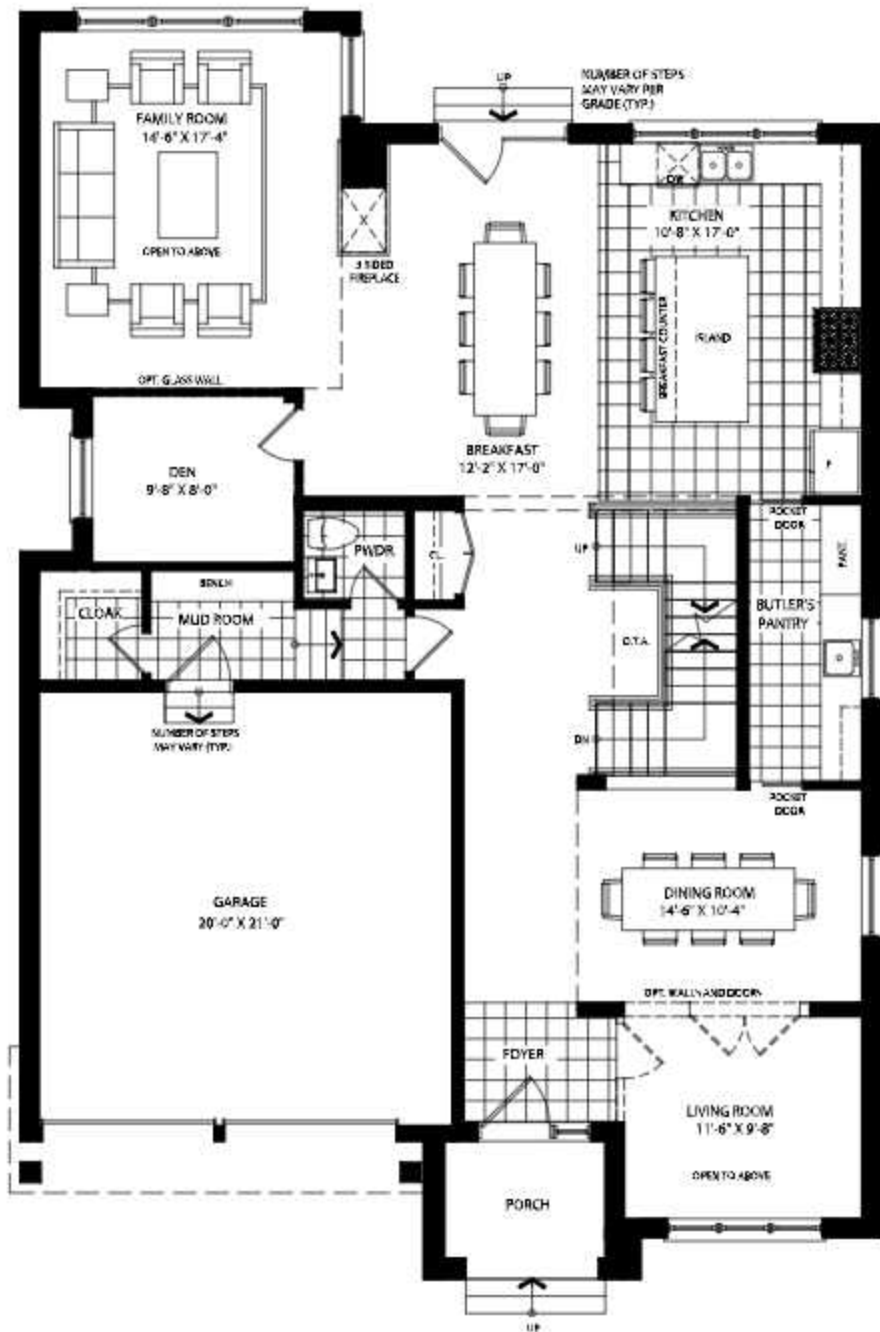


ELEV. A
4,630 SQ. FT. – 5 BEDROOMS / 4 BATHS, 1 POWDER

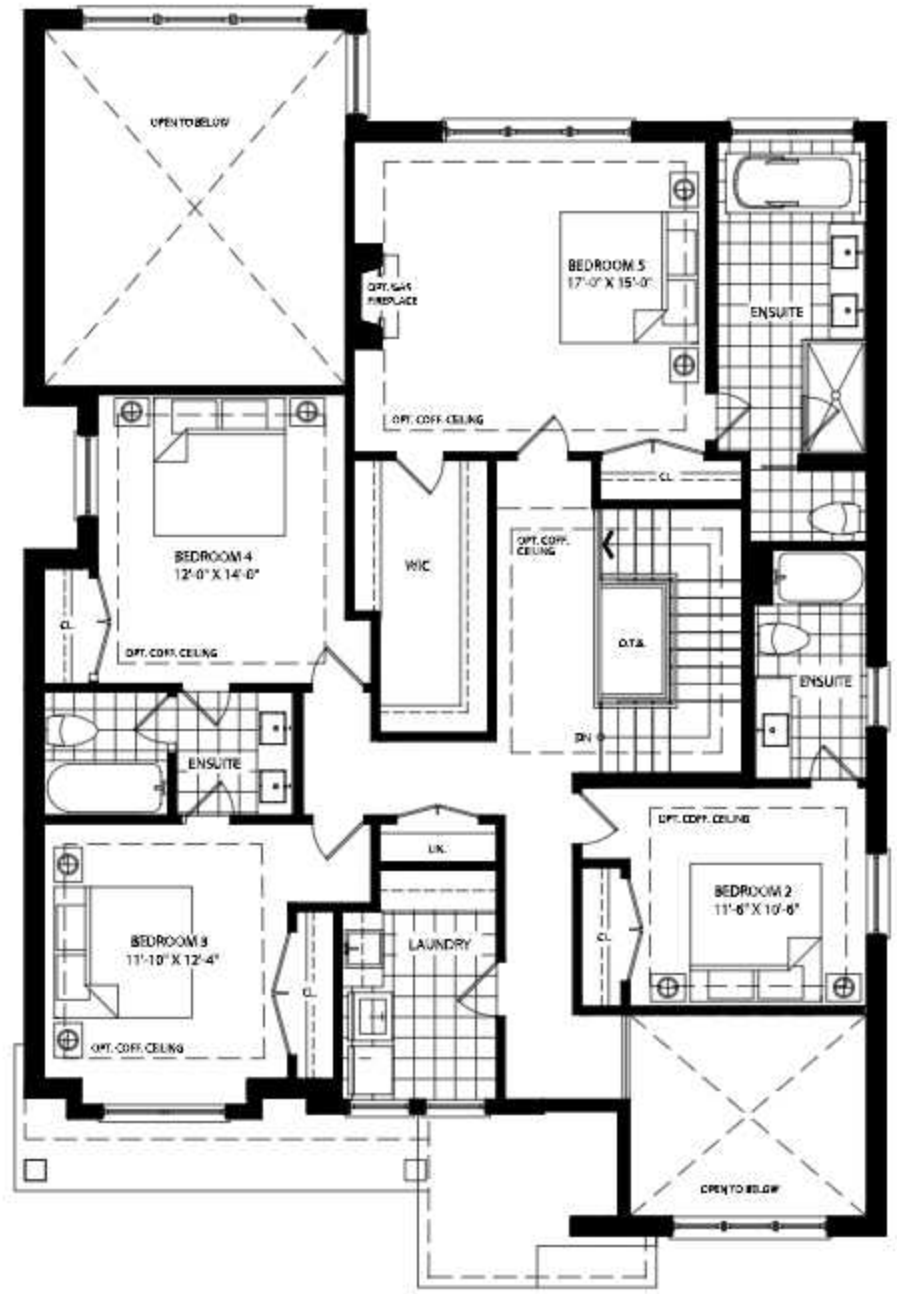


ELEV. A2
4,630 SQ. FT. – 5 BEDROOMS / 4 BATHS, 1 POWDER

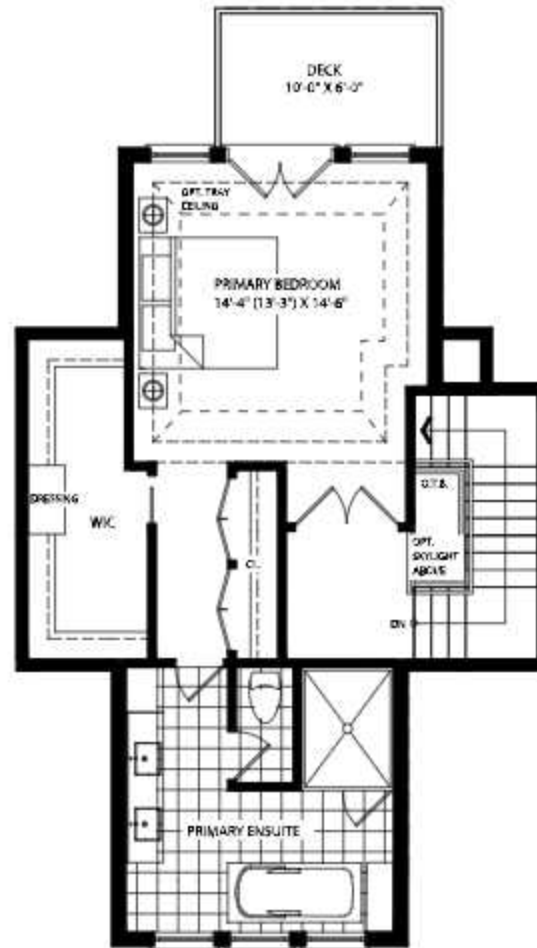
HAVEN (5003 WITH LOFT)



GROUND LEVEL



SECOND LEVEL



LOFT LEVEL

KYLEMORE
 LIVE. WELLNESS.

All dimensions, materials, specifications and drawings are approximate. Plans & Elevations may be mirror image. Window sizes may vary. Actual usable floor space may vary from the stated floor area square footage includes open to above area. Exterior elevations are an artist concept, not to scale and may vary from finished community. Furniture placement is intended as a guide and not included as part of the purchase. Figures, materials and terms subject to change at any time with the sole discretion of the Vendor. E. & O. E. May 2023.

ANGUS GLEN™

SOUTH VILLAGE

HAVEN (5003)

5000 SINGLES

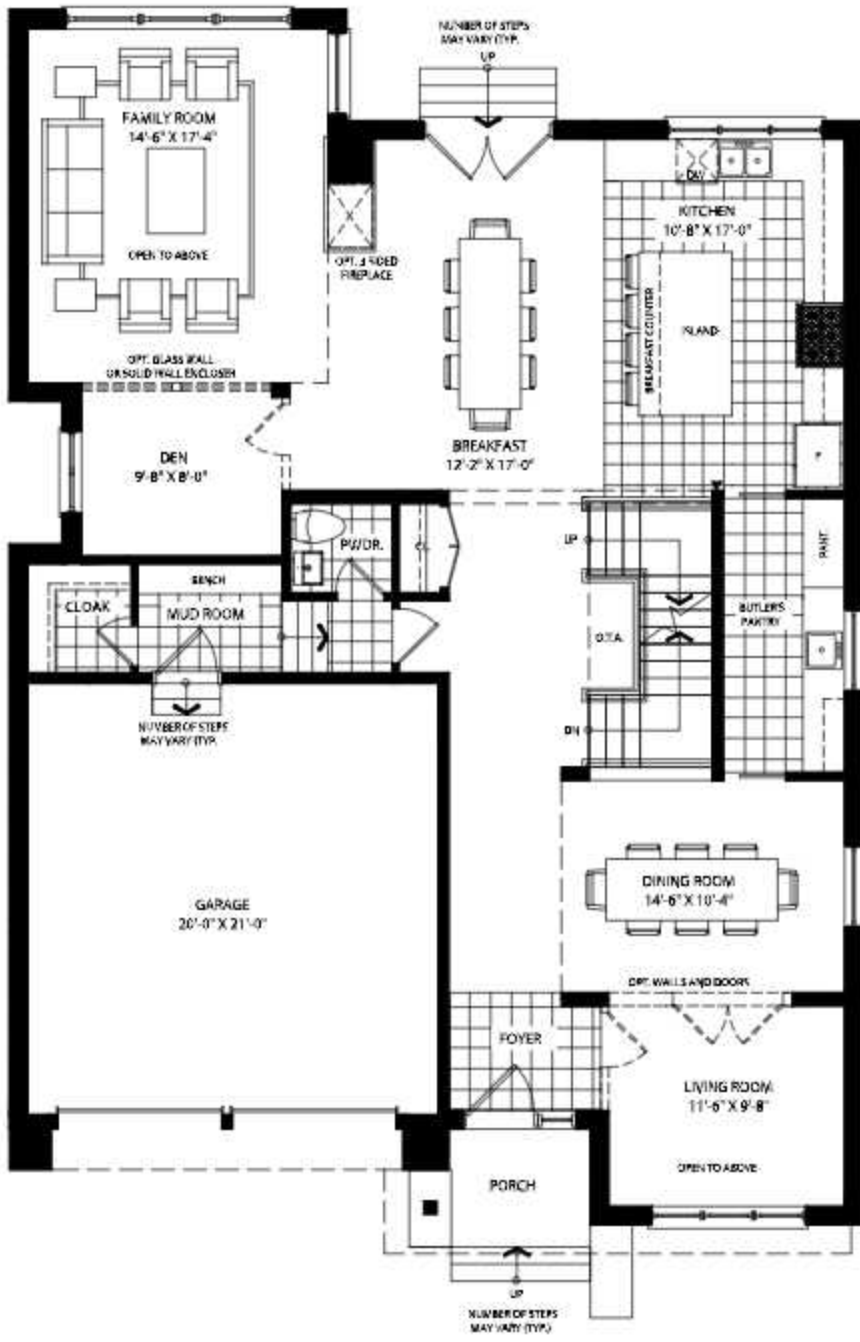


ELEV. B
3,950 SQ. FT. – 4 BEDROOMS / 3 BATHS, 1 POWDER

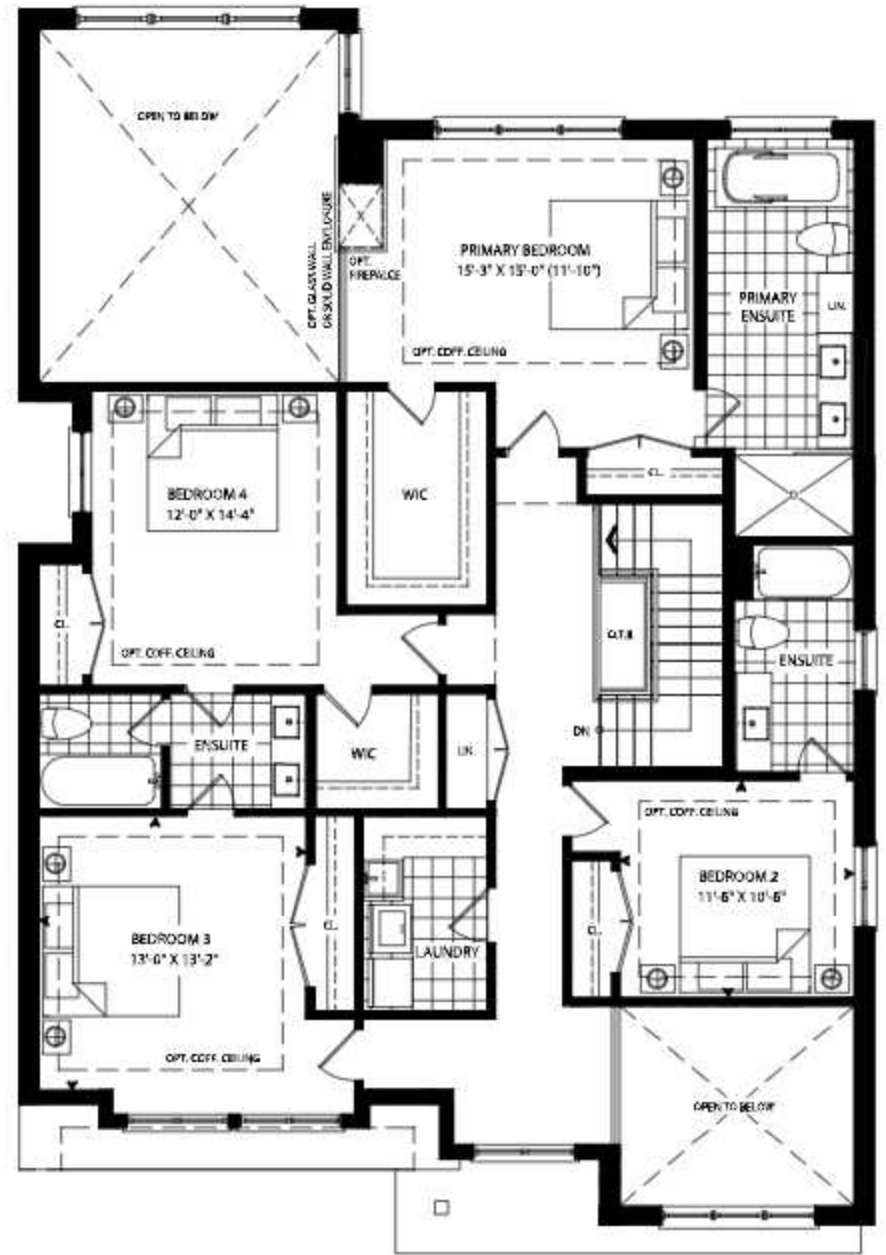


ELEV. B2
3,950 SQ. FT. – 4 BEDROOMS / 3 BATHS, 1 POWDER

HAVEN (5003)



GROUND LEVEL



SECOND LEVEL

KYLEMORE
LIVE. WELLNESS.

All dimensions, materials, specifications and drawings are approximate. Plans & Elevations may be mirror image. Window sizes may vary. Actual usable floor space may vary from the stated floor area square footage includes open to above area. Exterior elevations are an artist concept, not to scale and may vary from finished community. Furniture placement is intended as a guide and not included as part of the purchase. Figures, materials and terms subject to change at any time with the sole discretion of the Vendor. E. & O. E. May 2023.

ANGUS GLEN™

SOUTH VILLAGE

HAVEN (5003 WITH LOFT)

5000 SINGLES



ELEV. B
4,670 SQ. FT. – 4 BEDROOMS / 3 BATHS, 1 POWDER



ELEV. B2
4,670 SQ. FT. – 4 BEDROOMS / 3 BATHS, 1 POWDER

ANGUS GLEN™

SOUTH VILLAGE

ESSENCE (6001)

6000 SINGLES

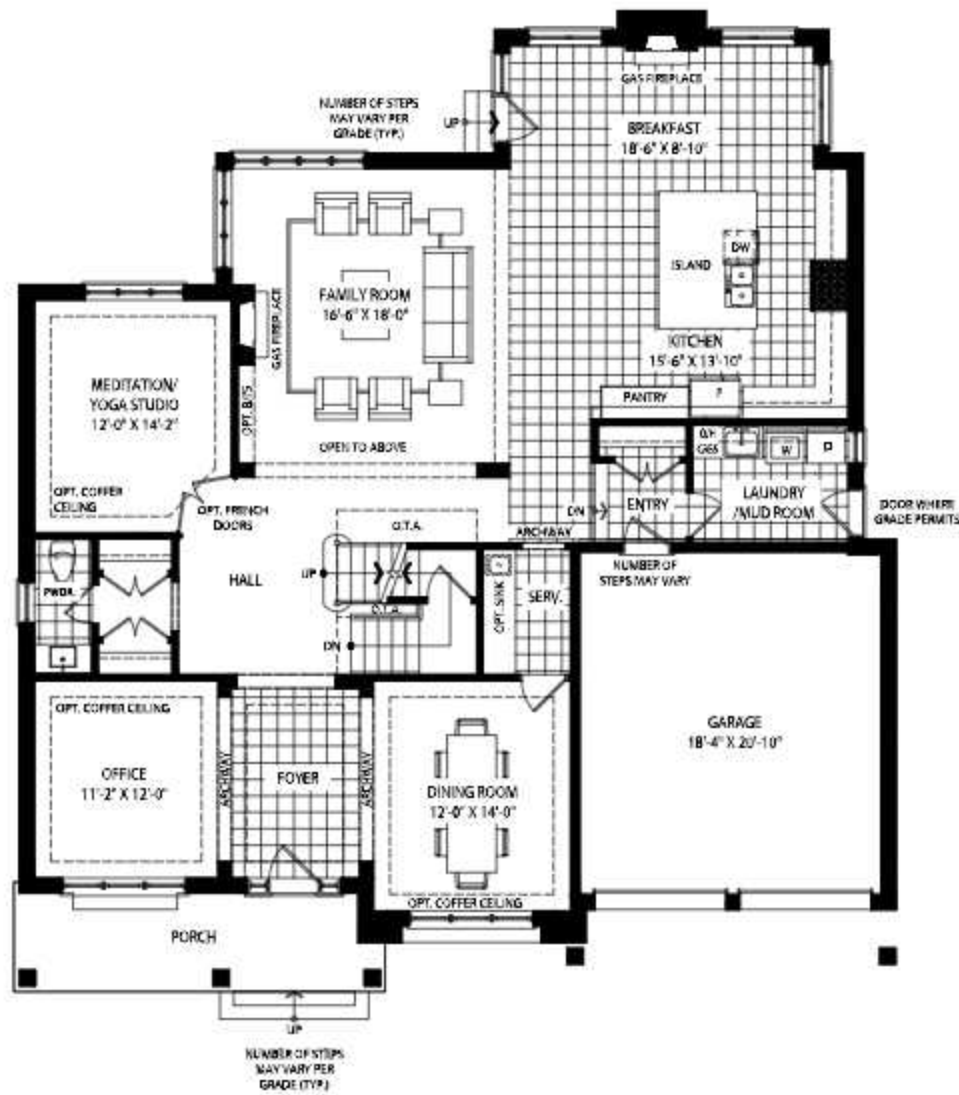


ELEV. A
4,000 SQ. FT. – 4 BEDROOMS / 3 BATHS, 1 POWDER

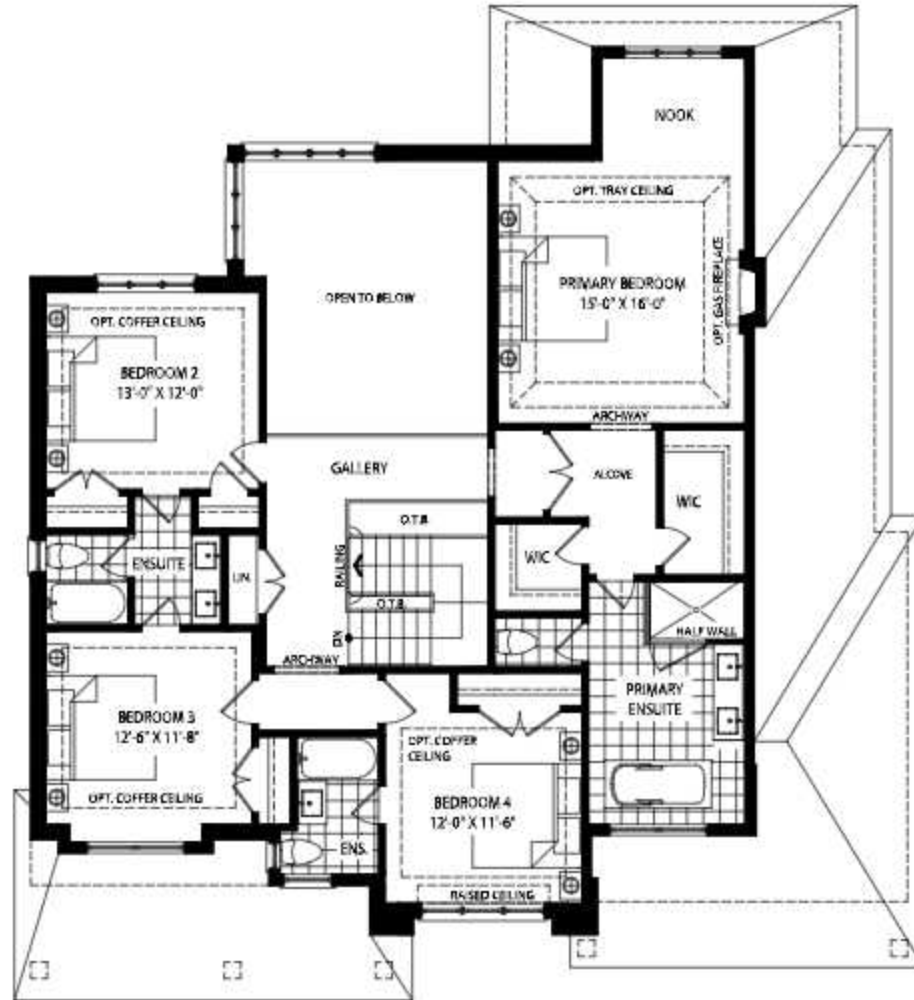


ELEV. A2
4,000 SQ. FT. – 4 BEDROOMS / 3 BATHS, 1 POWDER

ESSENCE (6001)



GROUND LEVEL



SECOND LEVEL

KYLEMORE
LIVE. WELLNESS.

All dimensions, materials, specifications and drawings are approximate. Plans & Elevations may be mirror image. Window sizes may vary. Actual usable floor space may vary from the stated floor area square footage includes open to above area. Exterior elevations are an artist concept, not to scale and may vary from finished community. Furniture placement is intended as a guide and not included as part of the purchase. Figures, materials and terms subject to change at any time with the sole discretion of the Vendor. E. & O. E. May 2023.

ANGUS GLEN™

SOUTH VILLAGE

ESSENCE (6001)

6000 SINGLES

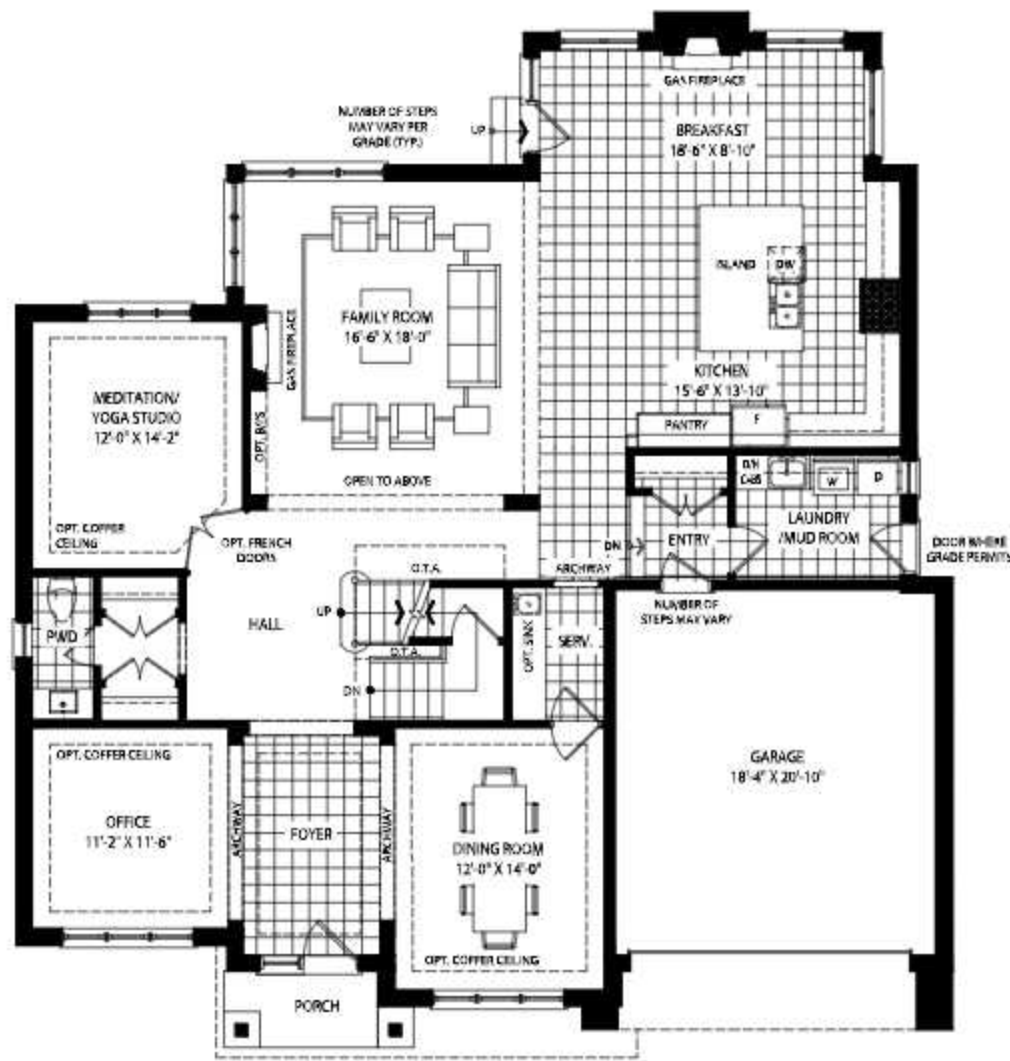


ELEV. B
4,080 SQ. FT. – 4 BEDROOMS / 3 BATHS, 1 POWDER

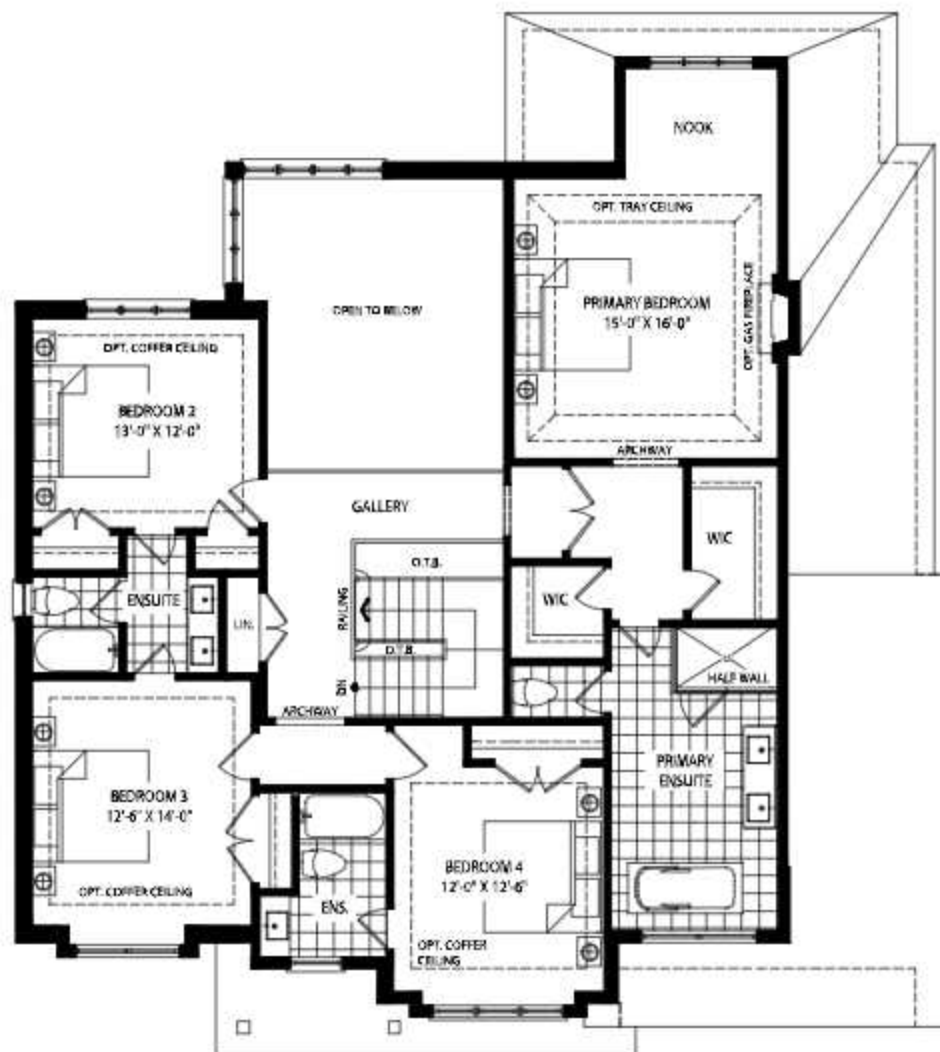


ELEV. B2
4,080 SQ. FT. – 4 BEDROOMS / 3 BATHS, 1 POWDER

ESSENCE (6001)



GROUND LEVEL



SECOND LEVEL

KYLEMORE
LIVE. WELLNESS.

All dimensions, materials, specifications and drawings are approximate. Plans & Elevations may be mirror image. Window sizes may vary. Actual usable floor space may vary from the stated floor area square footage includes open to above area. Exterior elevations are an artist concept, not to scale and may vary from finished community. Furniture placement is intended as a guide and not included as part of the purchase. Figures, materials and terms subject to change at any time with the sole discretion of the Vendor. E. & O. E. May 2023.

ANGUS GLEN™

SOUTH VILLAGE

RADIANCE (6002)

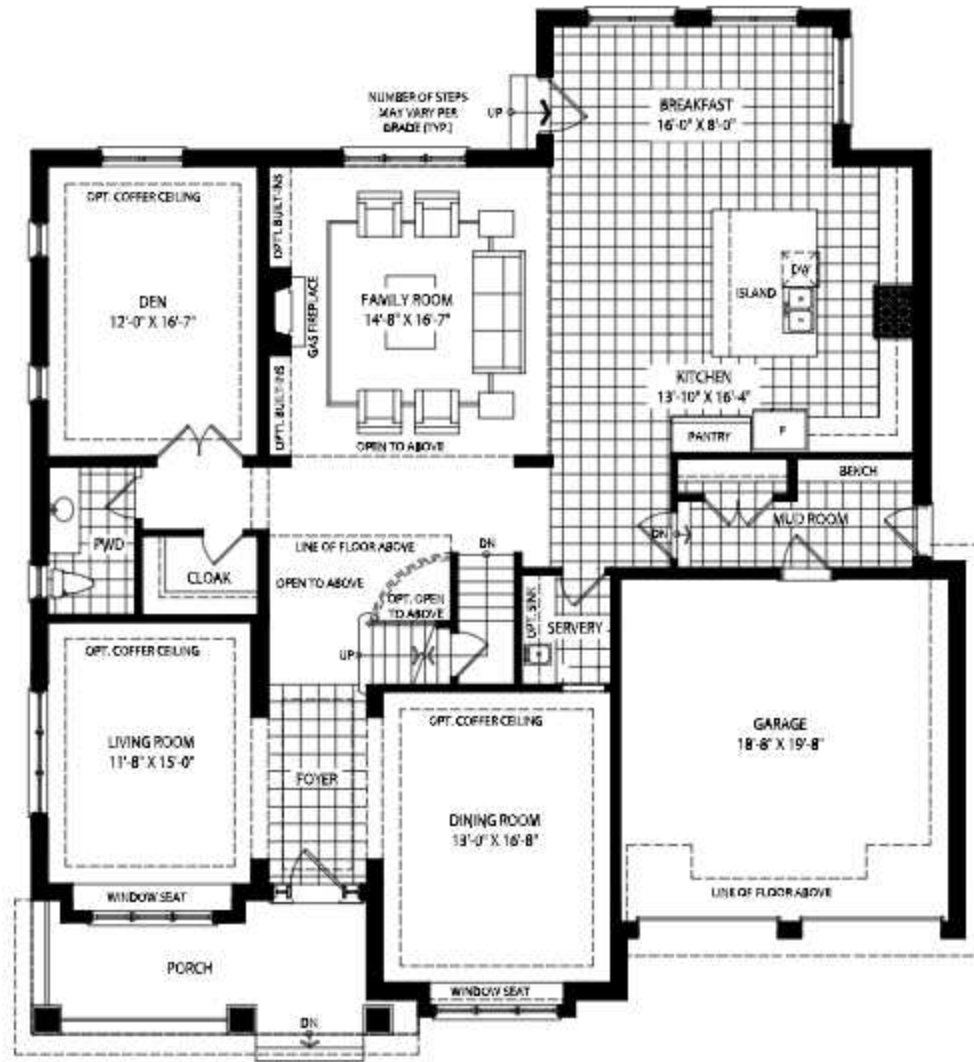
6000 SINGLES



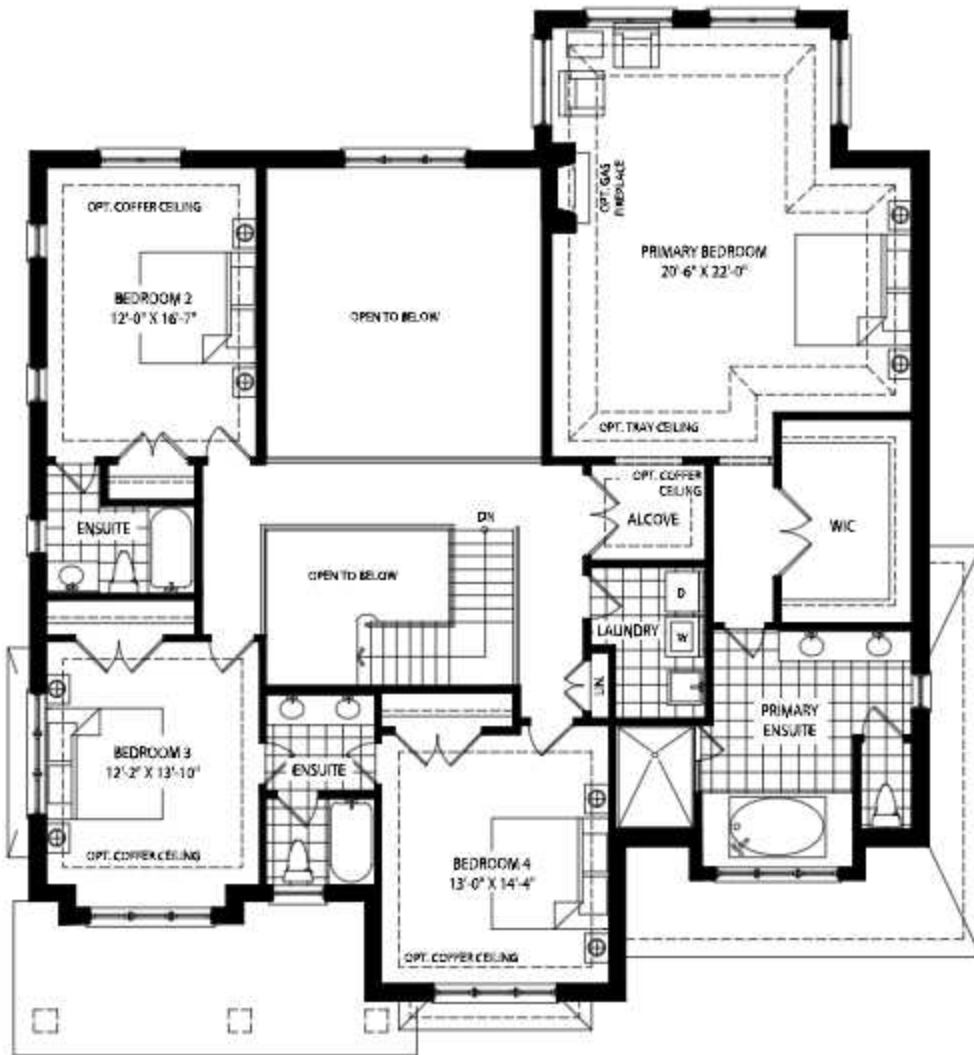
ELEV. A

4,600 SQ. FT. – 4 BEDROOMS / 3 BATHS, 1 POWDER

RADIANCE (6002)



GROUND LEVEL



SECOND LEVEL

KYLEMORE
LIVE. WELLNESS.

All dimensions, materials, specifications and drawings are approximate. Plans & Elevations may be mirror image. Window sizes may vary. Actual usable floor space may vary from the stated floor area square footage includes open to above area. Exterior elevations are an artist concept, not to scale and may vary from finished community. Furniture placement is intended as a guide and not included as part of the purchase. Figures, materials and terms subject to change at any time with the sole discretion of the Vendor. E. & O. E. May 2023.

ANGUS GLEN™

SOUTH VILLAGE

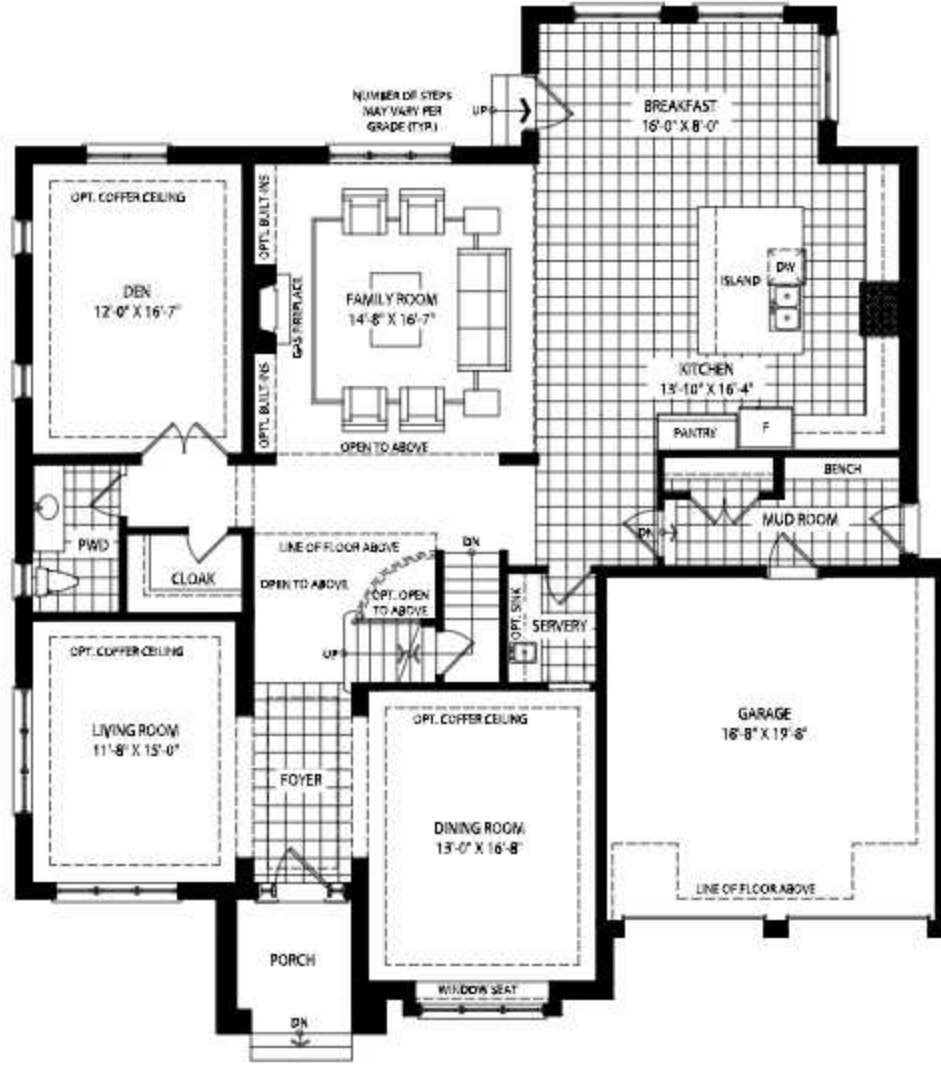
RADIANCE (6002)

6000 SINGLES



ELEV. B
4,580 SQ. FT. – 4 BEDROOMS / 3 BATHS, 1 POWDER

RADIANCE (6002)



GROUND LEVEL



SECOND LEVEL

KYLEMORE
LIVE. WELLNESS.

All dimensions, materials, specifications and drawings are approximate. Plans & Elevations may be mirror image. Window sizes may vary. Actual usable floor space may vary from the stated floor area square footage includes open to above area. Exterior elevations are an artist concept, not to scale and may vary from finished community. Furniture placement is intended as a guide and not included as part of the purchase. Figures, materials and terms subject to change at any time with the sole discretion of the Vendor. E. & O. E. May 2023.

ANGUS GLEN™

SOUTH VILLAGE

HARMONY (7001)

7000 SINGLES

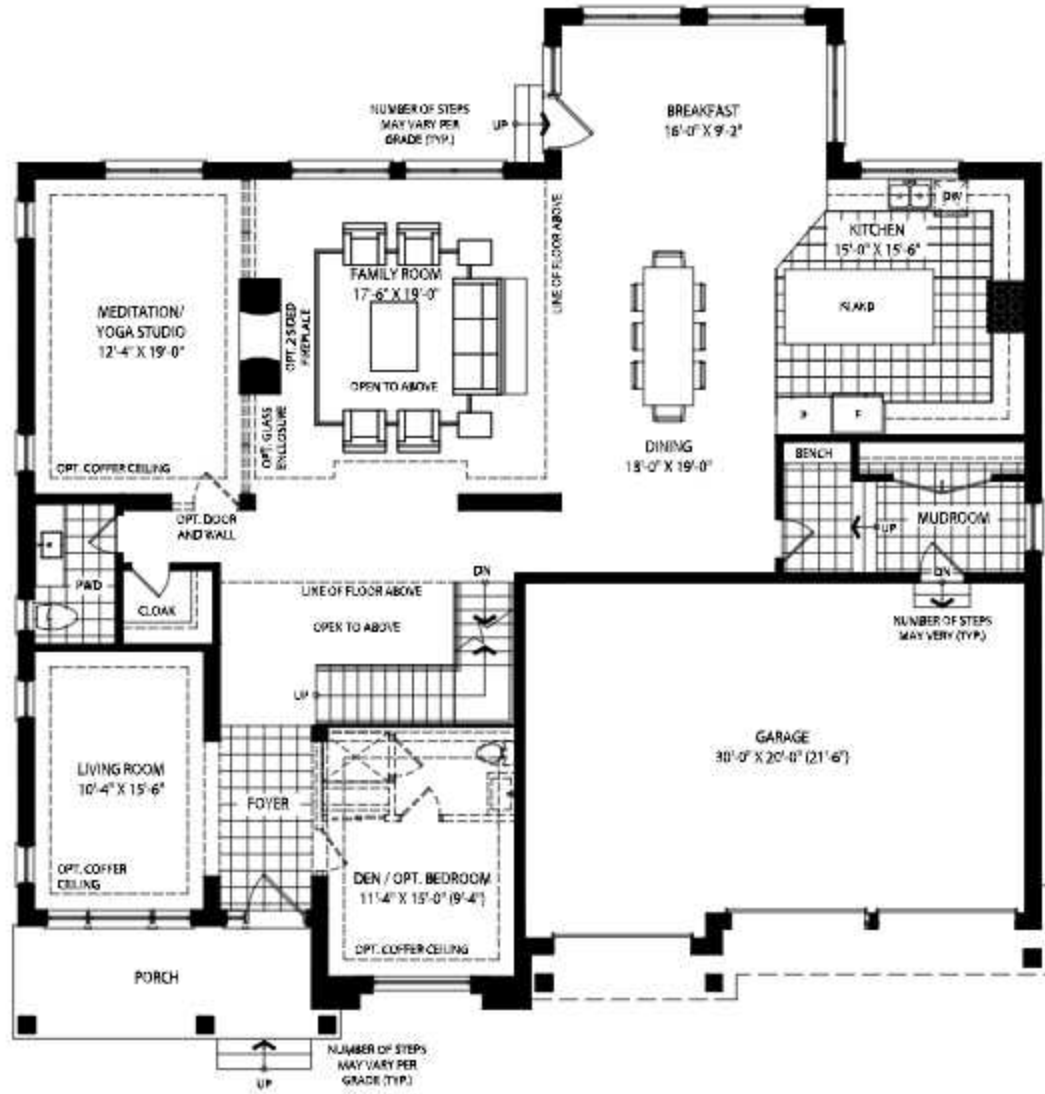


ELEV. A
5,500 SQ. FT. – 5 BEDROOMS / 4 BATHS, 1 POWDER



ELEV. A2
5,500 SQ. FT. – 5 BEDROOMS / 4 BATHS, 1 POWDER

HARMONY (7001)



GROUND LEVEL



SECOND LEVEL

KYLEMORE
LIVE. WELLNESS.

All dimensions, materials, specifications and drawings are approximate. Plans & Elevations may be mirror image. Window sizes may vary. Actual usable floor space may vary from the stated floor area square footage includes open to above area. Exterior elevations are an artist concept, not to scale and may vary from finished community. Furniture placement is intended as a guide and not included as part of the purchase. Figures, materials and terms subject to change at any time with the sole discretion of the Vendor. E. & O. E. May 2023.

ANGUS GLEN™

SOUTH VILLAGE

HARMONY (7001)

7000 SINGLES

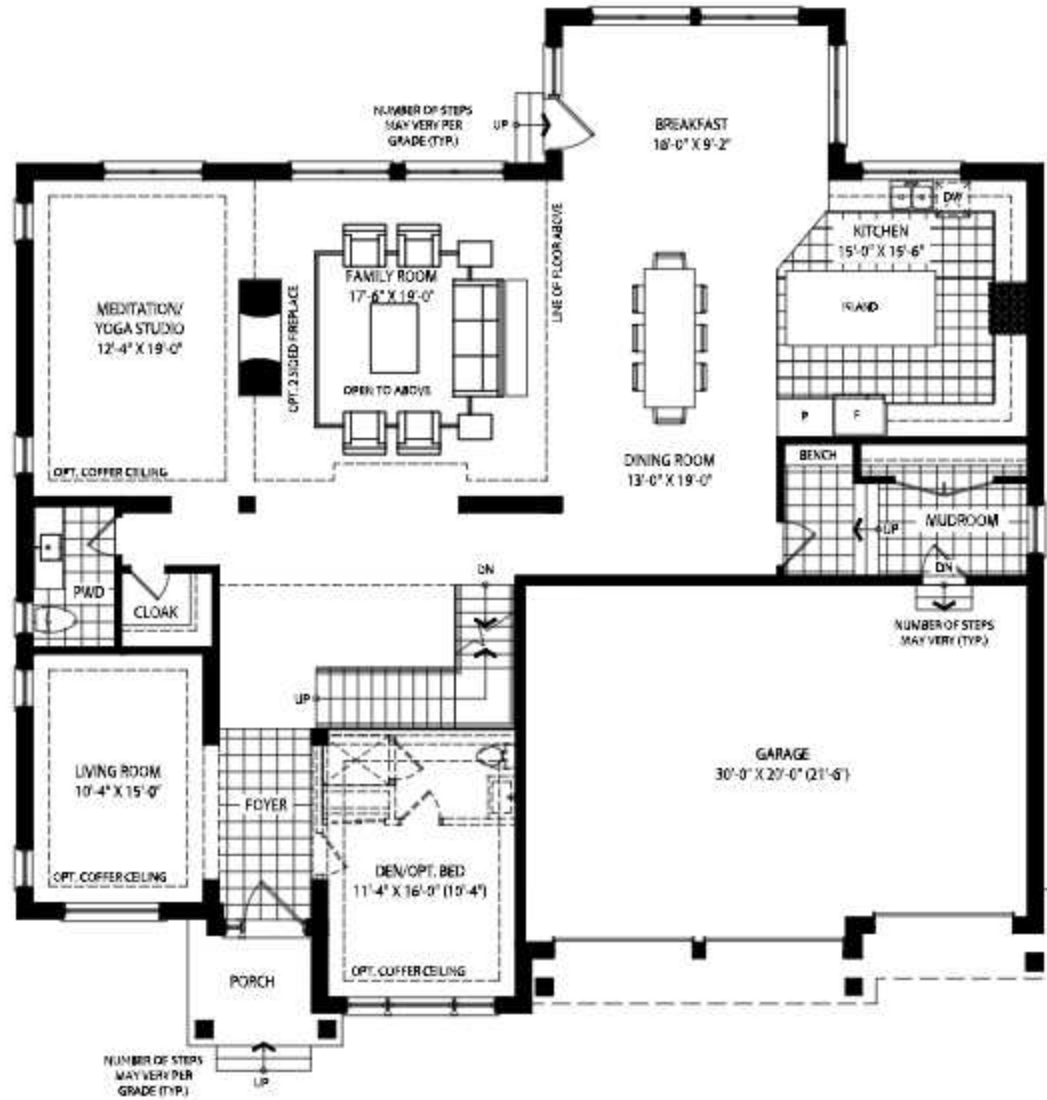


ELEV. B
5,490 SQ. FT. – 5 BEDROOMS / 4 BATHS, 1 POWDER



ELEV. B2
5,490 SQ. FT. – 5 BEDROOMS / 4 BATHS, 1 POWDER

HARMONY (7001)



GROUND LEVEL



SECOND LEVEL

KYLEMORE
LIVE. WELLNESS.

All dimensions, materials, specifications and drawings are approximate. Plans & Elevations may be mirror image. Window sizes may vary. Actual usable floor space may vary from the stated floor area square footage includes open to above area. Exterior elevations are an artist concept, not to scale and may vary from finished community. Furniture placement is intended as a guide and not included as part of the purchase. Figures, materials and terms subject to change at any time with the sole discretion of the Vendor. E. & O. E. May 2023.

ANGUS GLEN™

SOUTH VILLAGE

HARMONY (7001)

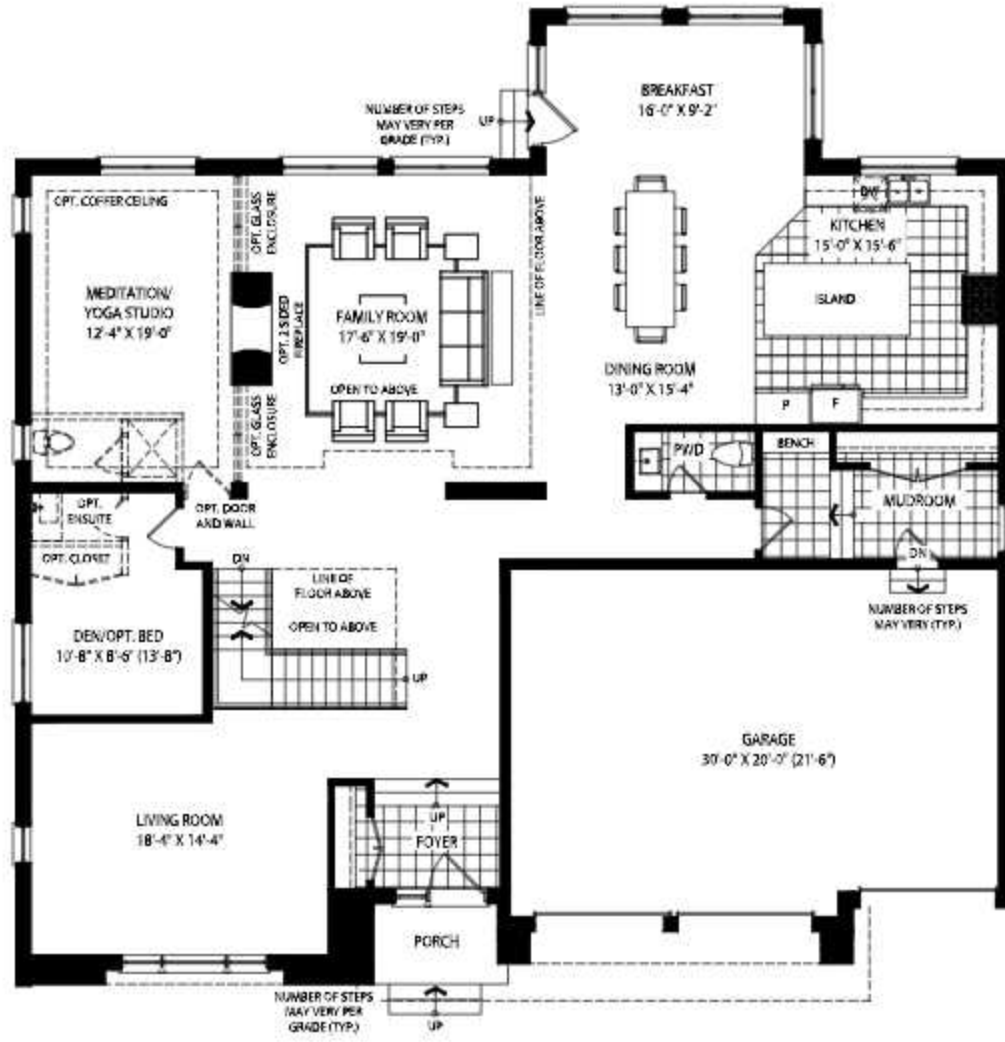
7000 SINGLES



ELEV. C

5,590 SQ. FT. – 5 BEDROOMS / 4 BATHS, 1 POWDER

HARMONY (7001)



GROUND LEVEL



SECOND LEVEL

KYLEMORE
LIVE. WELLNESS.

All dimensions, materials, specifications and drawings are approximate. Plans & Elevations may be mirror image. Window sizes may vary. Actual usable floor space may vary from the stated floor area square footage includes open to above area. Exterior elevations are an artist concept, not to scale and may vary from finished community. Furniture placement is intended as a guide and not included as part of the purchase. Figures, materials and terms subject to change at any time with the sole discretion of the Vendor. E. & O. E. May 2023.

ANGUS GLEN™

SOUTH VILLAGE

TRANQUILITY (7002)

7000 SINGLES

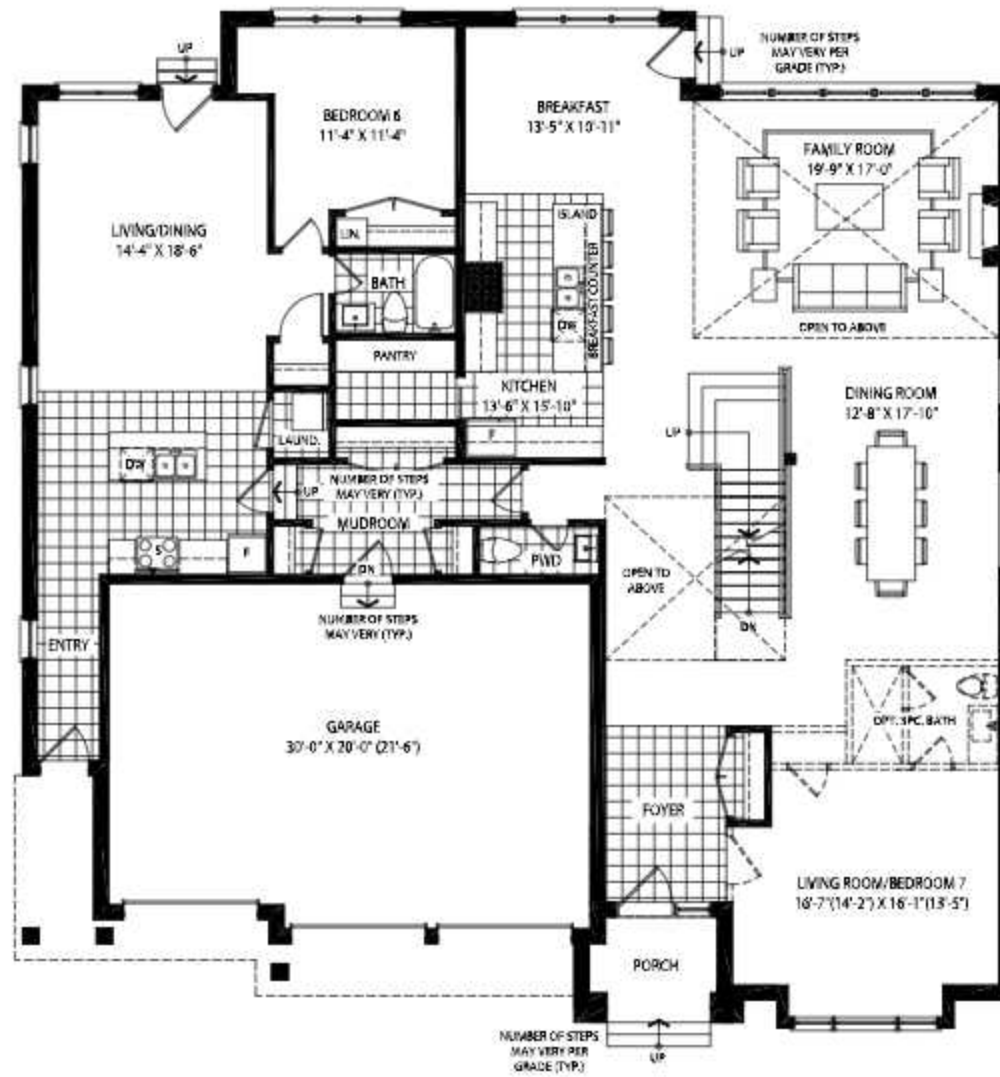


ELEV. A
6,010 SQ. FT. – 5 BEDROOMS / 4 BATHS, 1 POWDER



ELEV. A2
6,010 SQ. FT. – 5 BEDROOMS / 4 BATHS, 1 POWDER

TRANQUILITY (7002)



GROUND LEVEL



SECOND LEVEL

KYLEMORE
LIVE. WELLNESS.

All dimensions, materials, specifications and drawings are approximate. Plans & Elevations may be mirror image. Window sizes may vary. Actual usable floor space may vary from the stated floor area square footage includes open to above area. Exterior elevations are an artist concept, not to scale and may vary from finished community. Furniture placement is intended as a guide and not included as part of the purchase. Figures, materials and terms subject to change at any time with the sole discretion of the Vendor. E. & O. E. May 2023.