



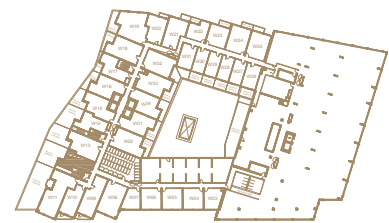
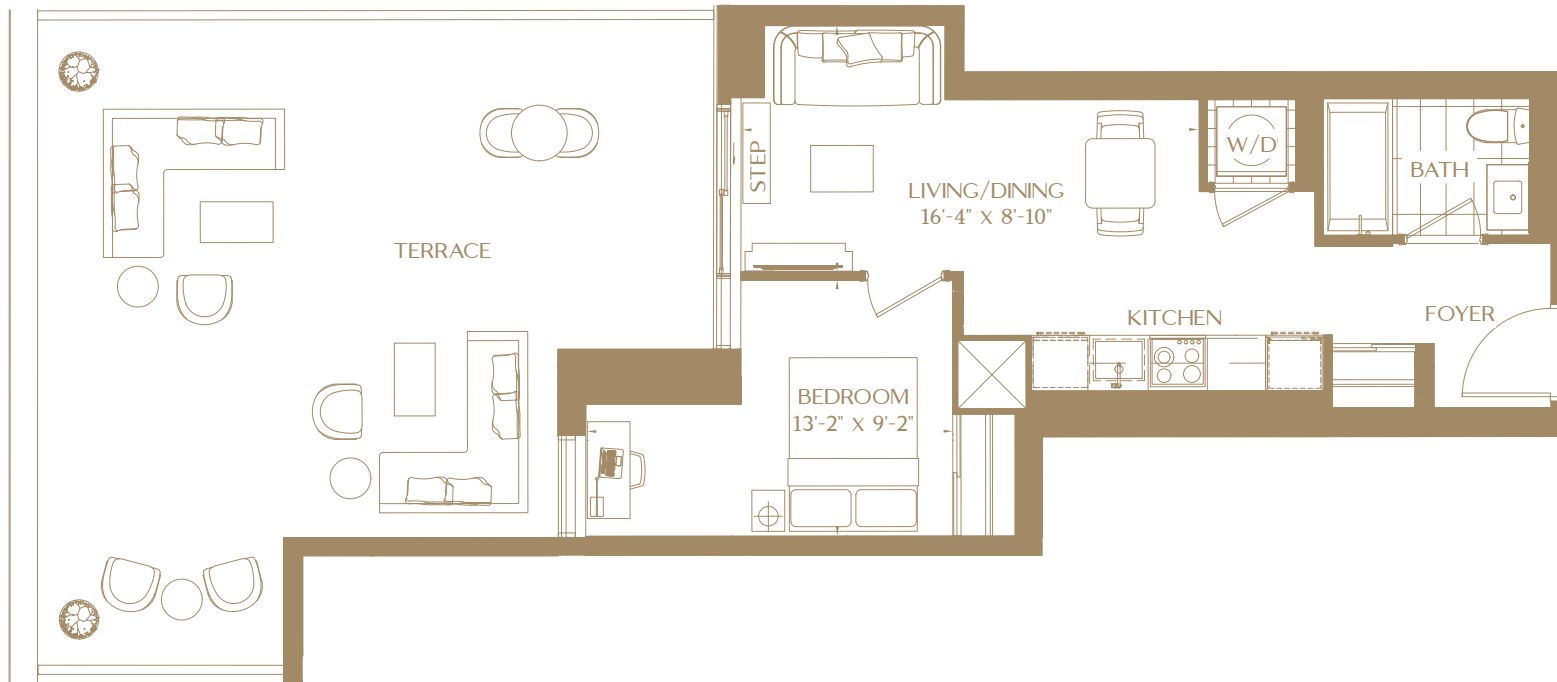
YONGE CITY SQUARE
RESIDENCES

THE PARK TOWER COLLECTION



ATOP THE TALLEST TOWER,
ADMIRE BREATHTAKING VIEWS.

THE PARK TOWER COLLECTION
MODEL 1B-19-1
 1 BED / 1 BATH
 505 SQ FT (PLUS 536 SQ FT TERRACE)

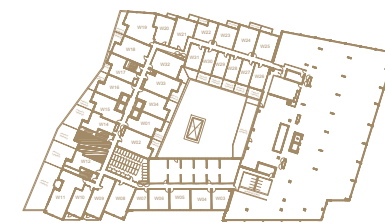
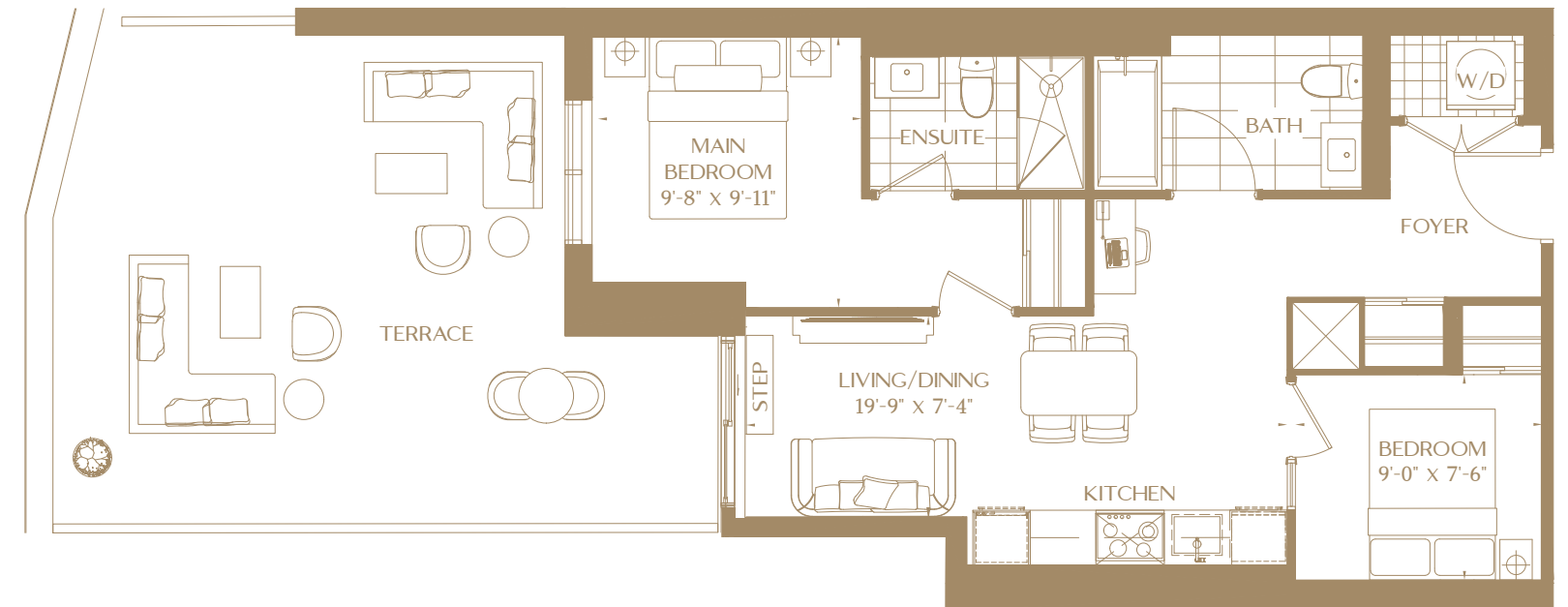


FLOOR 2



ALL PRICES, FIGURES, SIZES, SPECIFICATIONS AND INFORMATION ARE SUBJECT TO CHANGE WITHOUT NOTICE. ALL AREAS AND STATED DIMENSIONS ARE APPROXIMATE. ACTUAL USABLE FLOOR SPACE, LIVING AREA AND SQUARE FOOTAGE MAY VARY FROM STATED FLOOR AREA. ALL ILLUSTRATIONS ARE ARTIST'S CONCEPT ONLY. THE UNIT SHOWN MAY BE THE REVERSE OF THE UNIT PURCHASED. THE PURCHASE PRICE DOES NOT INCLUDE ANY FURNITURE. E. & O.E. DECEMBER 2022.

THE PARK TOWER COLLECTION
MODEL 2B-11-1
 2 BED / 2 BATH
 701 SQ FT (PLUS 408 SQ FT TERRACE)

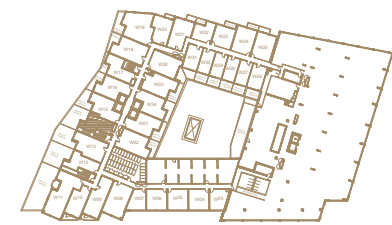
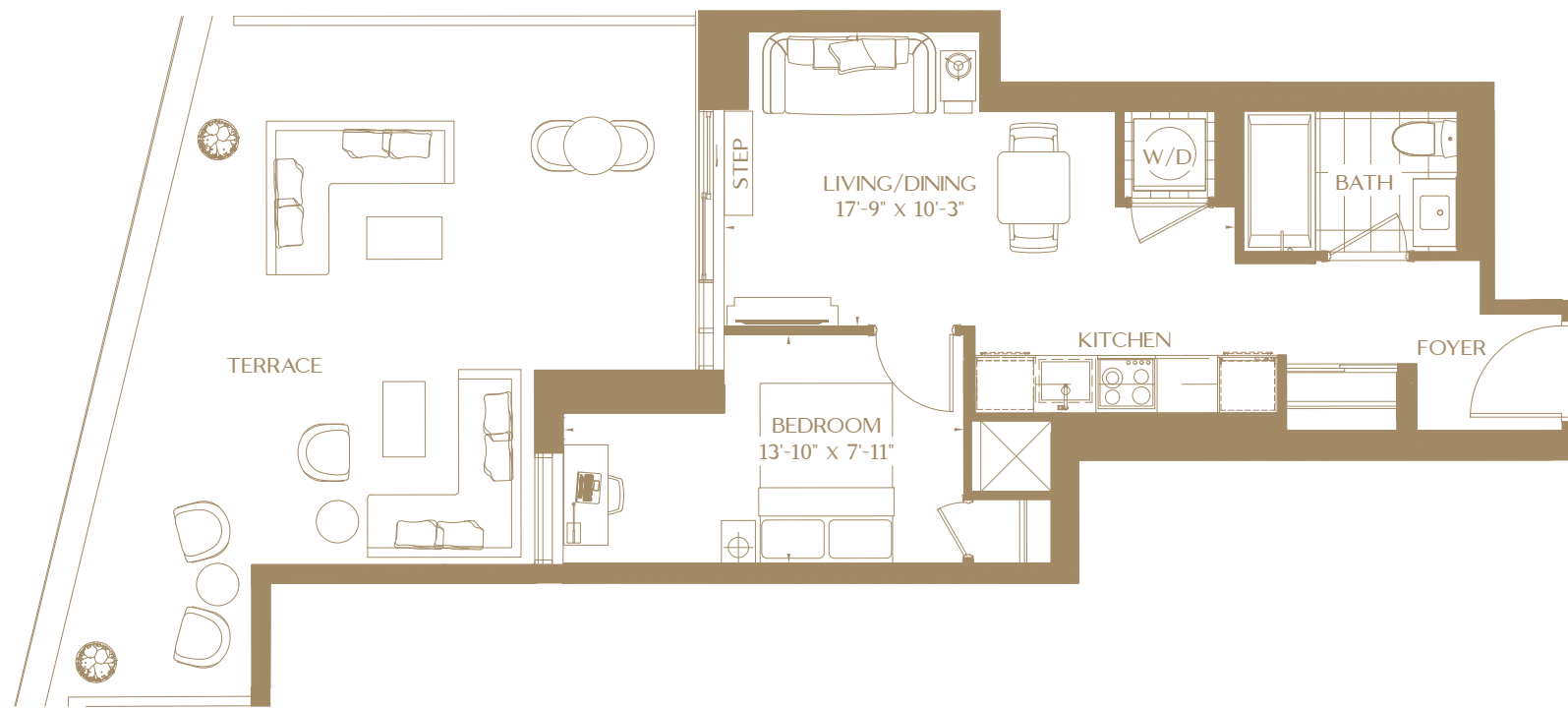


FLOOR 2



ALL PRICES, FIGURES, SIZES, SPECIFICATIONS AND INFORMATION ARE SUBJECT TO CHANGE WITHOUT NOTICE. ALL AREAS AND STATED DIMENSIONS ARE APPROXIMATE. ACTUAL USABLE FLOOR SPACE, LIVING AREA AND SQUARE FOOTAGE MAY VARY FROM STATED FLOOR AREA. ALL ILLUSTRATIONS ARE ARTIST'S CONCEPT ONLY. THE UNIT SHOWN MAY BE THE REVERSE OF THE UNIT PURCHASED. THE PURCHASE PRICE DOES NOT INCLUDE ANY FURNITURE. E. & O.E. DECEMBER 2022.

THE PARK TOWER COLLECTION
MODEL 1B-22-1
 1 BED / 1 BATH
 487 SQ FT (PLUS 432 SQ FT TERRACE)

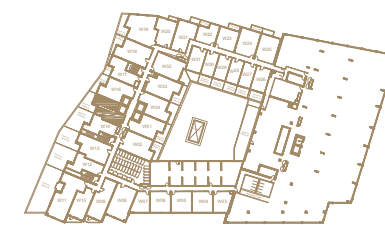
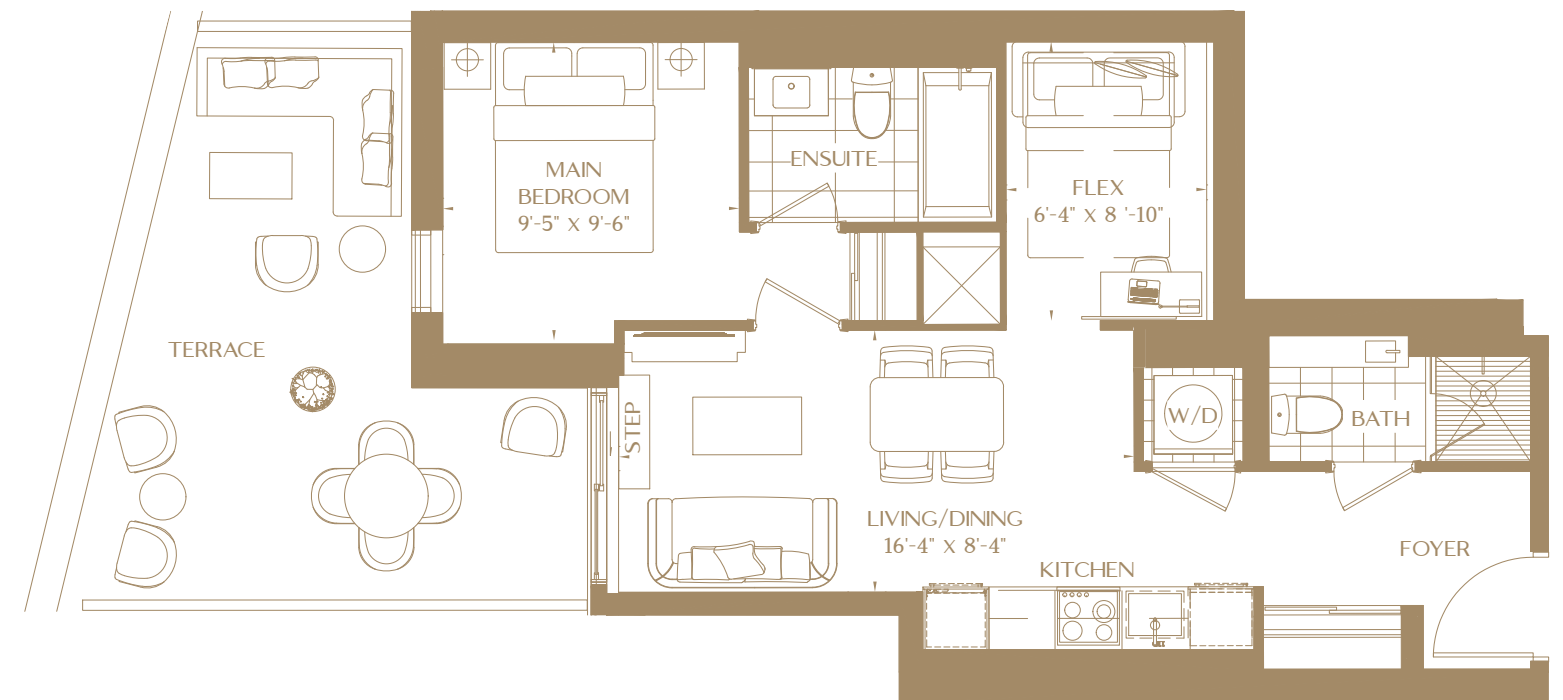


FLOOR 2



ALL PRICES, FIGURES, SIZES, SPECIFICATIONS AND INFORMATION ARE SUBJECT TO CHANGE WITHOUT NOTICE. ALL AREAS AND STATED DIMENSIONS ARE APPROXIMATE. ACTUAL USABLE FLOOR SPACE, LIVING AREA AND SQUARE FOOTAGE MAY VARY FROM STATED FLOOR AREA. ALL ILLUSTRATIONS ARE ARTIST'S CONCEPT ONLY. THE UNIT SHOWN MAY BE THE REVERSE OF THE UNIT PURCHASED. THE PURCHASE PRICE DOES NOT INCLUDE ANY FURNITURE. E. & O.E. DECEMBER 2022.

THE PARK TOWER COLLECTION
MODEL 1B-21-1
 1 BED + FLEX / 2 BATH
 595 SQ FT (PLUS 233 SQ FT TERRACE)

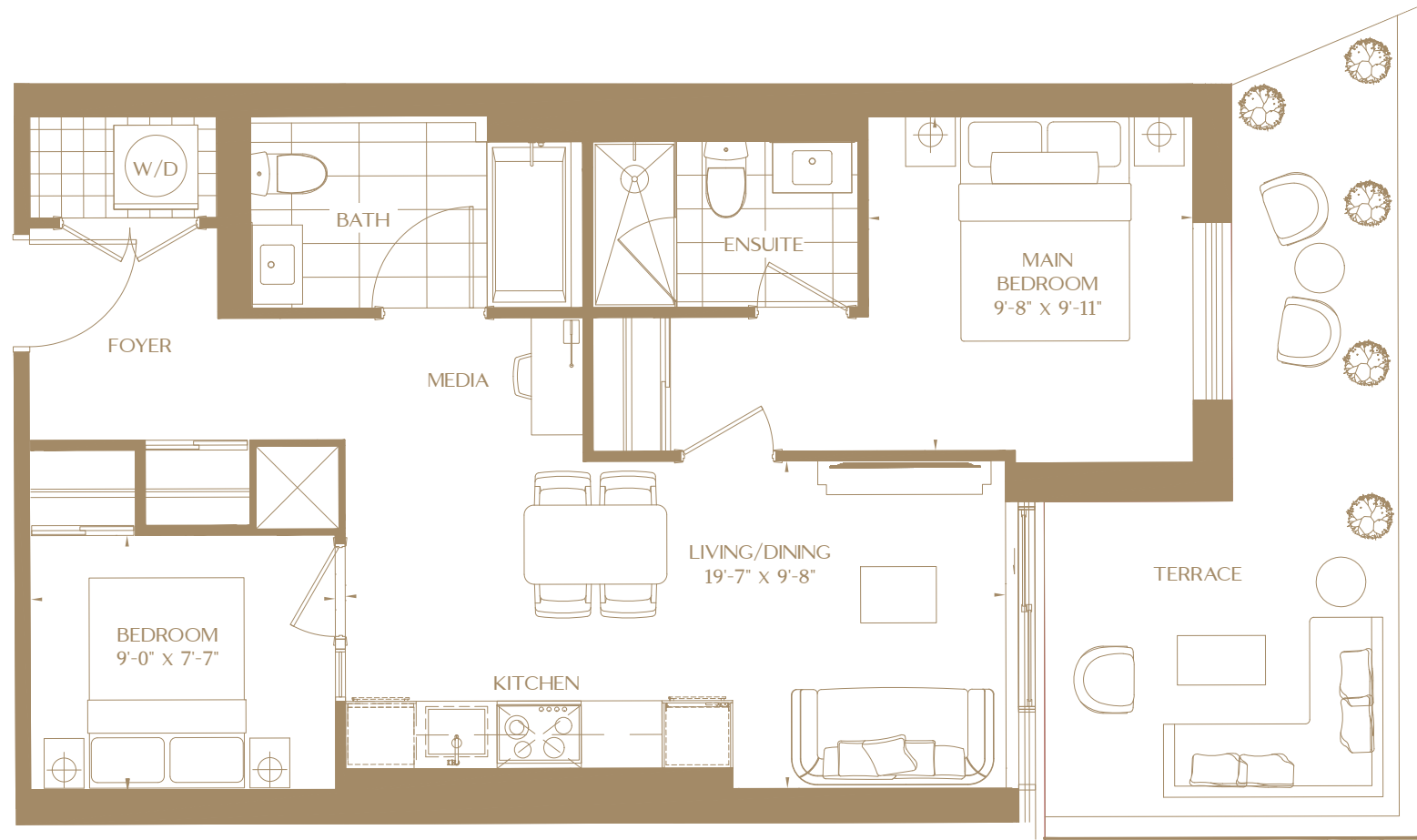


FLOOR 2



ALL PRICES, FIGURES, SIZES, SPECIFICATIONS AND INFORMATION ARE SUBJECT TO CHANGE WITHOUT NOTICE. ALL AREAS AND STATED DIMENSIONS ARE APPROXIMATE. ACTUAL USABLE FLOOR SPACE, LIVING AREA AND SQUARE FOOTAGE MAY VARY FROM STATED FLOOR AREA. ALL ILLUSTRATIONS ARE ARTIST'S CONCEPT ONLY. THE UNIT SHOWN MAY BE THE REVERSE OF THE UNIT PURCHASED. THE PURCHASE PRICE DOES NOT INCLUDE ANY FURNITURE. E. & O.E. DECEMBER 2022.

THE PARK TOWER COLLECTION
MODEL 2M-1-1
 2 BED + MEDIA / 2 BATH
 703 SQ FT (PLUS 203 SQ FT TERRACE)

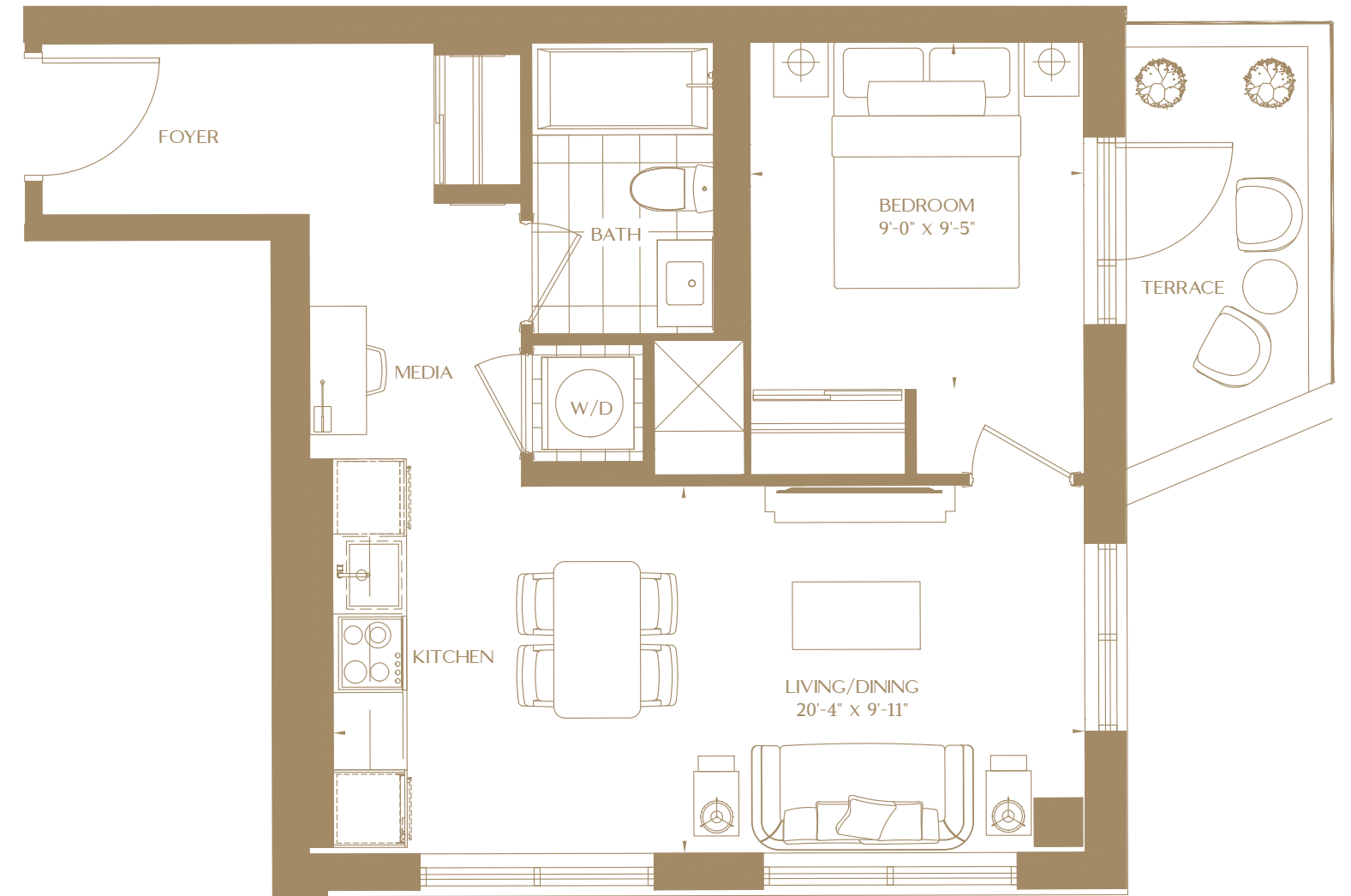


FLOOR 5



ALL PRICES, FIGURES, SIZES, SPECIFICATIONS AND INFORMATION ARE SUBJECT TO CHANGE WITHOUT NOTICE. ALL AREAS AND STATED DIMENSIONS ARE APPROXIMATE. ACTUAL USABLE FLOOR SPACE, LIVING AREA AND SQUARE FOOTAGE MAY VARY FROM STATED FLOOR AREA. ALL ILLUSTRATIONS ARE ARTIST'S CONCEPT ONLY. THE UNIT SHOWN MAY BE THE REVERSE OF THE UNIT PURCHASED. THE PURCHASE PRICE DOES NOT INCLUDE ANY FURNITURE. E. & O.E. DECEMBER 2022.

THE PARK TOWER COLLECTION
MODEL 1B-21
 1 BED + MEDIA / 1 BATH
 586 SQ FT (PLUS 70 SQ FT TERRACE)

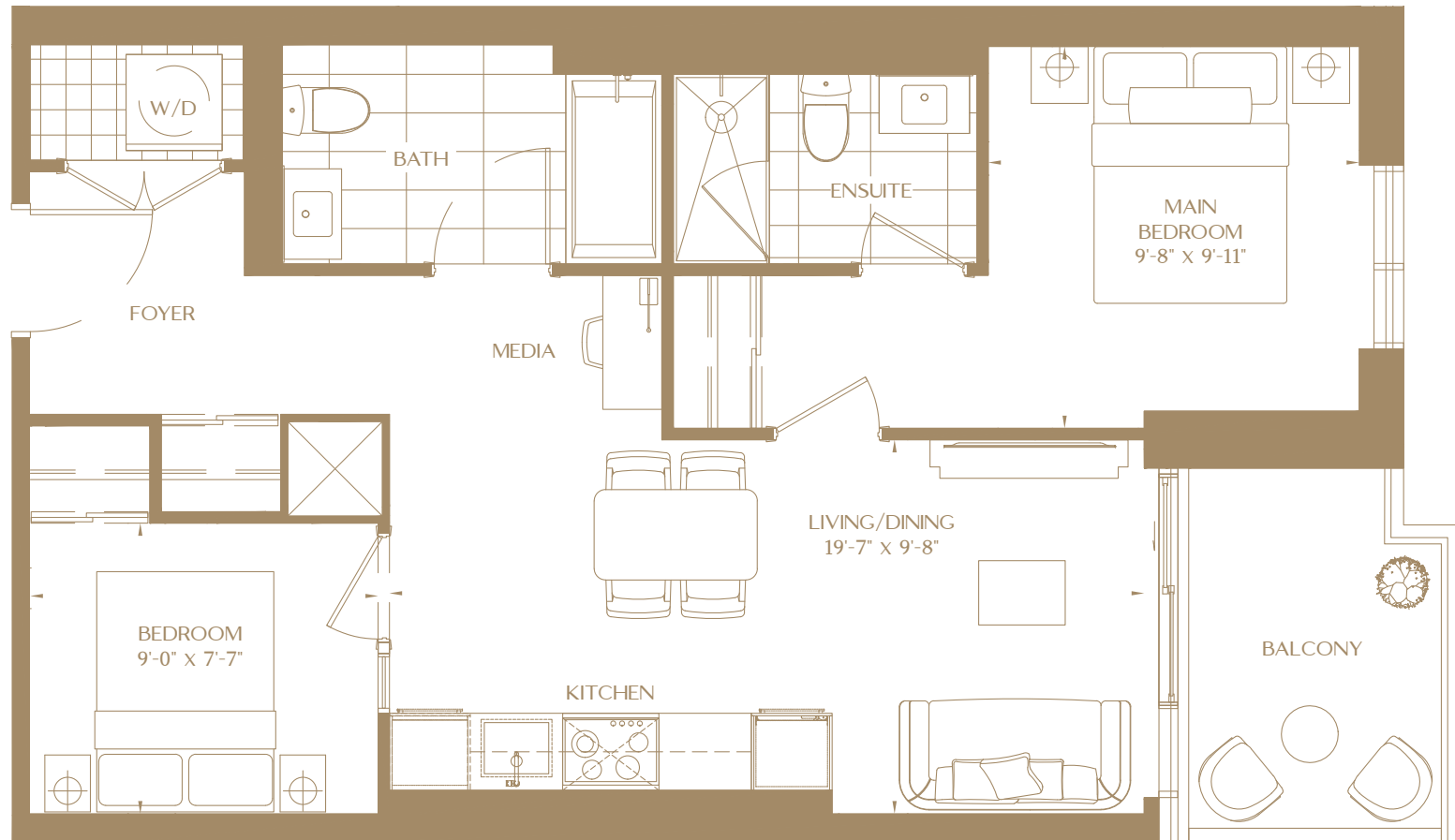


FLOOR 5



ALL PRICES, FIGURES, SIZES, SPECIFICATIONS AND INFORMATION ARE SUBJECT TO CHANGE WITHOUT NOTICE. ALL AREAS AND STATED DIMENSIONS ARE APPROXIMATE. ACTUAL USABLE FLOOR SPACE, LIVING AREA AND SQUARE FOOTAGE MAY VARY FROM STATED FLOOR AREA. ALL ILLUSTRATIONS ARE ARTIST'S CONCEPT ONLY. THE UNIT SHOWN MAY BE THE REVERSE OF THE UNIT PURCHASED. THE PURCHASE PRICE DOES NOT INCLUDE ANY FURNITURE. E. & O.E. DECEMBER 2022.

THE PARK TOWER COLLECTION
MODEL 2M-1
 2 BED + MEDIA / 2 BATH
 703 SQ FT (PLUS 60 SQ FT BALCONY)

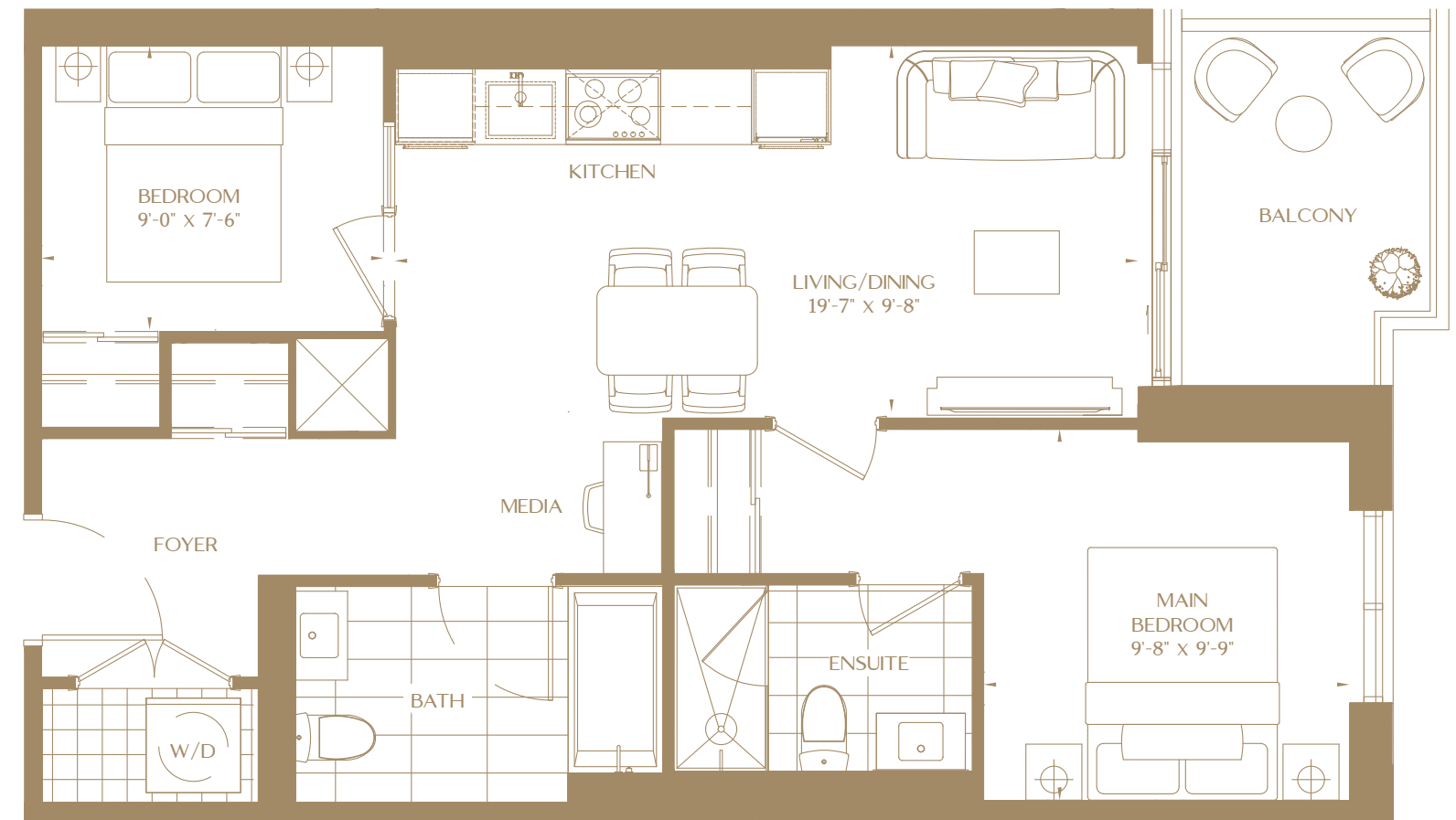


FLOORS 6-8



ALL PRICES, FIGURES, SIZES, SPECIFICATIONS AND INFORMATION ARE SUBJECT TO CHANGE WITHOUT NOTICE. ALL AREAS AND STATED DIMENSIONS ARE APPROXIMATE. ACTUAL USABLE FLOOR SPACE, LIVING AREA AND SQUARE FOOTAGE MAY VARY FROM STATED FLOOR AREA. ALL ILLUSTRATIONS ARE ARTIST'S CONCEPT ONLY. THE UNIT SHOWN MAY BE THE REVERSE OF THE UNIT PURCHASED. THE PURCHASE PRICE DOES NOT INCLUDE ANY FURNITURE. E. & O.E. DECEMBER 2022.

THE PARK TOWER COLLECTION
MODEL 2M-8
 2 BED + MEDIA / 2 BATH
 706 SQ FT (PLUS 61 SQ FT BALCONY)



FLOORS 6-8

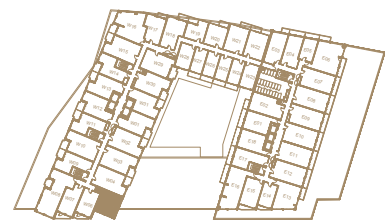
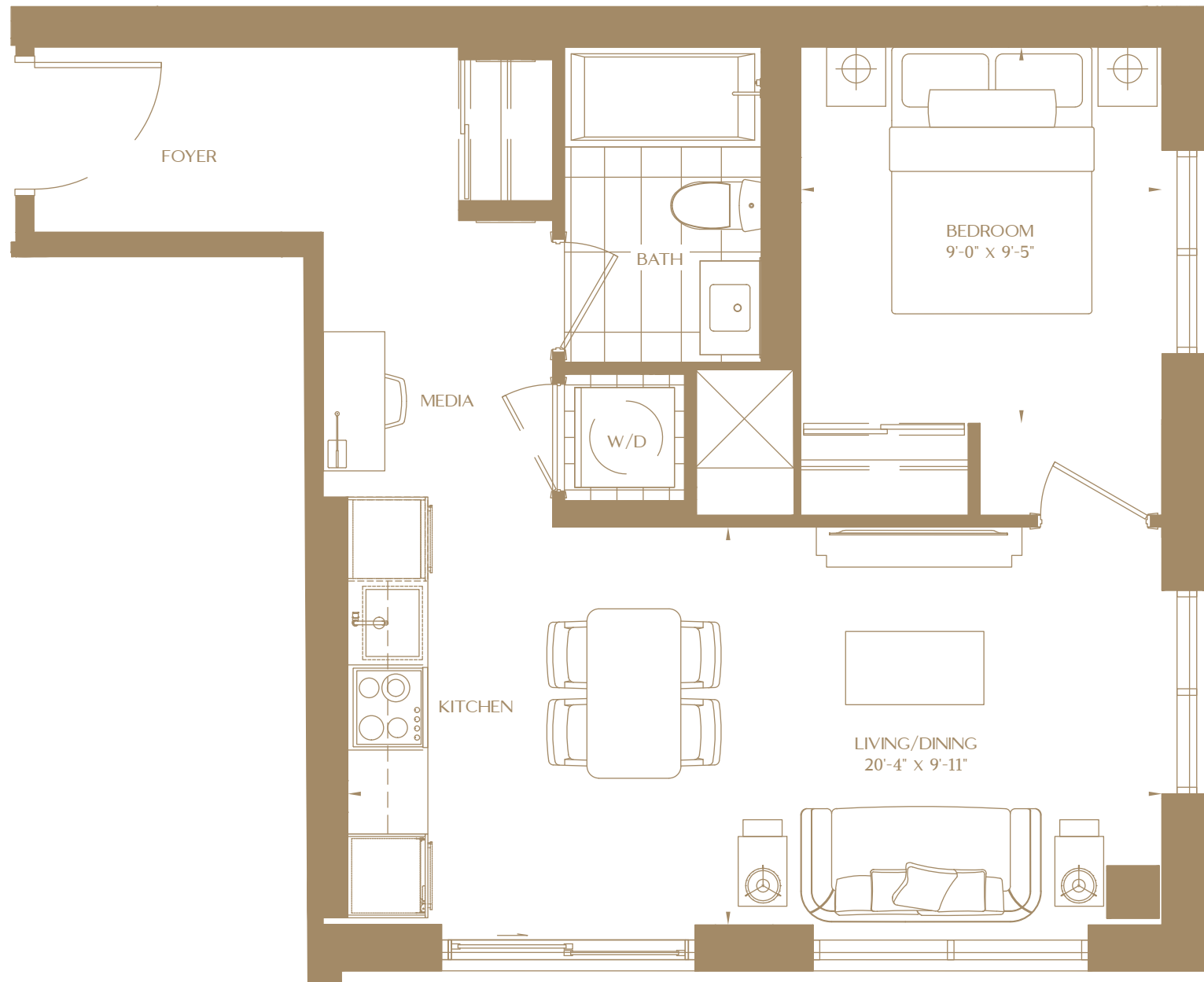


ALL PRICES, FIGURES, SIZES, SPECIFICATIONS AND INFORMATION ARE SUBJECT TO CHANGE WITHOUT NOTICE. ALL AREAS AND STATED DIMENSIONS ARE APPROXIMATE. ACTUAL USABLE FLOOR SPACE, LIVING AREA AND SQUARE FOOTAGE MAY VARY FROM STATED FLOOR AREA. ALL ILLUSTRATIONS ARE ARTIST'S CONCEPT ONLY. THE UNIT SHOWN MAY BE THE REVERSE OF THE UNIT PURCHASED. THE PURCHASE PRICE DOES NOT INCLUDE ANY FURNITURE. E. & O.E. DECEMBER 2022.

MODEL 1B-21

1 BED + MEDIA / 1 BATH

574 SQ FT



FLOORS 6-8

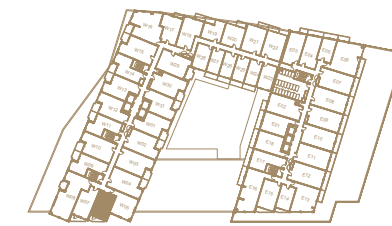
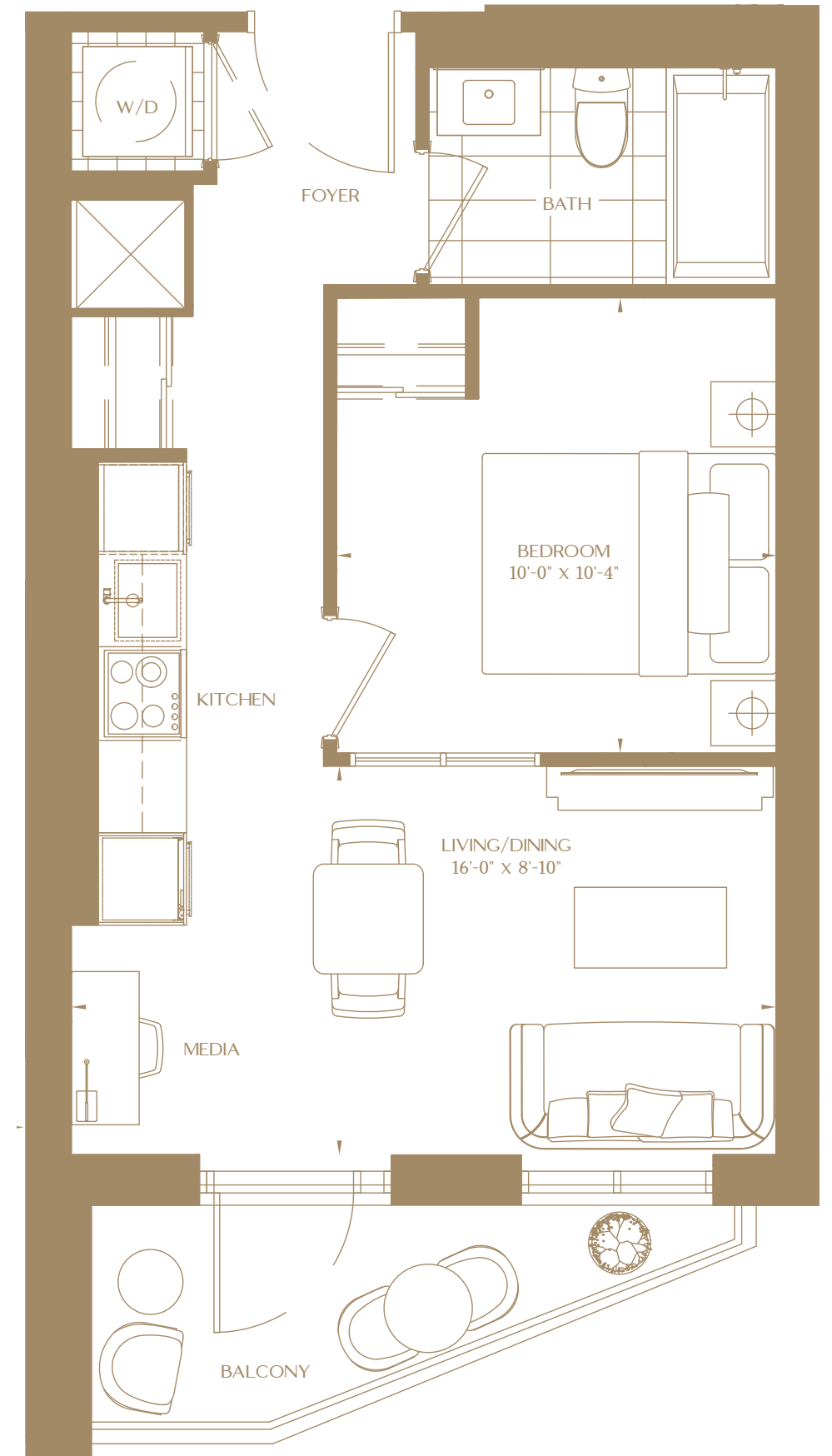


ALL PRICES, FIGURES, SIZES, SPECIFICATIONS AND INFORMATION ARE SUBJECT TO CHANGE WITHOUT NOTICE. ALL AREAS AND STATED DIMENSIONS ARE APPROXIMATE. ACTUAL USABLE FLOOR SPACE, LIVING AREA AND SQUARE FOOTAGE MAY VARY FROM STATED FLOOR AREA. ALL ILLUSTRATIONS ARE ARTIST'S CONCEPT ONLY. THE UNIT SHOWN MAY BE THE REVERSE OF THE UNIT PURCHASED. THE PURCHASE PRICE DOES NOT INCLUDE ANY FURNITURE. E. & O.E. DECEMBER 2022.

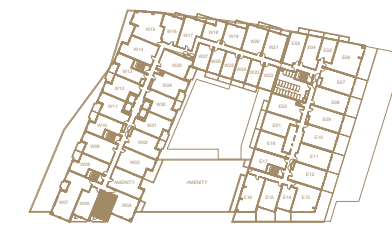
MODEL 1B-6

1 BED + MEDIA / 1 BATH

471 SQ FT (PLUS 52 SQ FT BALCONY)



FLOORS 6-8



FLOOR 5



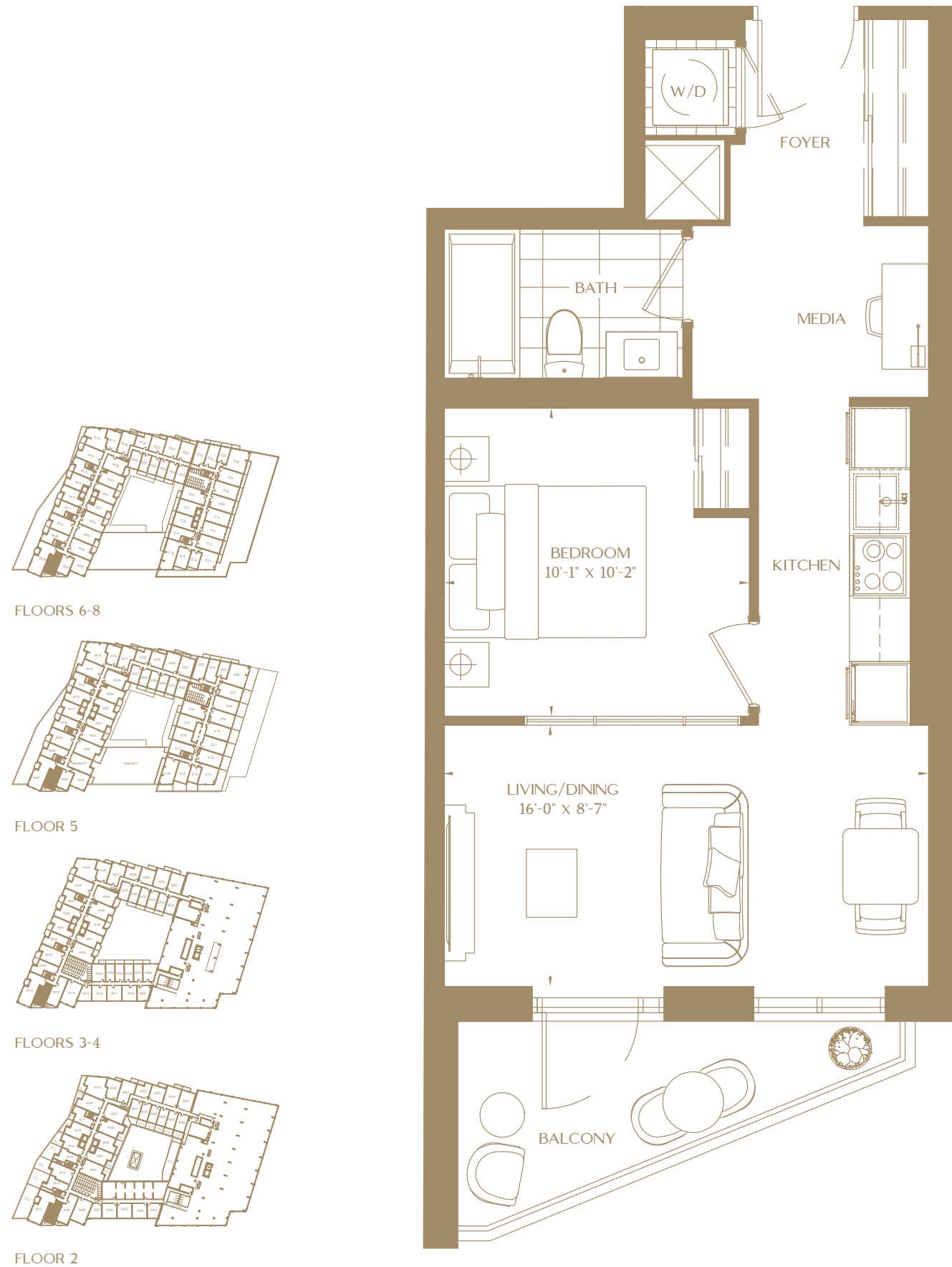
ALL PRICES, FIGURES, SIZES, SPECIFICATIONS AND INFORMATION ARE SUBJECT TO CHANGE WITHOUT NOTICE. ALL AREAS AND STATED DIMENSIONS ARE APPROXIMATE. ACTUAL USABLE FLOOR SPACE, LIVING AREA AND SQUARE FOOTAGE MAY VARY FROM STATED FLOOR AREA. ALL ILLUSTRATIONS ARE ARTIST'S CONCEPT ONLY. THE UNIT SHOWN MAY BE THE REVERSE OF THE UNIT PURCHASED. THE PURCHASE PRICE DOES NOT INCLUDE ANY FURNITURE. E. & O.E. DECEMBER 2022.

THE PARK TOWER COLLECTION

MODEL 1B-14

1 BED + MEDIA / 1 BATH

531 SQ FT (PLUS 65 SQ FT BALCONY)



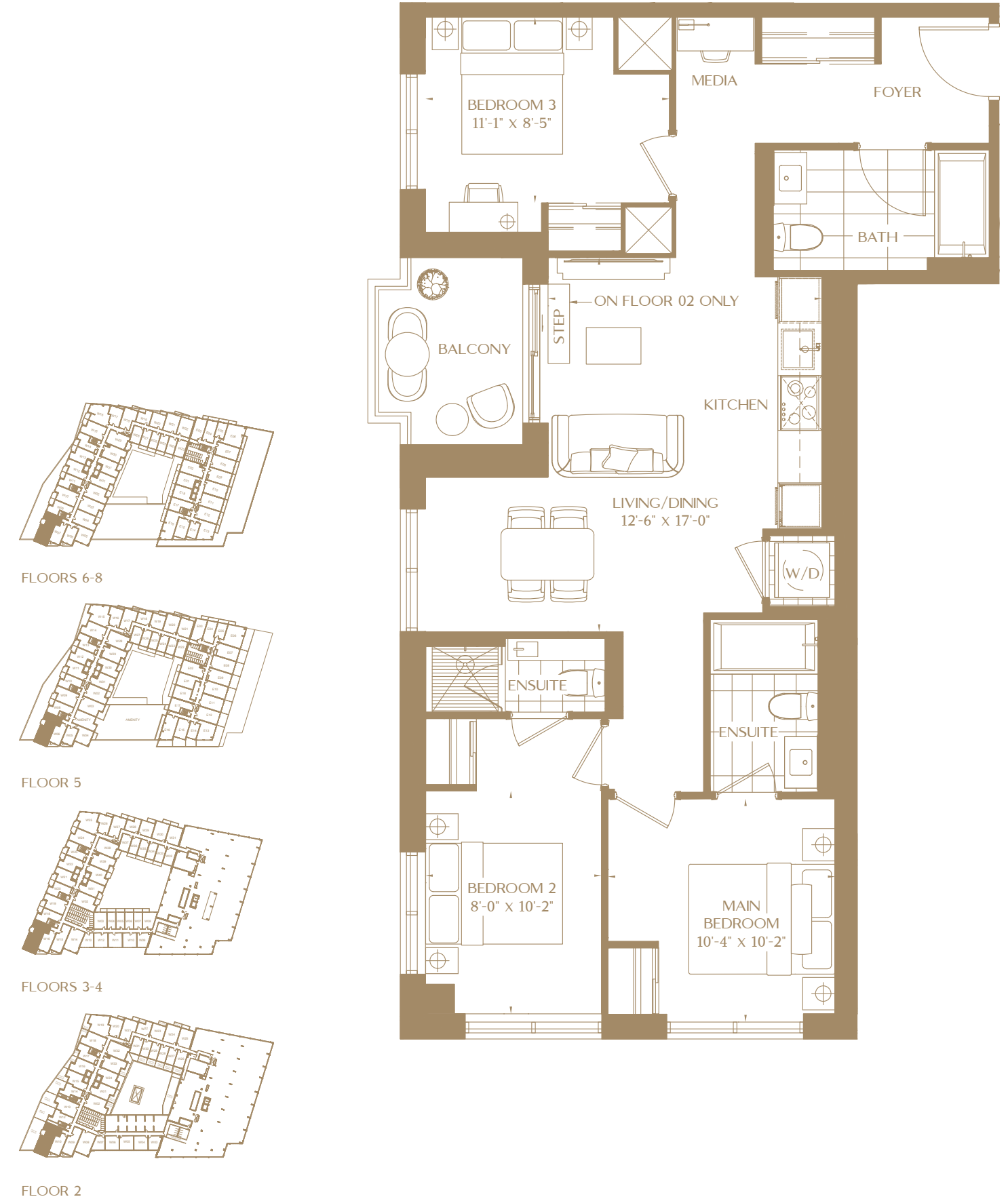
ALL PRICES, FIGURES, SIZES, SPECIFICATIONS AND INFORMATION ARE SUBJECT TO CHANGE WITHOUT NOTICE. ALL AREAS AND STATED DIMENSIONS ARE APPROXIMATE. ACTUAL USABLE FLOOR SPACE, LIVING AREA AND SQUARE FOOTAGE MAY VARY FROM STATED FLOOR AREA. ALL ILLUSTRATIONS ARE ARTIST'S CONCEPT ONLY. THE UNIT SHOWN MAY BE THE REVERSE OF THE UNIT PURCHASED. THE PURCHASE PRICE DOES NOT INCLUDE ANY FURNITURE. E. & O.E. DECEMBER 2022.

THE PARK TOWER COLLECTION

MODEL 3B-9

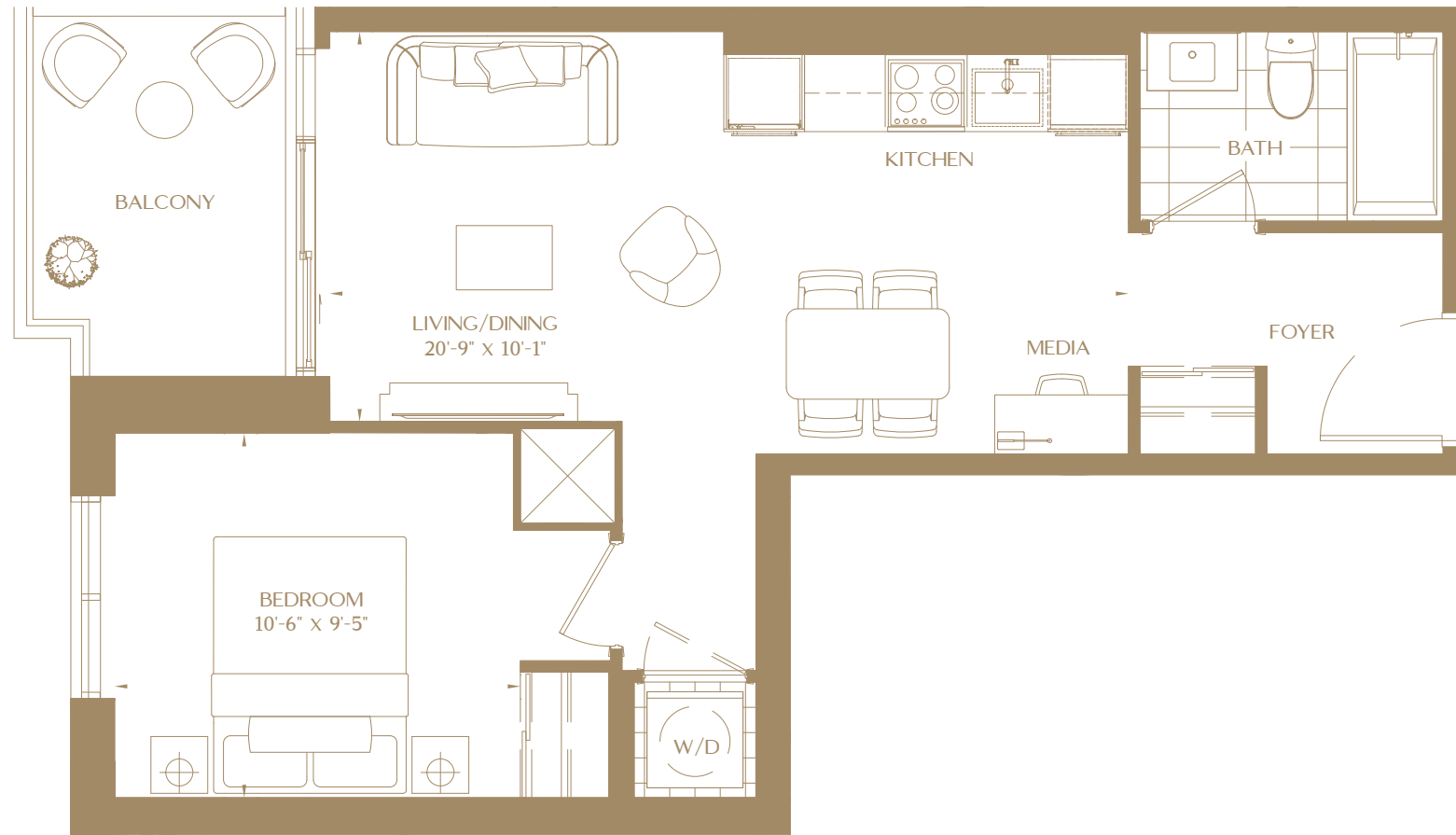
3 BED + MEDIA / 2 BATH

1,005 SQ FT (PLUS 50 SQ FT BALCONY / 1,041 SQ FT TERRACE)

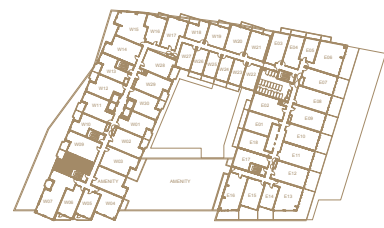


ALL PRICES, FIGURES, SIZES, SPECIFICATIONS AND INFORMATION ARE SUBJECT TO CHANGE WITHOUT NOTICE. ALL AREAS AND STATED DIMENSIONS ARE APPROXIMATE. ACTUAL USABLE FLOOR SPACE, LIVING AREA AND SQUARE FOOTAGE MAY VARY FROM STATED FLOOR AREA. ALL ILLUSTRATIONS ARE ARTIST'S CONCEPT ONLY. THE UNIT SHOWN MAY BE THE REVERSE OF THE UNIT PURCHASED. THE PURCHASE PRICE DOES NOT INCLUDE ANY FURNITURE. E. & O.E. DECEMBER 2022.

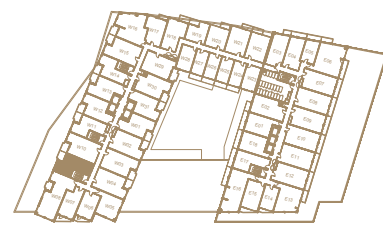
THE PARK TOWER COLLECTION
MODEL 1B-19
 1 BED + MEDIA / 1 BATH
 556 SQ FT (PLUS 61 SQ FT BALCONY)



FLOORS 3-4



FLOOR 5

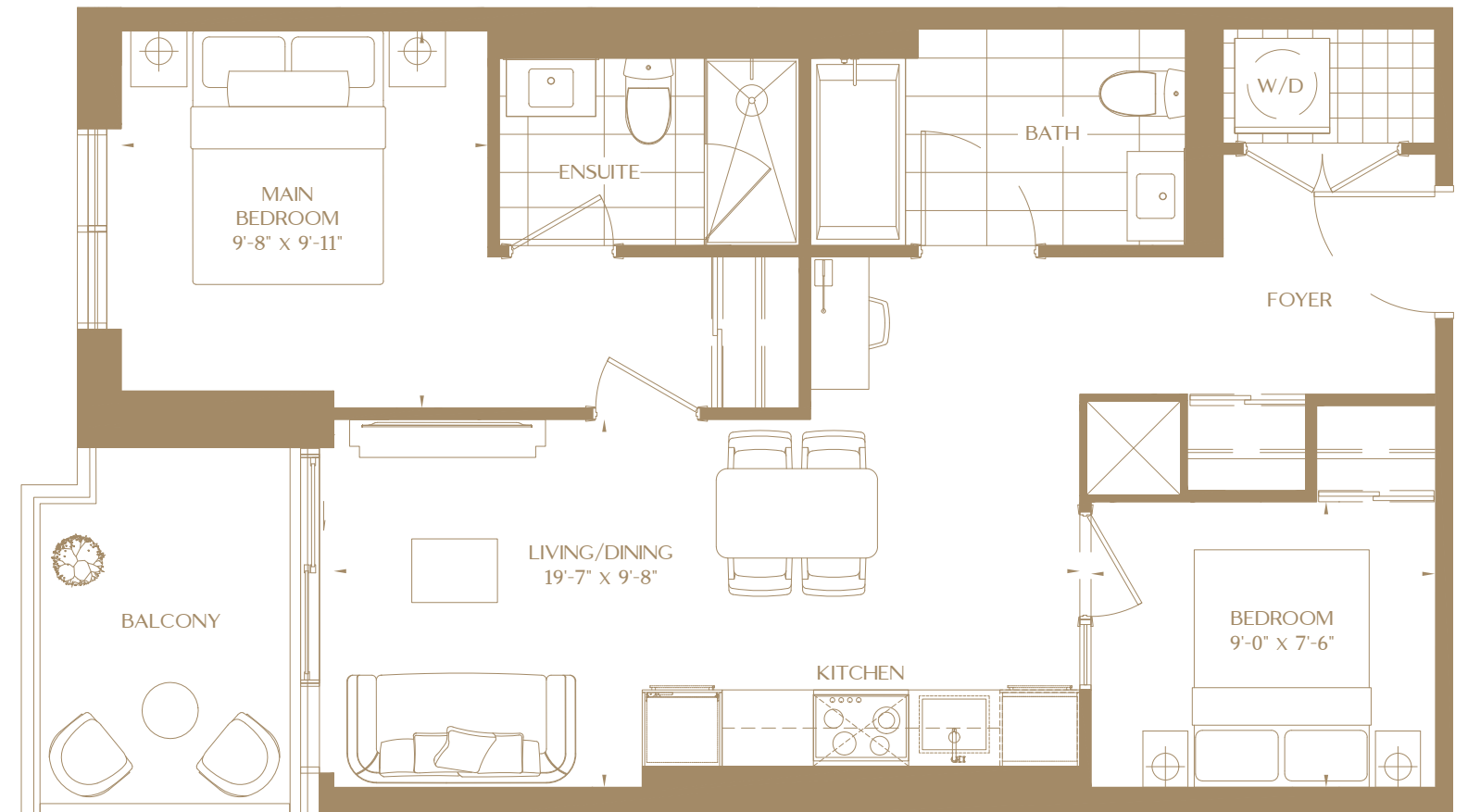


FLOORS 6-8

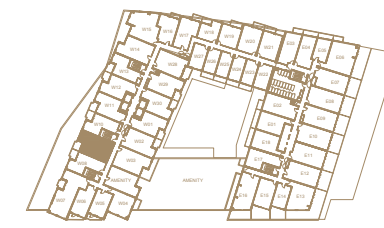


ALL PRICES, FIGURES, SIZES, SPECIFICATIONS AND INFORMATION ARE SUBJECT TO CHANGE WITHOUT NOTICE. ALL AREAS AND STATED DIMENSIONS ARE APPROXIMATE. ACTUAL USABLE FLOOR SPACE, LIVING AREA AND SQUARE FOOTAGE MAY VARY FROM STATED FLOOR AREA. ALL ILLUSTRATIONS ARE ARTIST'S CONCEPT ONLY. THE UNIT SHOWN MAY BE THE REVERSE OF THE UNIT PURCHASED. THE PURCHASE PRICE DOES NOT INCLUDE ANY FURNITURE. E. & O.E. DECEMBER 2022.

THE PARK TOWER COLLECTION
MODEL 2B-11
 2 BED / 2 BATH
 711 SQ FT (PLUS 60 SQ FT BALCONY)



FLOORS 3-4



FLOOR 5

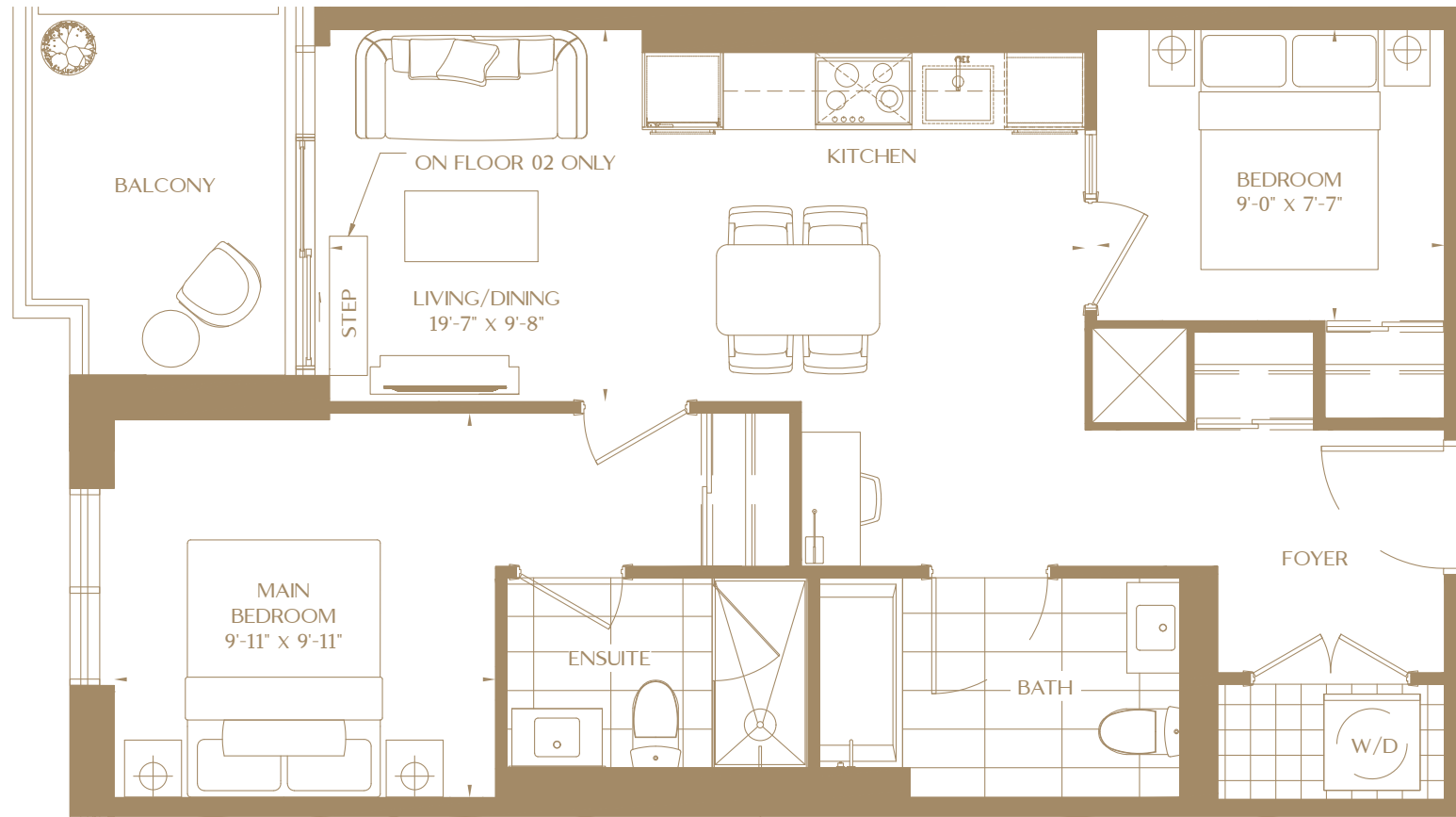


FLOORS 6-8



ALL PRICES, FIGURES, SIZES, SPECIFICATIONS AND INFORMATION ARE SUBJECT TO CHANGE WITHOUT NOTICE. ALL AREAS AND STATED DIMENSIONS ARE APPROXIMATE. ACTUAL USABLE FLOOR SPACE, LIVING AREA AND SQUARE FOOTAGE MAY VARY FROM STATED FLOOR AREA. ALL ILLUSTRATIONS ARE ARTIST'S CONCEPT ONLY. THE UNIT SHOWN MAY BE THE REVERSE OF THE UNIT PURCHASED. THE PURCHASE PRICE DOES NOT INCLUDE ANY FURNITURE. E. & O.E. DECEMBER 2022.

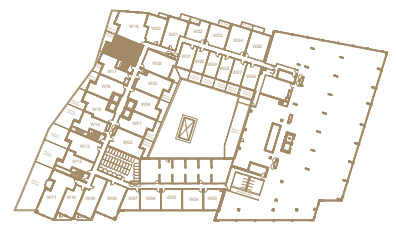
THE PARK TOWER COLLECTION
MODEL 2M-9
 2 BED / 2 BATH
 711 SQ FT (PLUS 60 SQ FT BALCONY)



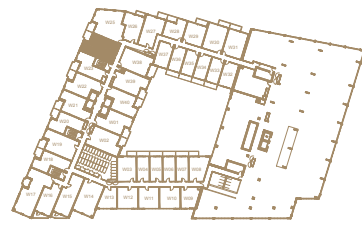
FLOORS 6-8



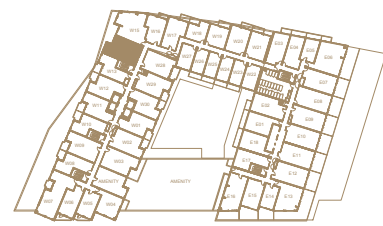
FLOOR 9



FLOOR 2



FLOORS 3-4



FLOOR 5



ALL PRICES, FIGURES, SIZES, SPECIFICATIONS AND INFORMATION ARE SUBJECT TO CHANGE WITHOUT NOTICE. ALL AREAS AND STATED DIMENSIONS ARE APPROXIMATE. ACTUAL USABLE FLOOR SPACE, LIVING AREA AND SQUARE FOOTAGE MAY VARY FROM STATED FLOOR AREA. ALL ILLUSTRATIONS ARE ARTIST'S CONCEPT ONLY. THE UNIT SHOWN MAY BE THE REVERSE OF THE UNIT PURCHASED. THE PURCHASE PRICE DOES NOT INCLUDE ANY FURNITURE. E. & O.E. DECEMBER 2022.

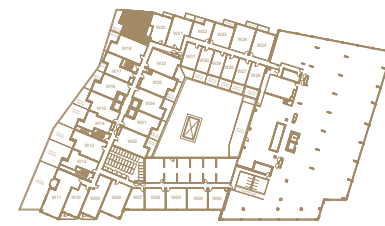
THE PARK TOWER COLLECTION
MODEL 3B-3
 3 BED / 2 BATH
 872 SQ FT (PLUS 62 SQ FT BALCONY FLOORS 3-9)
 (PLUS 215 SQ FT TERRACE FLOOR 2)



FLOORS 6-8



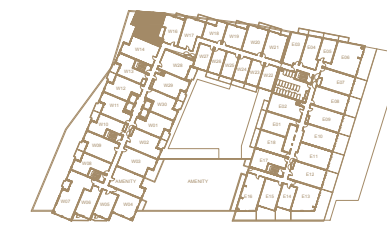
FLOOR 9



FLOOR 2



FLOORS 3-4



FLOOR 5



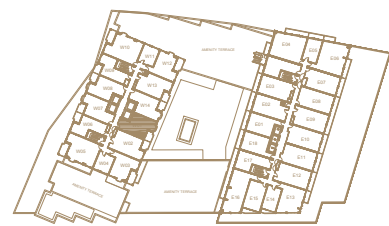
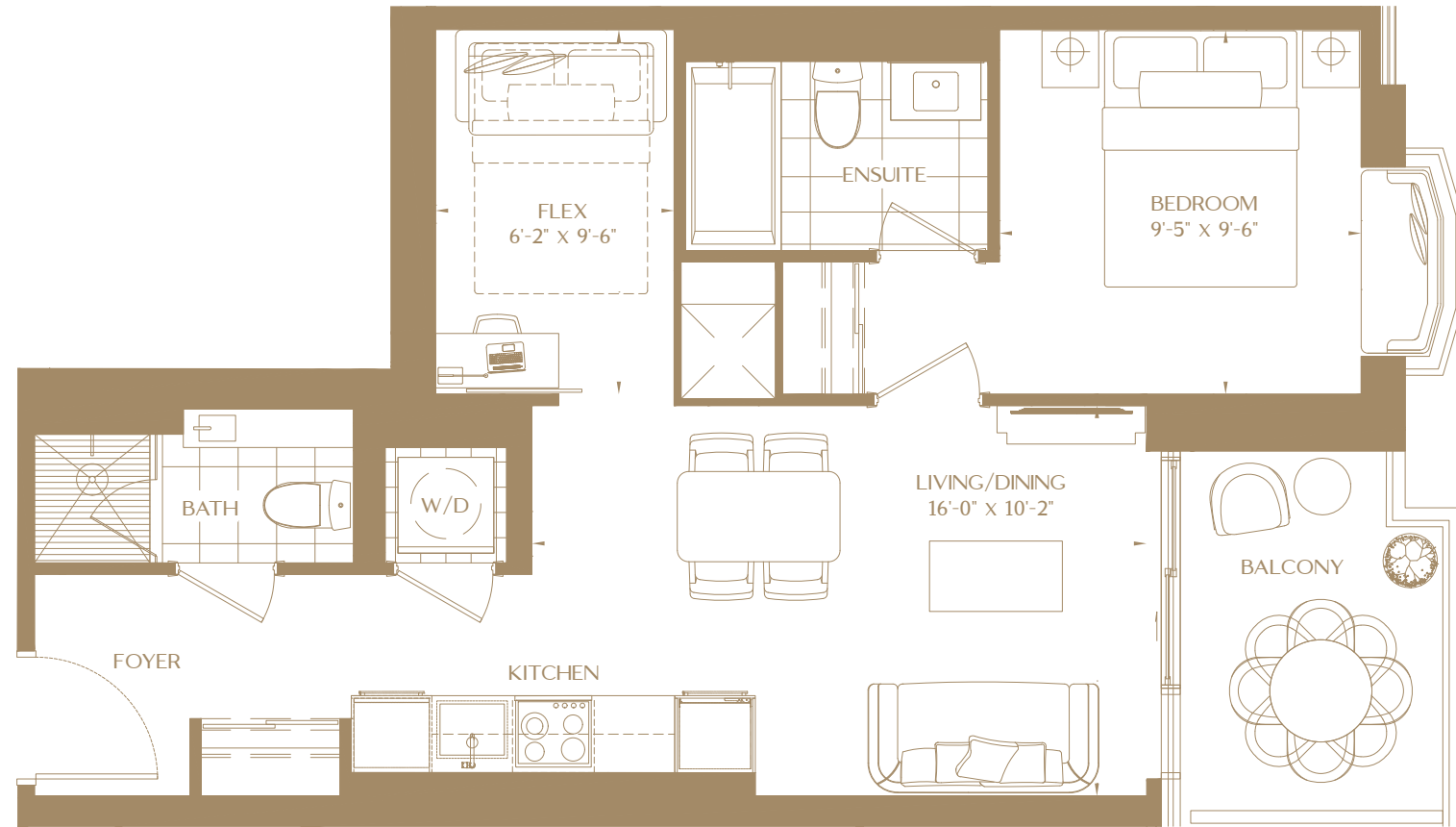
ALL PRICES, FIGURES, SIZES, SPECIFICATIONS AND INFORMATION ARE SUBJECT TO CHANGE WITHOUT NOTICE. ALL AREAS AND STATED DIMENSIONS ARE APPROXIMATE. ACTUAL USABLE FLOOR SPACE, LIVING AREA AND SQUARE FOOTAGE MAY VARY FROM STATED FLOOR AREA. ALL ILLUSTRATIONS ARE ARTIST'S CONCEPT ONLY. THE UNIT SHOWN MAY BE THE REVERSE OF THE UNIT PURCHASED. THE PURCHASE PRICE DOES NOT INCLUDE ANY FURNITURE. E. & O.E. DECEMBER 2022.

THE PARK TOWER COLLECTION

MODEL 1F-19

1 BED + FLEX / 2 BATH

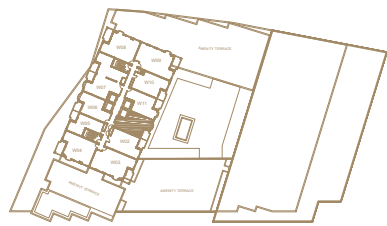
615 SQ FT (PLUS 62 SQ FT BALCONY FLOORS 3-27)
(PLUS 192 SQ FT TERRACE FLOOR 2)



FLOOR 11



FLOORS 12-24



FLOORS 25-27



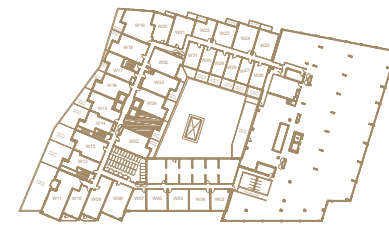
FLOORS 6-8



FLOOR 9



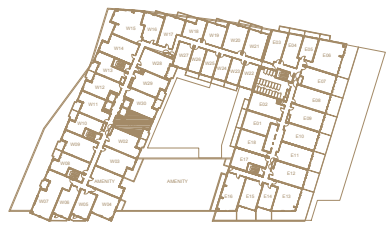
FLOOR 10



FLOOR 2



FLOORS 3-4



FLOOR 5



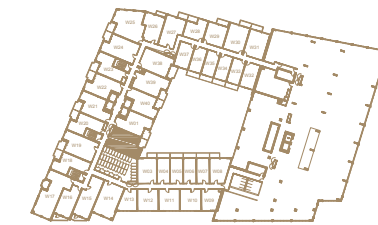
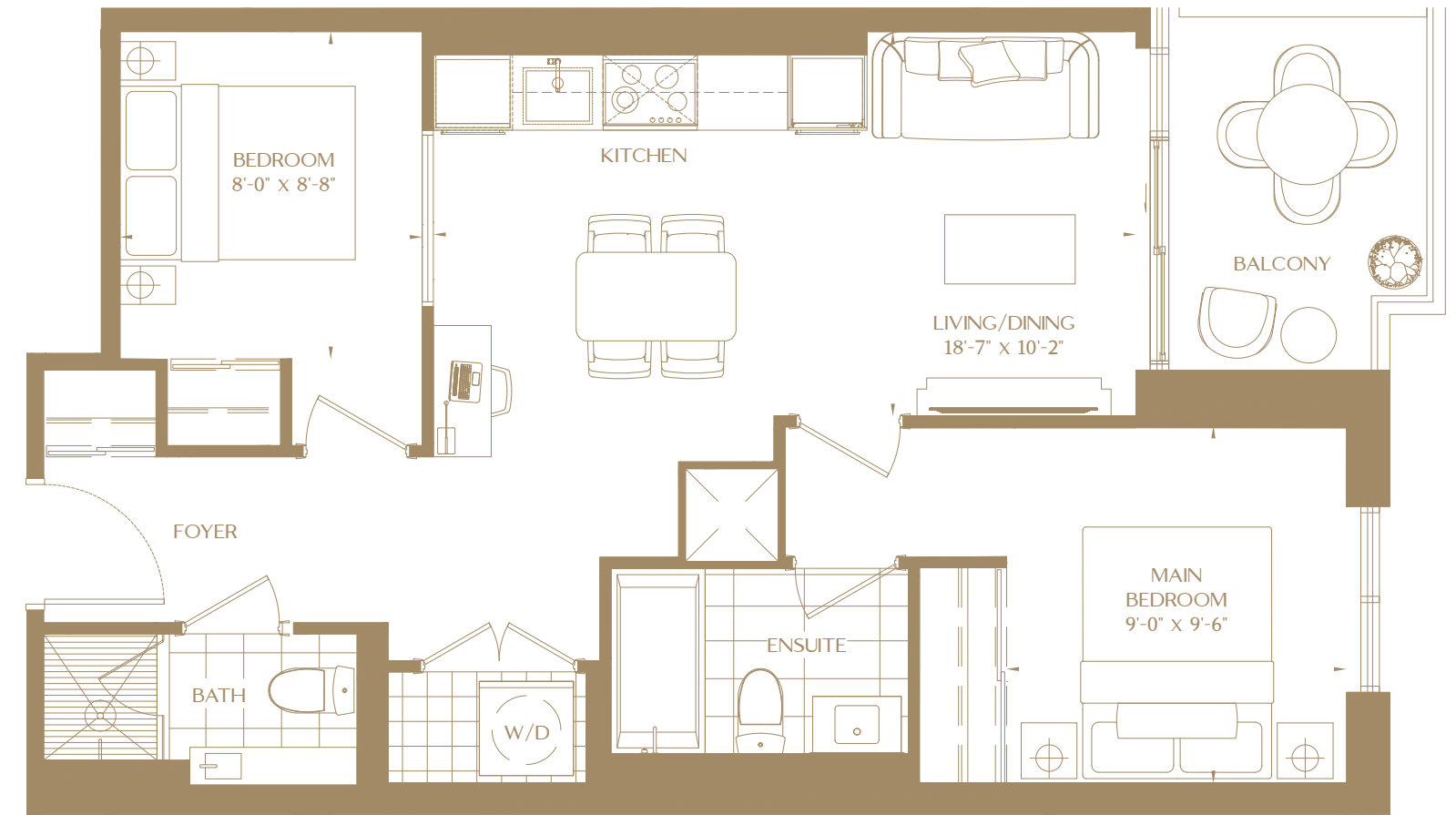
ALL PRICES, FIGURES, SIZES, SPECIFICATIONS AND INFORMATION ARE SUBJECT TO CHANGE WITHOUT NOTICE. ALL AREAS AND STATED DIMENSIONS ARE APPROXIMATE. ACTUAL USABLE FLOOR SPACE, LIVING AREA AND SQUARE FOOTAGE MAY VARY FROM STATED FLOOR AREA. ALL ILLUSTRATIONS ARE ARTIST'S CONCEPT ONLY. THE UNIT SHOWN MAY BE THE REVERSE OF THE UNIT PURCHASED. THE PURCHASE PRICE DOES NOT INCLUDE ANY FURNITURE. E. & O.E. DECEMBER 2022.

THE PARK TOWER COLLECTION

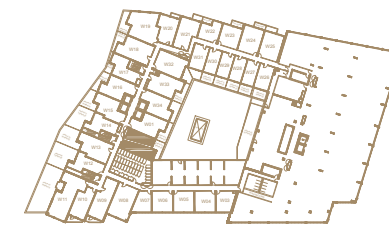
MODEL 2B-9-2

2 BED / 2 BATH

702 SQ FT (PLUS 61 SQ FT BALCONY FLOORS 3-4)
(PLUS 171 SQ FT TERRACE FLOOR 2)



FLOORS 3-4



FLOOR 2



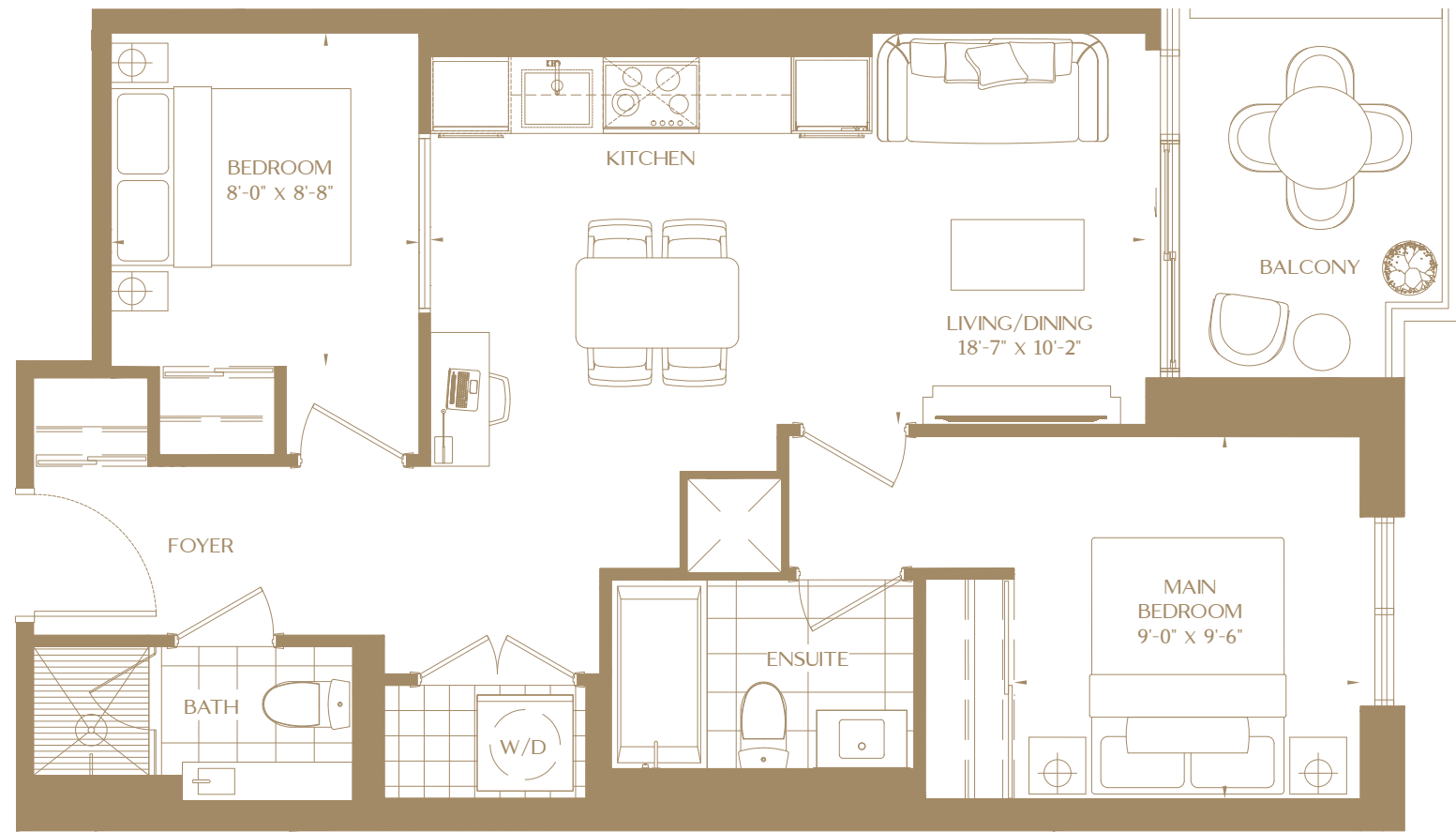
ALL PRICES, FIGURES, SIZES, SPECIFICATIONS AND INFORMATION ARE SUBJECT TO CHANGE WITHOUT NOTICE. ALL AREAS AND STATED DIMENSIONS ARE APPROXIMATE. ACTUAL USABLE FLOOR SPACE, LIVING AREA AND SQUARE FOOTAGE MAY VARY FROM STATED FLOOR AREA. ALL ILLUSTRATIONS ARE ARTIST'S CONCEPT ONLY. THE UNIT SHOWN MAY BE THE REVERSE OF THE UNIT PURCHASED. THE PURCHASE PRICE DOES NOT INCLUDE ANY FURNITURE. E. & O.E. DECEMBER 2022.

THE PARK TOWER COLLECTION

MODEL 2B-9

2 BED / 2 BATH

687 SQ FT (PLUS 61 SQ FT BALCONY)



FLOORS 25-27



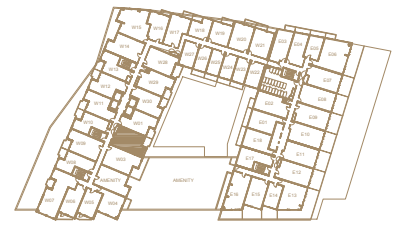
FLOOR 10



FLOOR 11



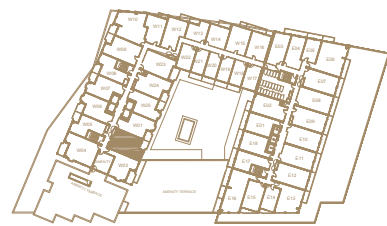
FLOORS 12-24



FLOOR 5



FLOORS 6-8



FLOOR 9



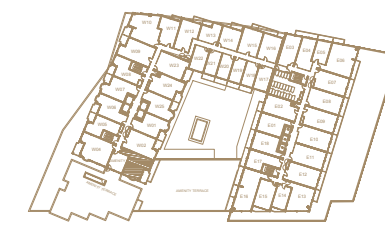
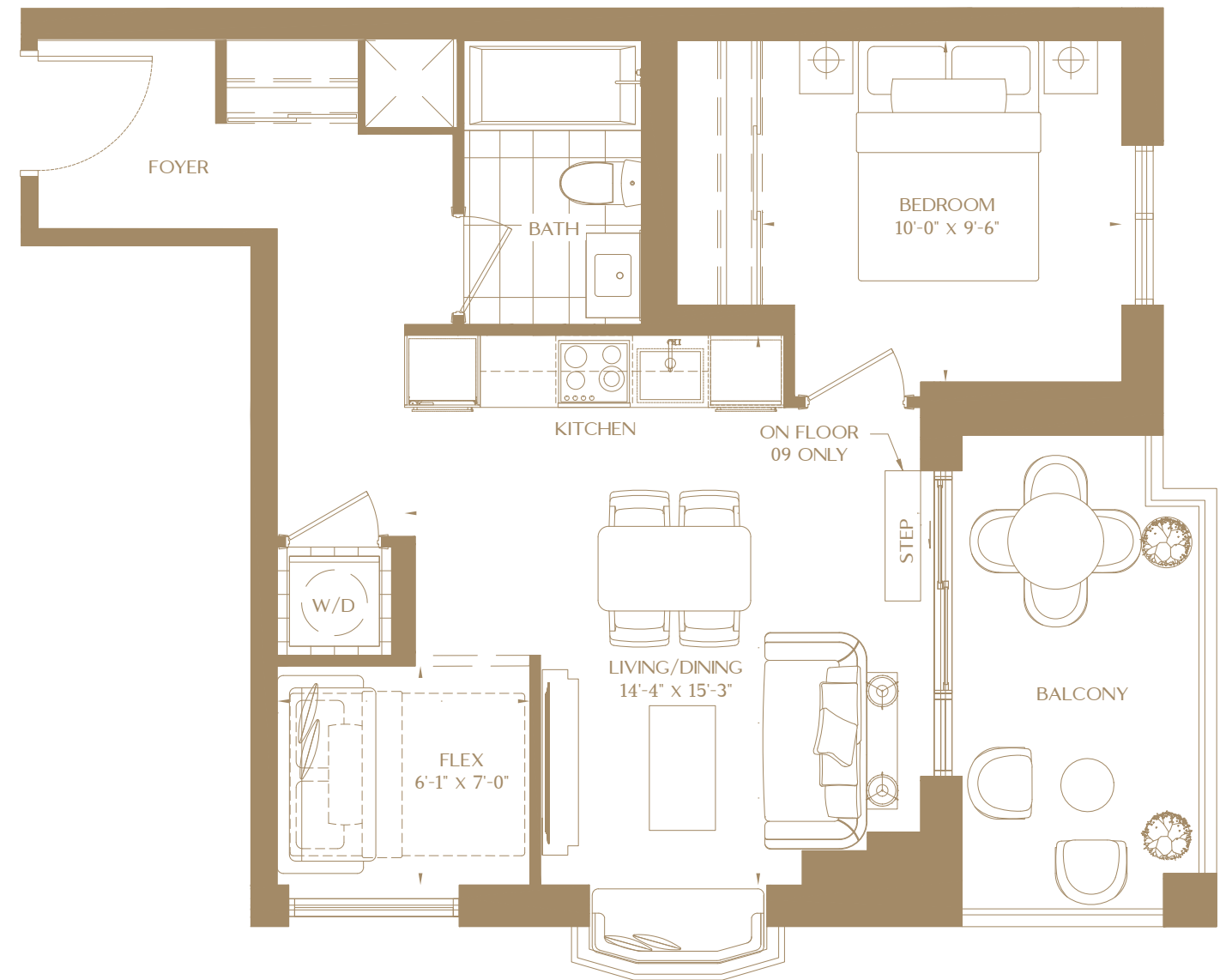
ALL PRICES, FIGURES, SIZES, SPECIFICATIONS AND INFORMATION ARE SUBJECT TO CHANGE WITHOUT NOTICE. ALL AREAS AND STATED DIMENSIONS ARE APPROXIMATE. ACTUAL USABLE FLOOR SPACE, LIVING AREA AND SQUARE FOOTAGE MAY VARY FROM STATED FLOOR AREA. ALL ILLUSTRATIONS ARE ARTIST'S CONCEPT ONLY. THE UNIT SHOWN MAY BE THE REVERSE OF THE UNIT PURCHASED. THE PURCHASE PRICE DOES NOT INCLUDE ANY FURNITURE. E. & O.E. DECEMBER 2022.

THE PARK TOWER COLLECTION

MODEL 1F-15-1

1 BED + FLEX / 1 BATH

638 SQ FT (PLUS 245 SQ FT BALCONY)

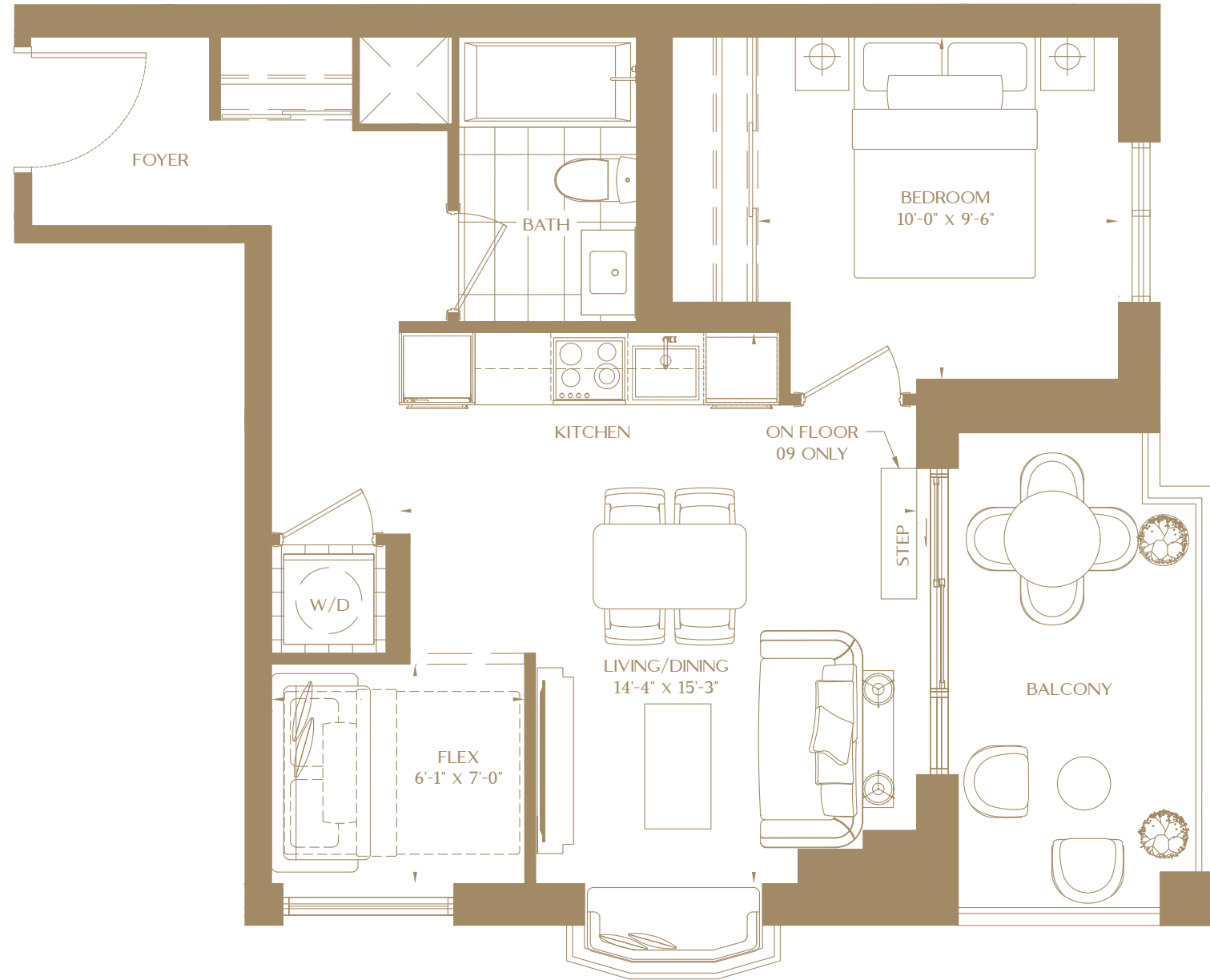


FLOOR 9



ALL PRICES, FIGURES, SIZES, SPECIFICATIONS AND INFORMATION ARE SUBJECT TO CHANGE WITHOUT NOTICE. ALL AREAS AND STATED DIMENSIONS ARE APPROXIMATE. ACTUAL USABLE FLOOR SPACE, LIVING AREA AND SQUARE FOOTAGE MAY VARY FROM STATED FLOOR AREA. ALL ILLUSTRATIONS ARE ARTIST'S CONCEPT ONLY. THE UNIT SHOWN MAY BE THE REVERSE OF THE UNIT PURCHASED. THE PURCHASE PRICE DOES NOT INCLUDE ANY FURNITURE. E. & O.E. DECEMBER 2022.

THE PARK TOWER COLLECTION
MODEL 1F-15
 1 BED + FLEX / 1 BATH
 605 SQ FT (PLUS 82 SQ FT BALCONY)



FLOOR 10

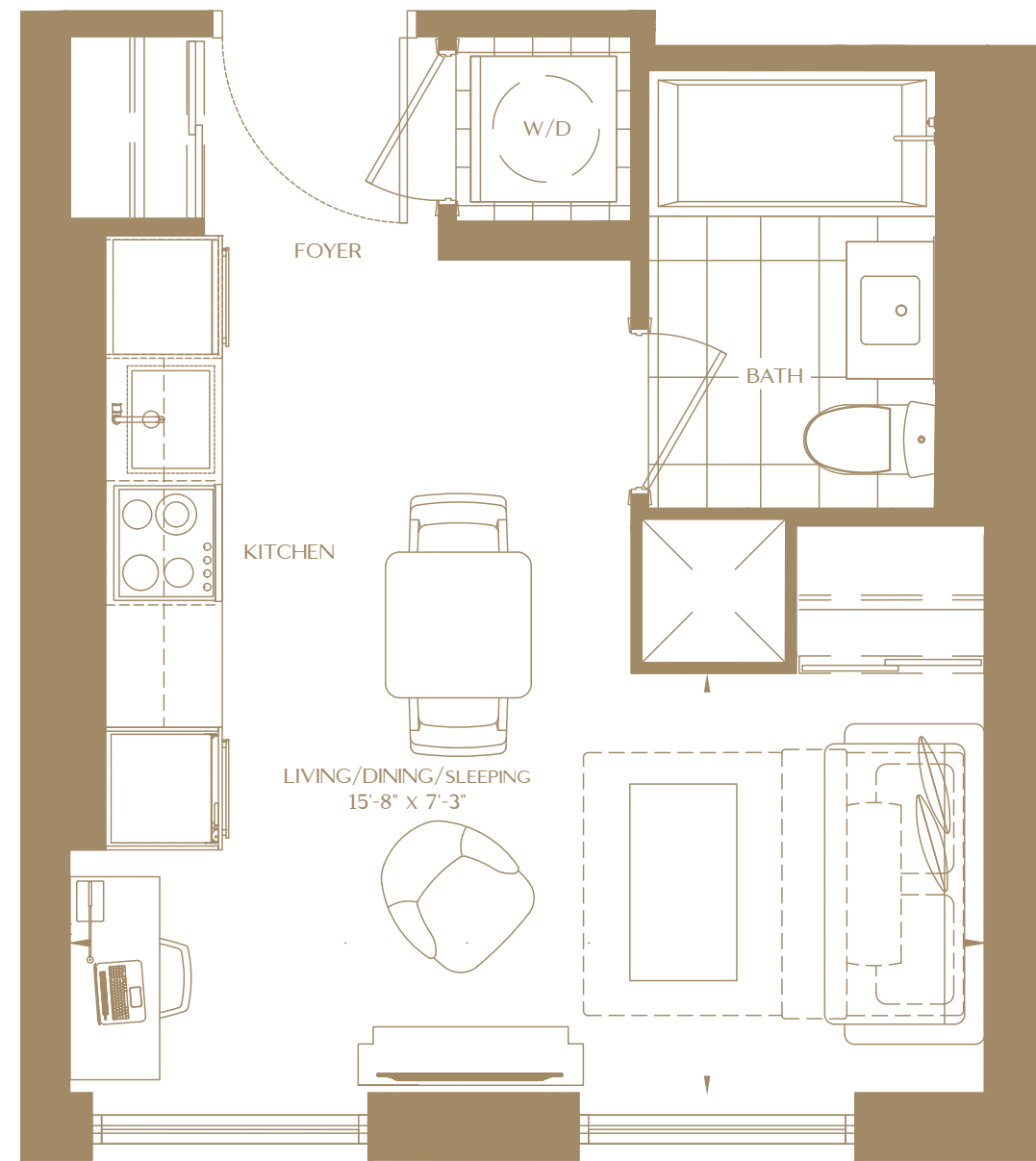


FLOOR 11



FLOORS 12-24

THE PARK TOWER COLLECTION
MODEL S-10
 BACHELOR / 1 BATH
 325 SQ FT



FLOOR 10



FLOOR 11



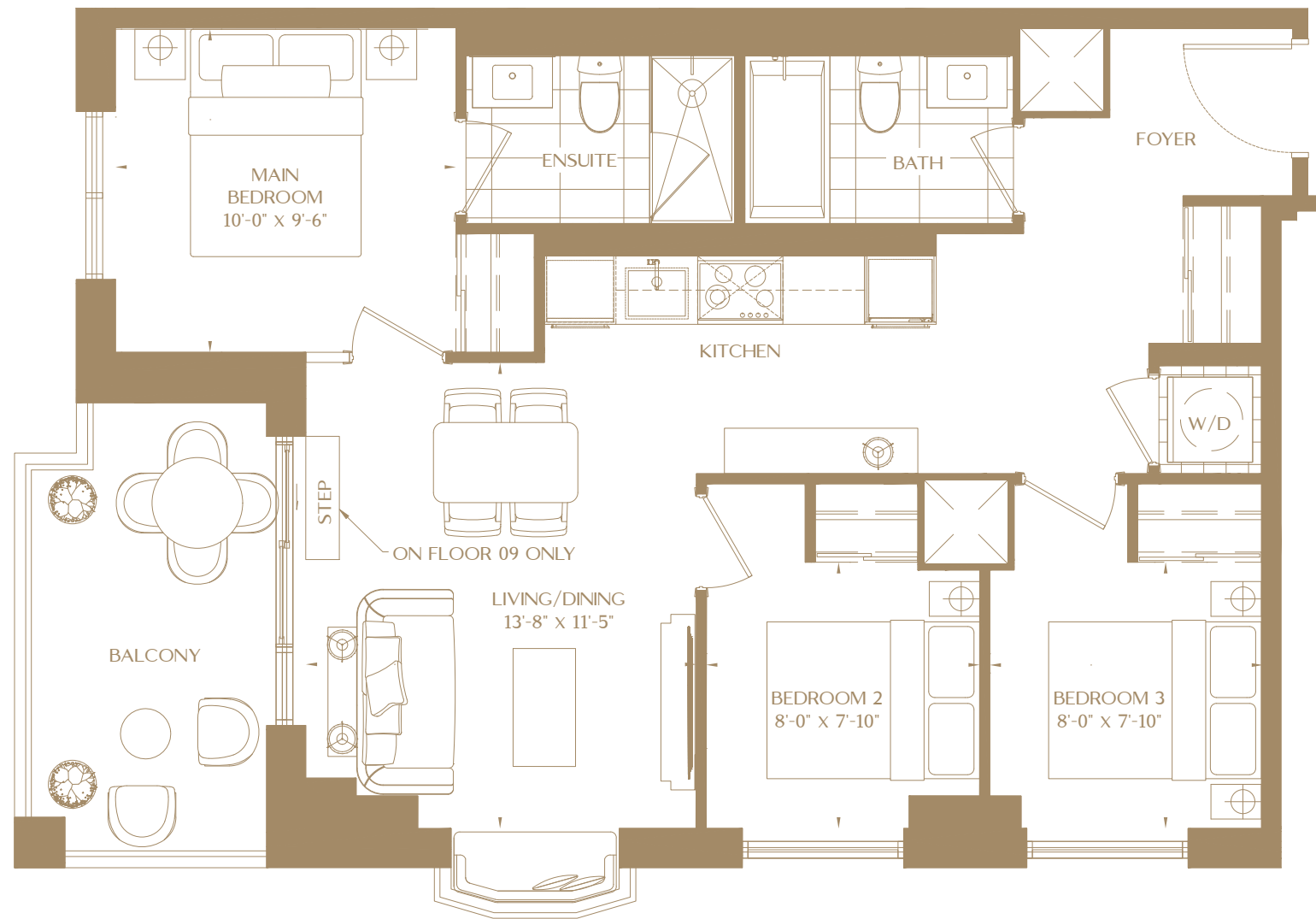
FLOORS 12-24

THE PARK TOWER COLLECTION

MODEL 3B-1

3 BED / 2 BATH

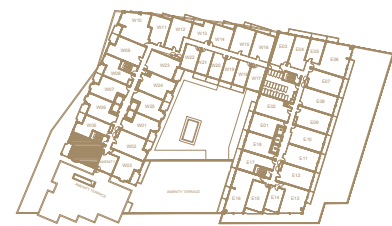
824 SQ FT (PLUS 82 SQ FT BALCONY FLOORS 10-27)
(PLUS 311 SQ FT TERRACE FLOOR 9)



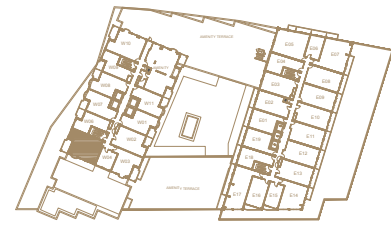
FLOORS 12-24



FLOORS 25-27



FLOOR 9



FLOOR 10



FLOOR 11



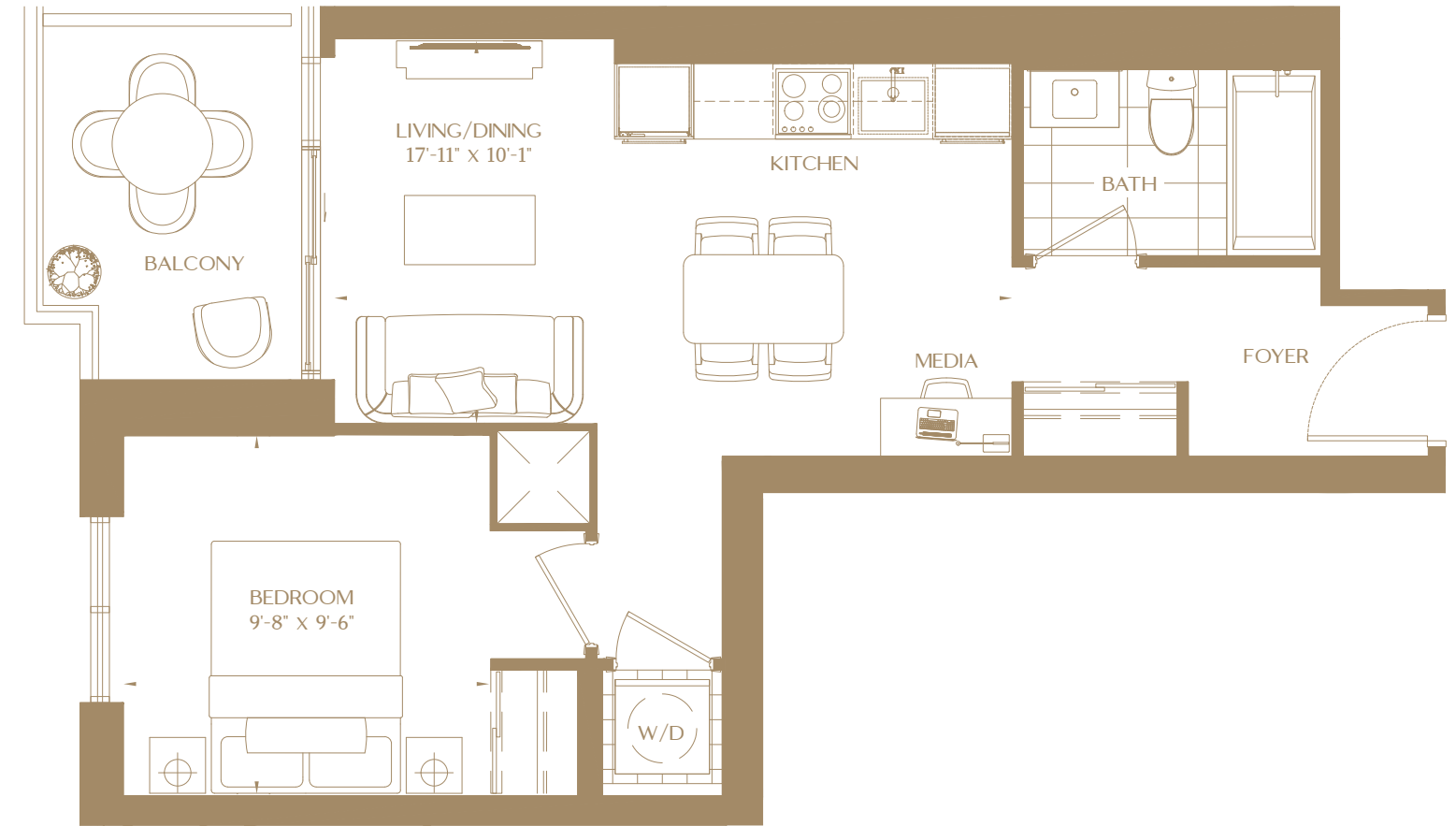
ALL PRICES, FIGURES, SIZES, SPECIFICATIONS AND INFORMATION ARE SUBJECT TO CHANGE WITHOUT NOTICE. ALL AREAS AND STATED DIMENSIONS ARE APPROXIMATE. ACTUAL USABLE FLOOR SPACE, LIVING AREA AND SQUARE FOOTAGE MAY VARY FROM STATED FLOOR AREA. ALL ILLUSTRATIONS ARE ARTIST'S CONCEPT ONLY. THE UNIT SHOWN MAY BE THE REVERSE OF THE UNIT PURCHASED. THE PURCHASE PRICE DOES NOT INCLUDE ANY FURNITURE. E. & O.E. DECEMBER 2022.

THE PARK TOWER COLLECTION

MODEL 1B-22

1 BED + MEDIA / 1 BATH

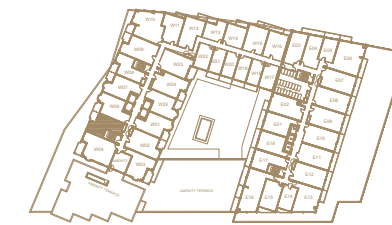
536 SQ FT (PLUS 61 SQ FT BALCONY)



FLOORS 12-24



FLOORS 25-27



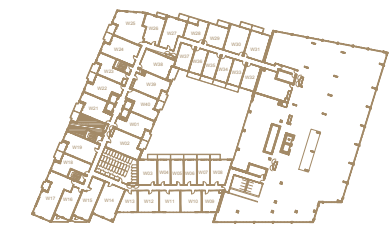
FLOOR 9



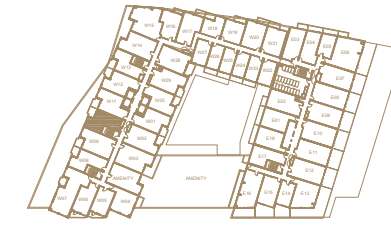
FLOOR 10



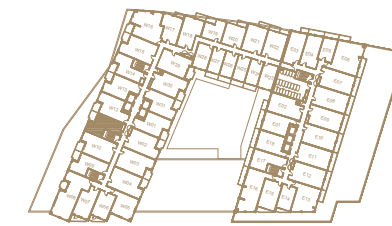
FLOOR 11



FLOORS 3-4



FLOOR 5

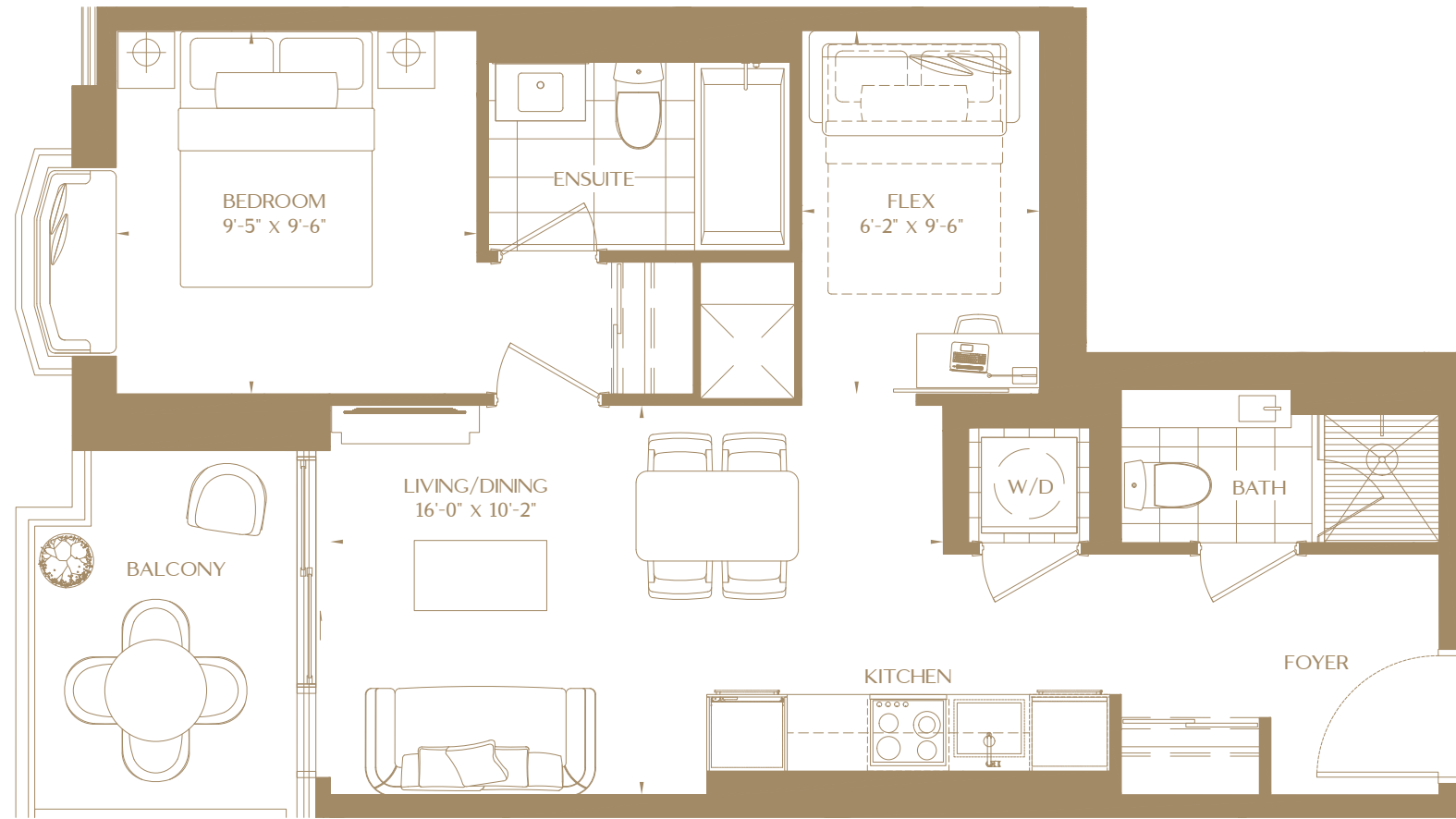


FLOORS 6-8

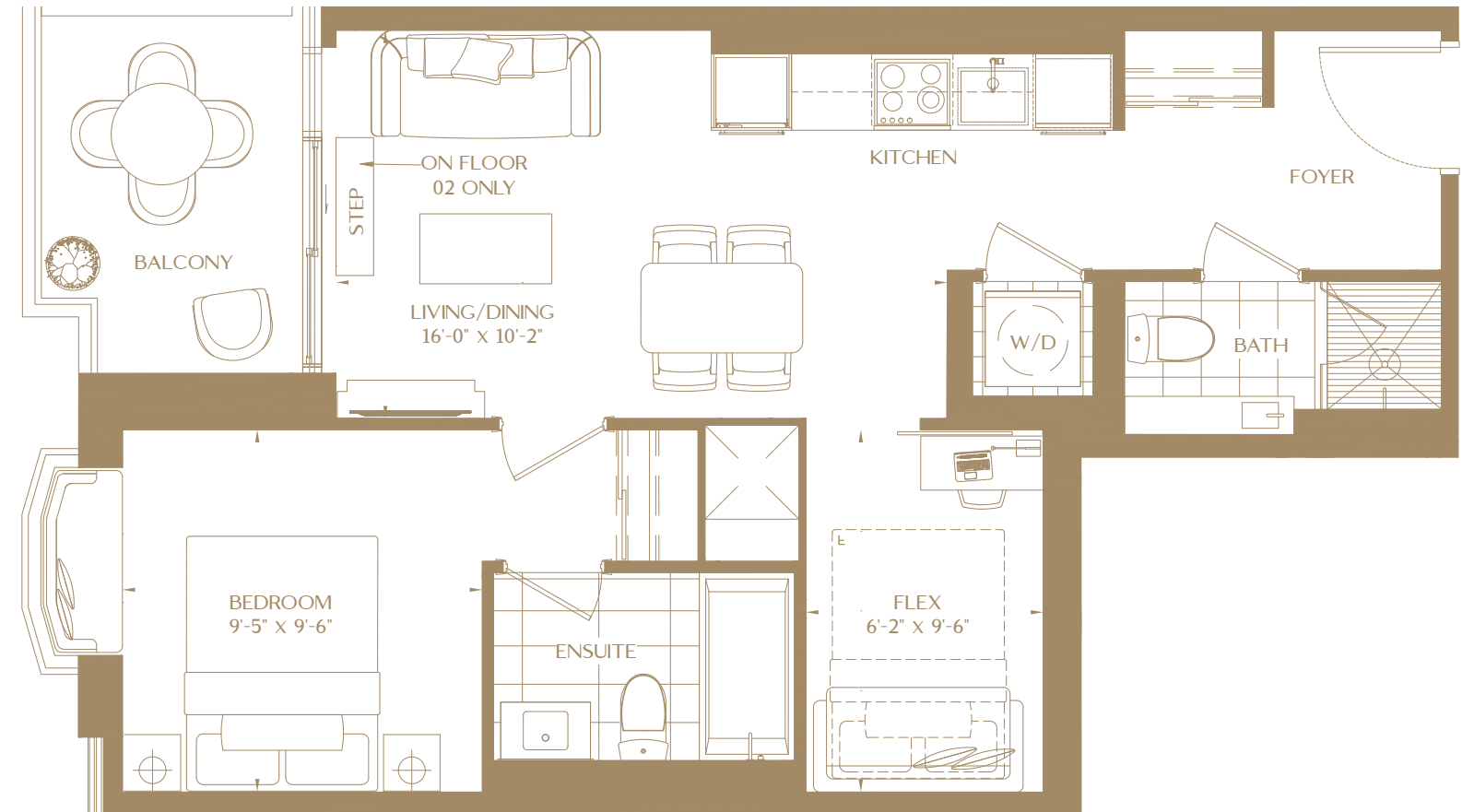


ALL PRICES, FIGURES, SIZES, SPECIFICATIONS AND INFORMATION ARE SUBJECT TO CHANGE WITHOUT NOTICE. ALL AREAS AND STATED DIMENSIONS ARE APPROXIMATE. ACTUAL USABLE FLOOR SPACE, LIVING AREA AND SQUARE FOOTAGE MAY VARY FROM STATED FLOOR AREA. ALL ILLUSTRATIONS ARE ARTIST'S CONCEPT ONLY. THE UNIT SHOWN MAY BE THE REVERSE OF THE UNIT PURCHASED. THE PURCHASE PRICE DOES NOT INCLUDE ANY FURNITURE. E. & O.E. DECEMBER 2022.

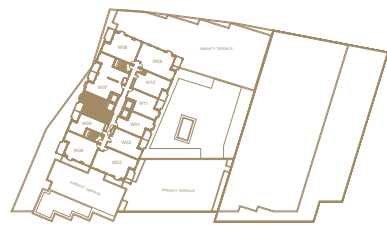
THE PARK TOWER COLLECTION
MODEL 1F-21
 1 BED + FLEX / 2 BATH
 619 SQ FT (PLUS 61 SQ FT BALCONY)



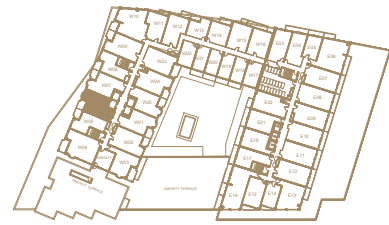
THE PARK TOWER COLLECTION
MODEL 1F-22
 1 BED + FLEX / 2 BATH
 620 SQ FT (PLUS 61 SQ FT BALCONY FLOORS 3-24)
 (PLUS 172 SQ FT BALCONY FLOOR 2)



FLOORS 12-24



FLOORS 25-27



FLOOR 9



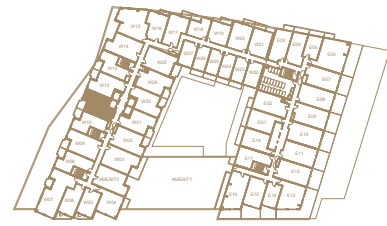
FLOOR 10



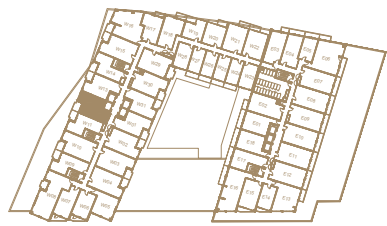
FLOOR 11



FLOORS 3-4



FLOOR 5



FLOORS 6-8



ALL PRICES, FIGURES, SIZES, SPECIFICATIONS AND INFORMATION ARE SUBJECT TO CHANGE WITHOUT NOTICE. ALL AREAS AND STATED DIMENSIONS ARE APPROXIMATE. ACTUAL USABLE FLOOR SPACE, LIVING AREA AND SQUARE FOOTAGE MAY VARY FROM STATED FLOOR AREA. ALL ILLUSTRATIONS ARE ARTIST'S CONCEPT ONLY. THE UNIT SHOWN MAY BE THE REVERSE OF THE UNIT PURCHASED. THE PURCHASE PRICE DOES NOT INCLUDE ANY FURNITURE. E. & O.E. DECEMBER 2022.



FLOOR 11



FLOORS 12-24



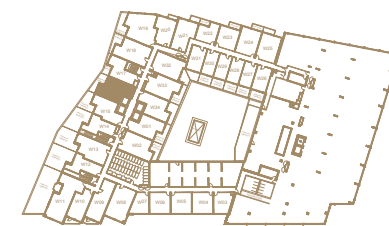
FLOORS 6-8



FLOOR 9



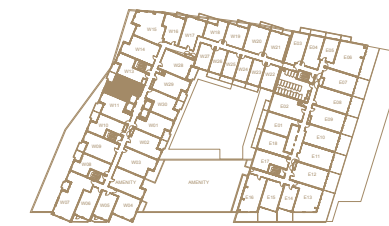
FLOOR 10



FLOOR 2



FLOORS 3-4



FLOOR 5



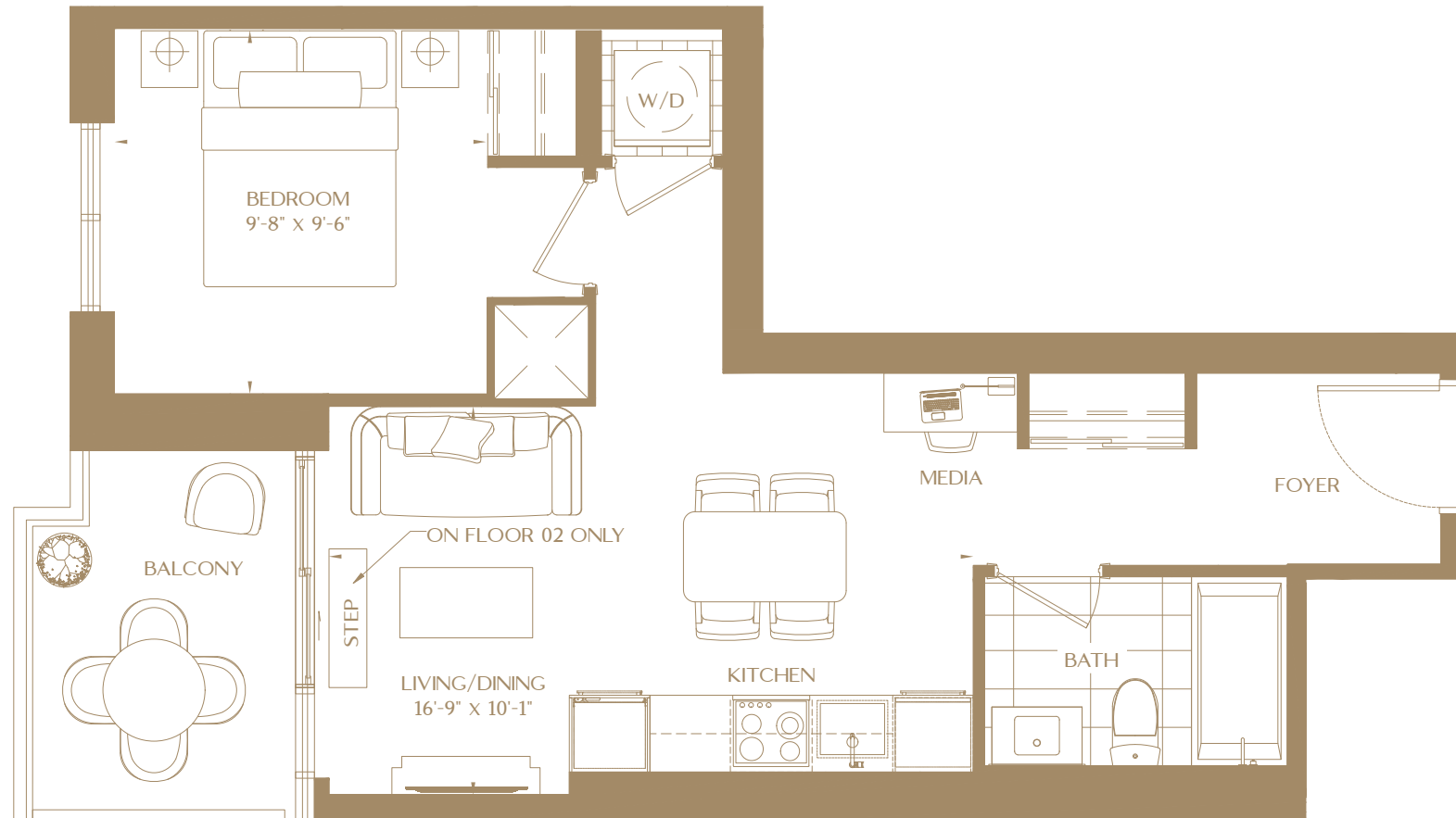
ALL PRICES, FIGURES, SIZES, SPECIFICATIONS AND INFORMATION ARE SUBJECT TO CHANGE WITHOUT NOTICE. ALL AREAS AND STATED DIMENSIONS ARE APPROXIMATE. ACTUAL USABLE FLOOR SPACE, LIVING AREA AND SQUARE FOOTAGE MAY VARY FROM STATED FLOOR AREA. ALL ILLUSTRATIONS ARE ARTIST'S CONCEPT ONLY. THE UNIT SHOWN MAY BE THE REVERSE OF THE UNIT PURCHASED. THE PURCHASE PRICE DOES NOT INCLUDE ANY FURNITURE. E. & O.E. DECEMBER 2022.

THE PARK TOWER COLLECTION

MODEL 1B-15

1 BED + MEDIA / 1 BATH

528 SQ FT (PLUS 61 SQ FT BALCONY FLOORS 3-24)
(PLUS 115 SQ FT TERRACE FLOOR 2)



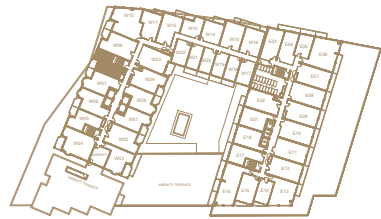
FLOOR 11



FLOORS 12-24



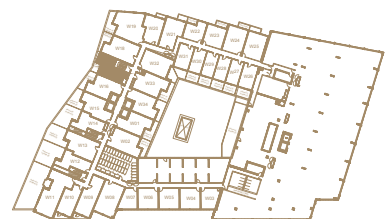
FLOORS 6-8



FLOOR 9



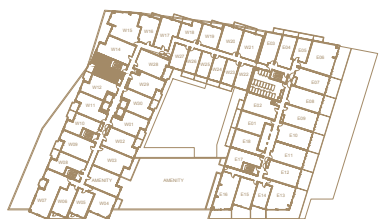
FLOOR 10



FLOOR 2



FLOORS 3-4



FLOOR 5



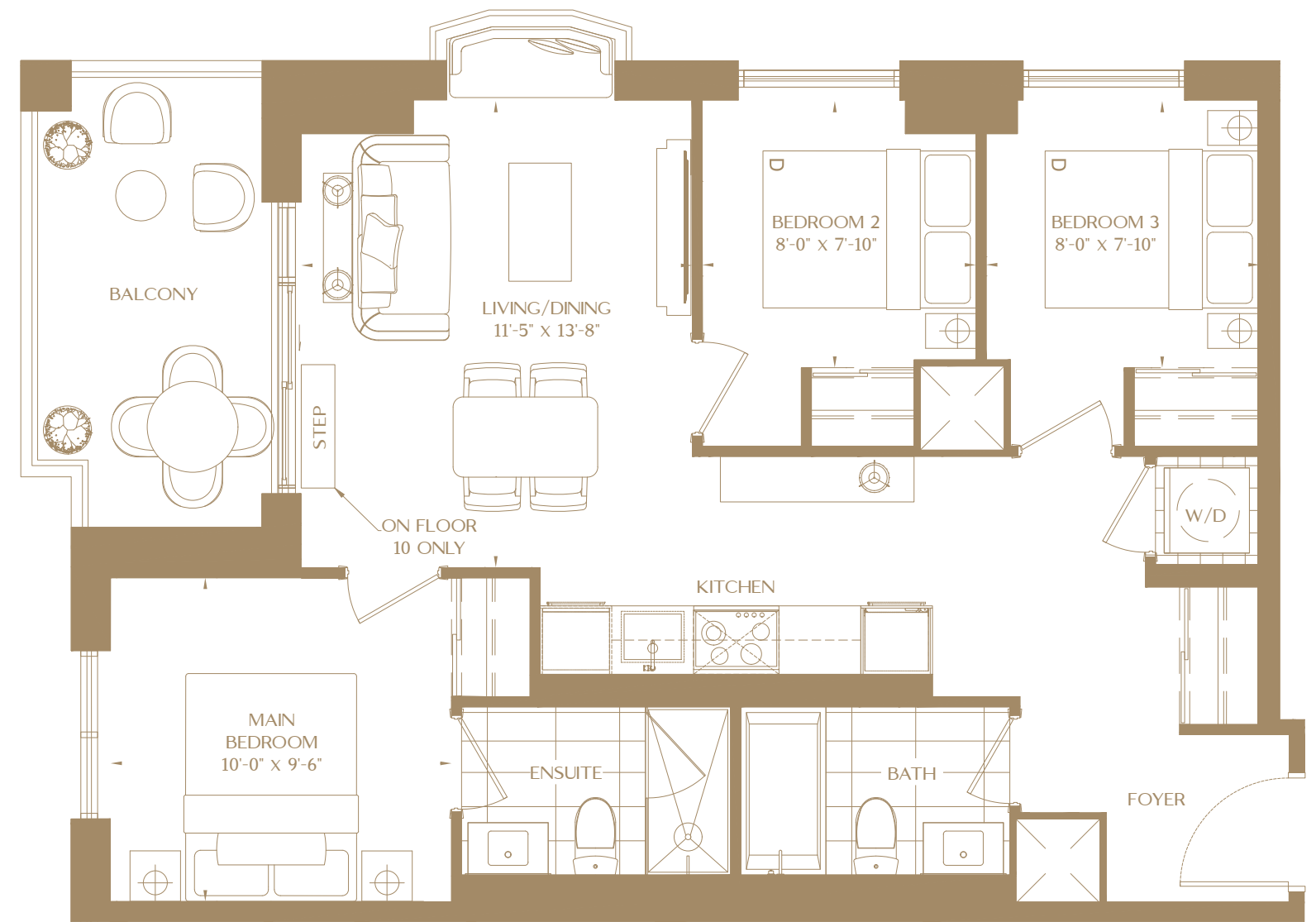
ALL PRICES, FIGURES, SIZES, SPECIFICATIONS AND INFORMATION ARE SUBJECT TO CHANGE WITHOUT NOTICE. ALL AREAS AND STATED DIMENSIONS ARE APPROXIMATE. ACTUAL USABLE FLOOR SPACE, LIVING AREA AND SQUARE FOOTAGE MAY VARY FROM STATED FLOOR AREA. ALL ILLUSTRATIONS ARE ARTIST'S CONCEPT ONLY. THE UNIT SHOWN MAY BE THE REVERSE OF THE UNIT PURCHASED. THE PURCHASE PRICE DOES NOT INCLUDE ANY FURNITURE. E. & O.E. DECEMBER 2022.

THE PARK TOWER COLLECTION

MODEL 3B-2

3 BED / 2 BATH

824 SQ FT (PLUS 82 SQ FT BALCONY FLOORS 11-24)
(PLUS 305 SQ FT TERRACE FLOOR 10)



FLOORS 25-27



FLOOR 10



FLOOR 11

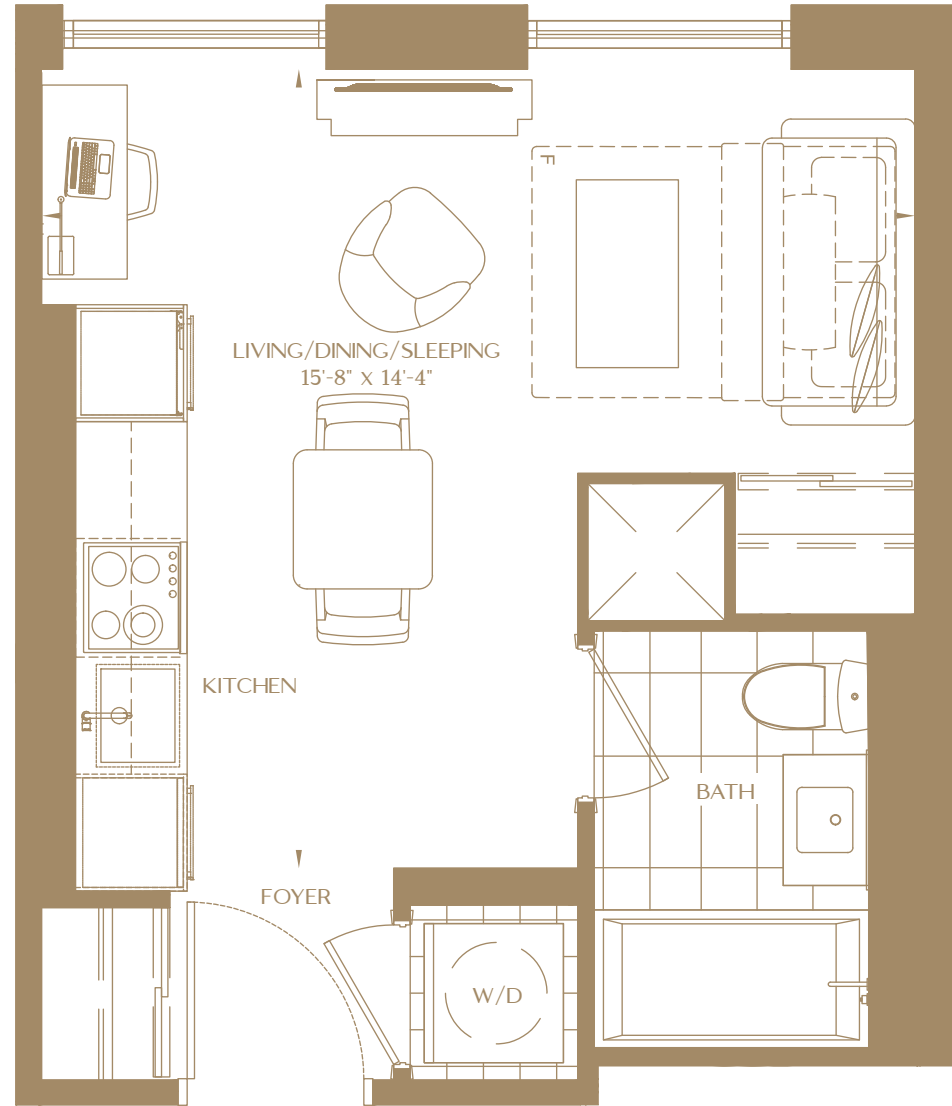


FLOORS 12-24



ALL PRICES, FIGURES, SIZES, SPECIFICATIONS AND INFORMATION ARE SUBJECT TO CHANGE WITHOUT NOTICE. ALL AREAS AND STATED DIMENSIONS ARE APPROXIMATE. ACTUAL USABLE FLOOR SPACE, LIVING AREA AND SQUARE FOOTAGE MAY VARY FROM STATED FLOOR AREA. ALL ILLUSTRATIONS ARE ARTIST'S CONCEPT ONLY. THE UNIT SHOWN MAY BE THE REVERSE OF THE UNIT PURCHASED. THE PURCHASE PRICE DOES NOT INCLUDE ANY FURNITURE. E. & O.E. DECEMBER 2022.

THE PARK TOWER COLLECTION
MODEL S-1
 STUDIO / 1 BATH
 325 SQ FT



FLOOR 11

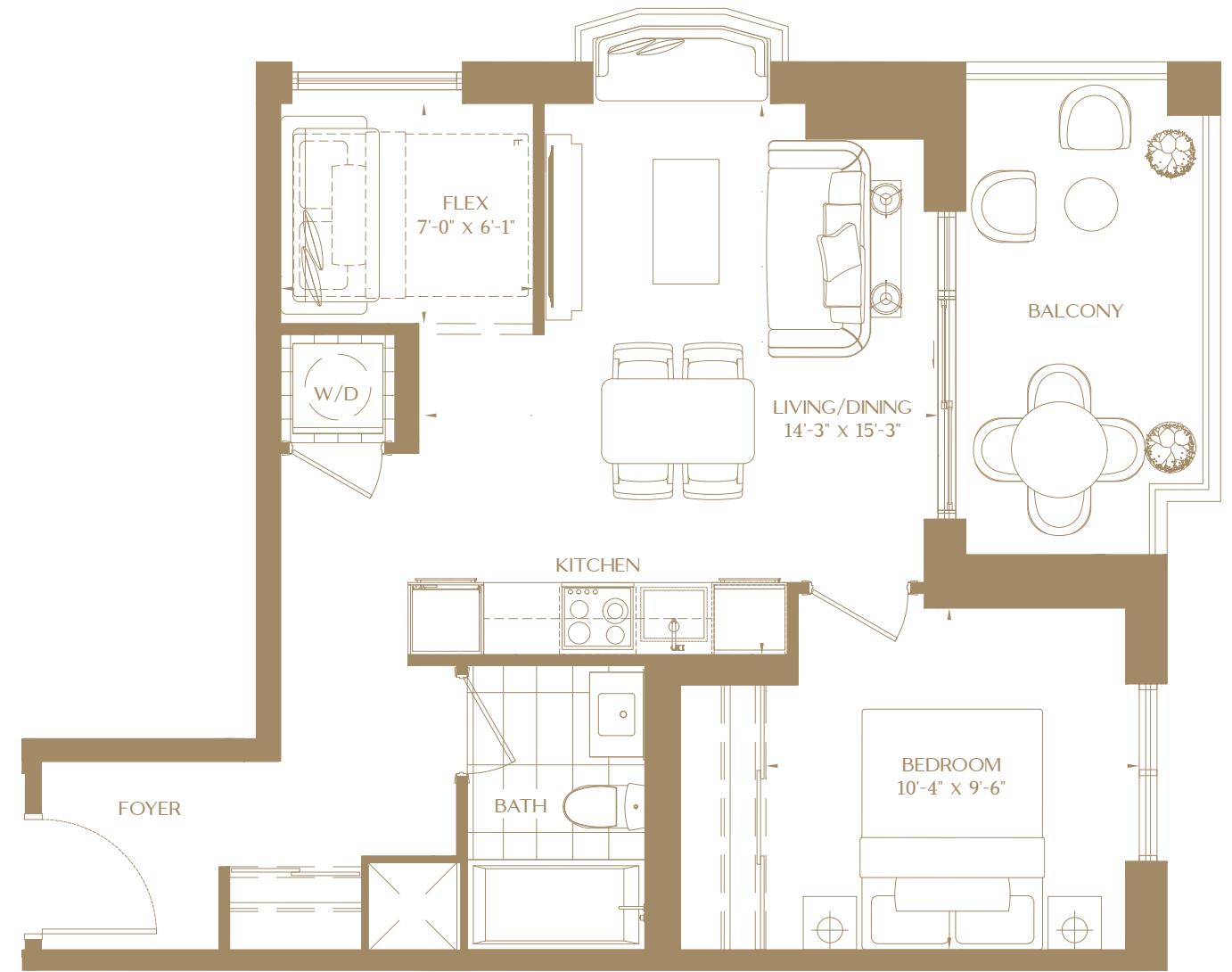


FLOORS 12-24



ALL PRICES, FIGURES, SIZES, SPECIFICATIONS AND INFORMATION ARE SUBJECT TO CHANGE WITHOUT NOTICE. ALL AREAS AND STATED DIMENSIONS ARE APPROXIMATE. ACTUAL USABLE FLOOR SPACE, LIVING AREA AND SQUARE FOOTAGE MAY VARY FROM STATED FLOOR AREA. ALL ILLUSTRATIONS ARE ARTIST'S CONCEPT ONLY. THE UNIT SHOWN MAY BE THE REVERSE OF THE UNIT PURCHASED. THE PURCHASE PRICE DOES NOT INCLUDE ANY FURNITURE. E. & O.E. DECEMBER 2022.

THE PARK TOWER COLLECTION
MODEL 1F-16
 1 BED + FLEX / 1 BATH
 607 SQ FT (PLUS 82 SQ FT BALCONY)



FLOOR 11



FLOORS 12-24



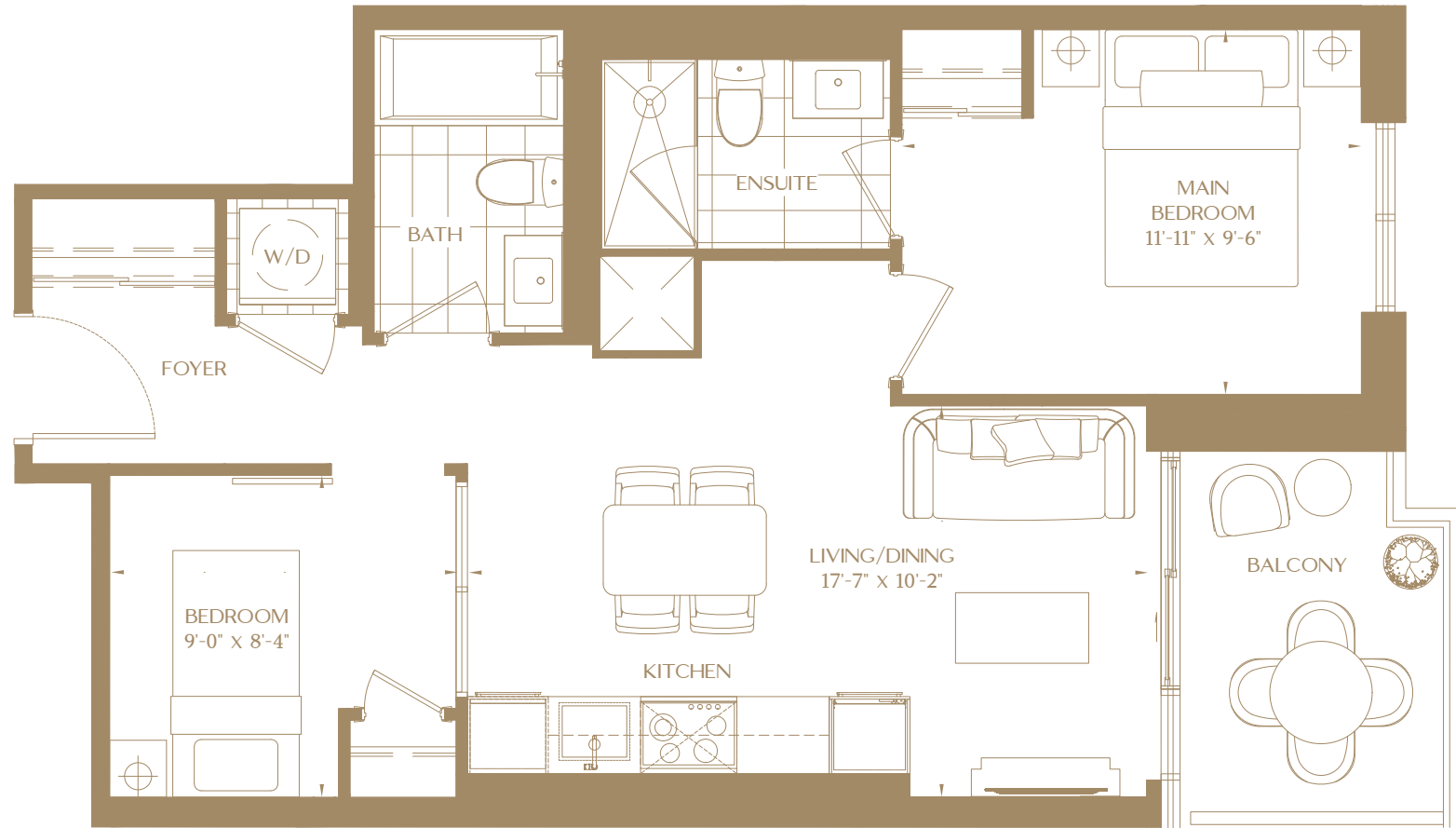
ALL PRICES, FIGURES, SIZES, SPECIFICATIONS AND INFORMATION ARE SUBJECT TO CHANGE WITHOUT NOTICE. ALL AREAS AND STATED DIMENSIONS ARE APPROXIMATE. ACTUAL USABLE FLOOR SPACE, LIVING AREA AND SQUARE FOOTAGE MAY VARY FROM STATED FLOOR AREA. ALL ILLUSTRATIONS ARE ARTIST'S CONCEPT ONLY. THE UNIT SHOWN MAY BE THE REVERSE OF THE UNIT PURCHASED. THE PURCHASE PRICE DOES NOT INCLUDE ANY FURNITURE. E. & O.E. DECEMBER 2022.

THE PARK TOWER COLLECTION

MODEL 2B-4

2 BED / 2 BATH

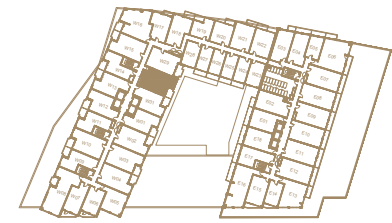
649 SQ FT (PLUS 61 SQ FT BALCONY FLOORS 3-9 & 11-27)
(PLUS 192 SQ FT TERRACE FLOOR 2)



FLOOR 12-24



FLOORS 25-27



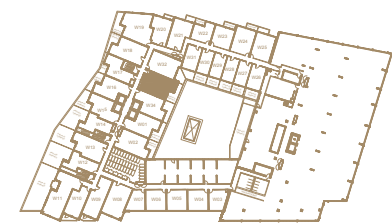
FLOORS 6-8



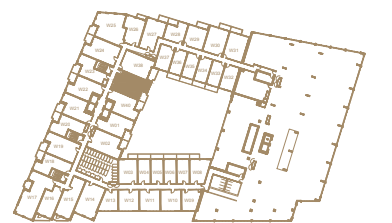
FLOOR 9



FLOOR 11



FLOOR 2



FLOORS 3-4



FLOOR 5



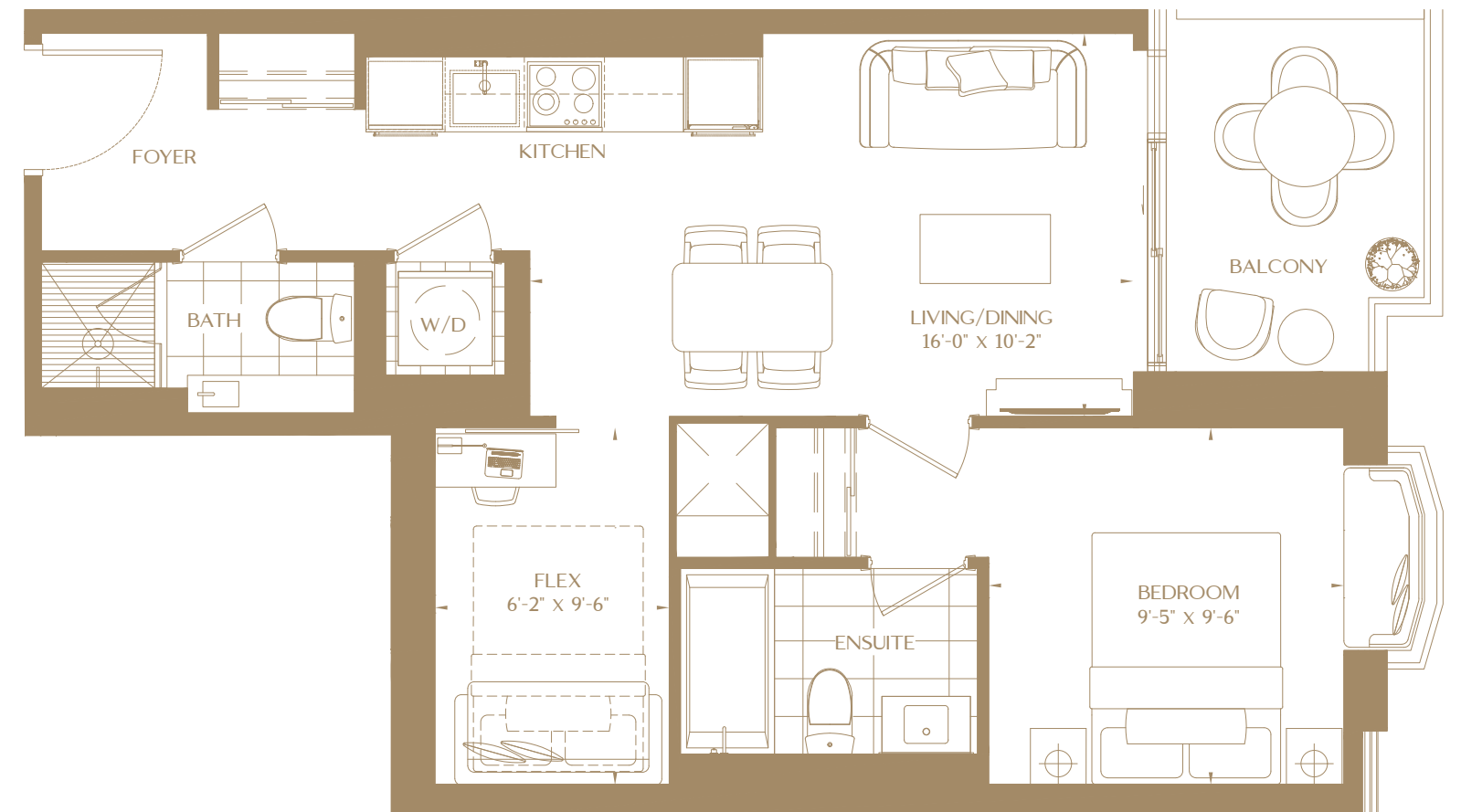
ALL PRICES, FIGURES, SIZES, SPECIFICATIONS AND INFORMATION ARE SUBJECT TO CHANGE WITHOUT NOTICE. ALL AREAS AND STATED DIMENSIONS ARE APPROXIMATE. ACTUAL USABLE FLOOR SPACE, LIVING AREA AND SQUARE FOOTAGE MAY VARY FROM STATED FLOOR AREA. ALL ILLUSTRATIONS ARE ARTIST'S CONCEPT ONLY. THE UNIT SHOWN MAY BE THE REVERSE OF THE UNIT PURCHASED. THE PURCHASE PRICE DOES NOT INCLUDE ANY FURNITURE. E. & O.E. DECEMBER 2022.

THE PARK TOWER COLLECTION

MODEL 1F-20

1 BED + FLEX / 2 BATH

614 SQ FT (PLUS 61 SQ FT BALCONY)
(PLUS 192 SQ FT TERRACE FLOOR 2)



FLOOR 11



FLOORS 12-24



FLOORS 25-27



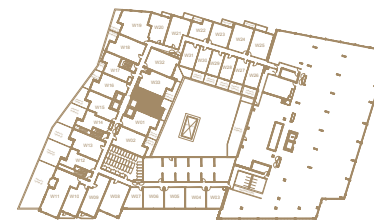
FLOORS 6-8



FLOOR 9



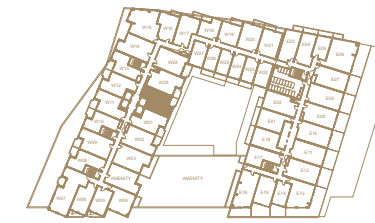
FLOOR 10



FLOOR 2



FLOORS 3-4

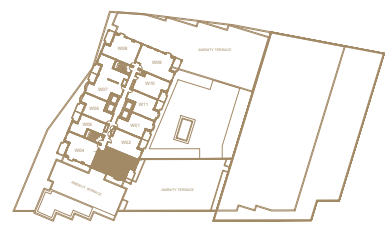
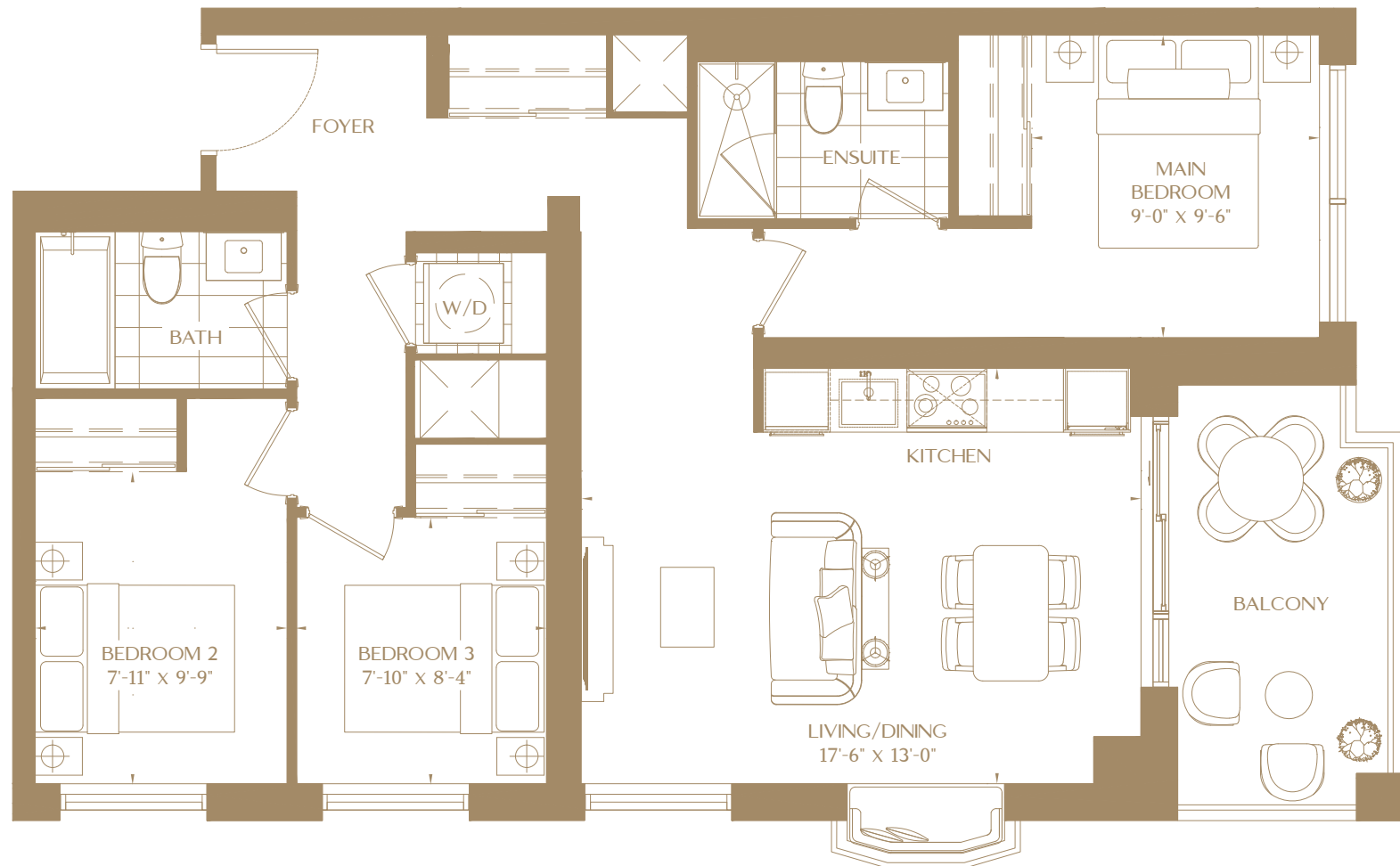


FLOOR 5



ALL PRICES, FIGURES, SIZES, SPECIFICATIONS AND INFORMATION ARE SUBJECT TO CHANGE WITHOUT NOTICE. ALL AREAS AND STATED DIMENSIONS ARE APPROXIMATE. ACTUAL USABLE FLOOR SPACE, LIVING AREA AND SQUARE FOOTAGE MAY VARY FROM STATED FLOOR AREA. ALL ILLUSTRATIONS ARE ARTIST'S CONCEPT ONLY. THE UNIT SHOWN MAY BE THE REVERSE OF THE UNIT PURCHASED. THE PURCHASE PRICE DOES NOT INCLUDE ANY FURNITURE. E. & O.E. DECEMBER 2022.

THE PARK TOWER COLLECTION
MODEL 3?
 3 BED / 2 BATH
 954 SQ FT (PLUS 82 SQ FT BALCONY)

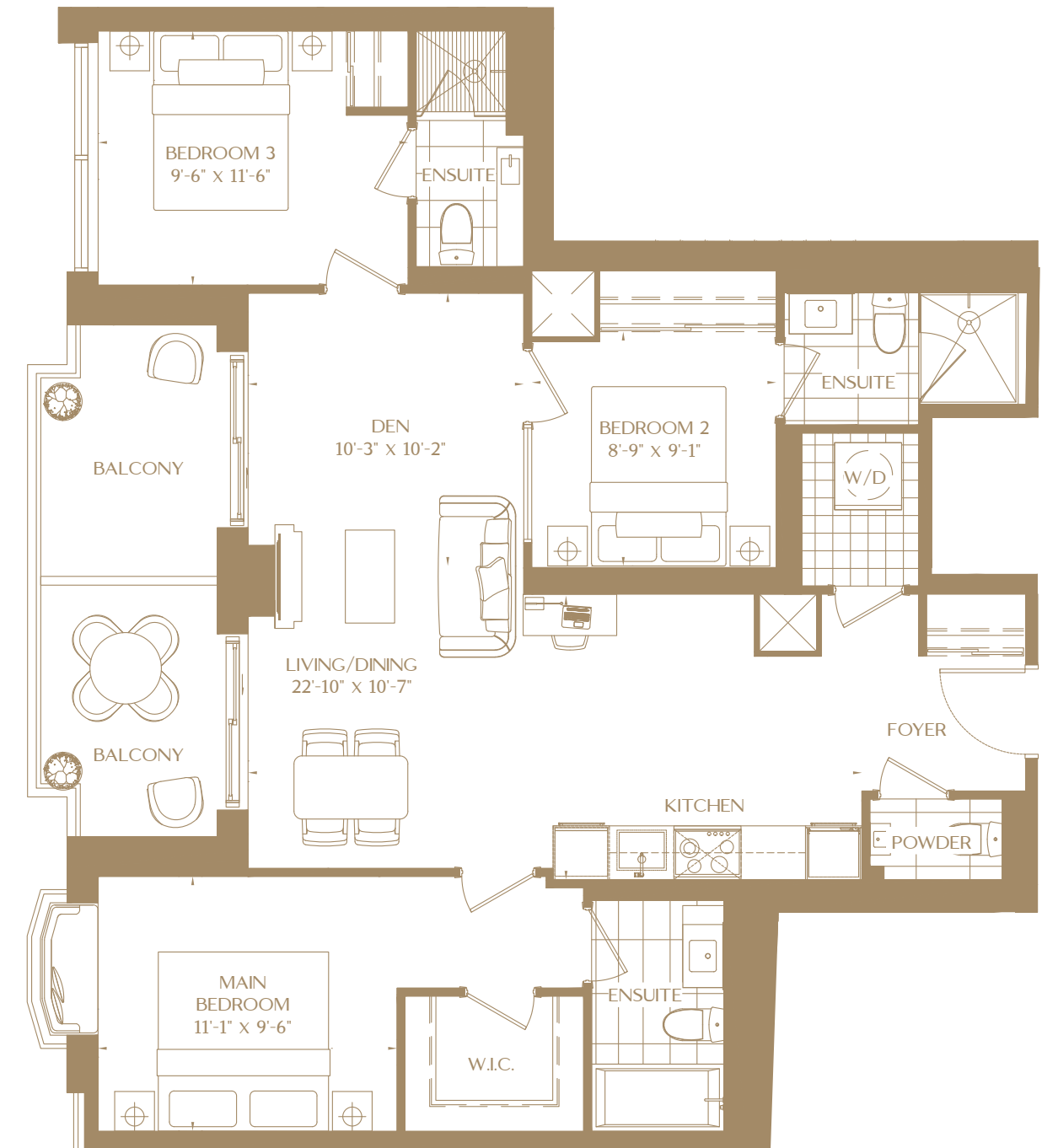


FLOORS 25-27



ALL PRICES, FIGURES, SIZES, SPECIFICATIONS AND INFORMATION ARE SUBJECT TO CHANGE WITHOUT NOTICE. ALL AREAS AND STATED DIMENSIONS ARE APPROXIMATE. ACTUAL USABLE FLOOR SPACE, LIVING AREA AND SQUARE FOOTAGE MAY VARY FROM STATED FLOOR AREA. ALL ILLUSTRATIONS ARE ARTIST'S CONCEPT ONLY. THE UNIT SHOWN MAY BE THE REVERSE OF THE UNIT PURCHASED. THE PURCHASE PRICE DOES NOT INCLUDE ANY FURNITURE. E. & O.E. DECEMBER 2022.

THE PARK TOWER COLLECTION
MODEL 3?
 3 BED + DEN / 3 BATH + POWDER
 1,154 SQ FT (PLUS 123 SQ FT BALCONY)

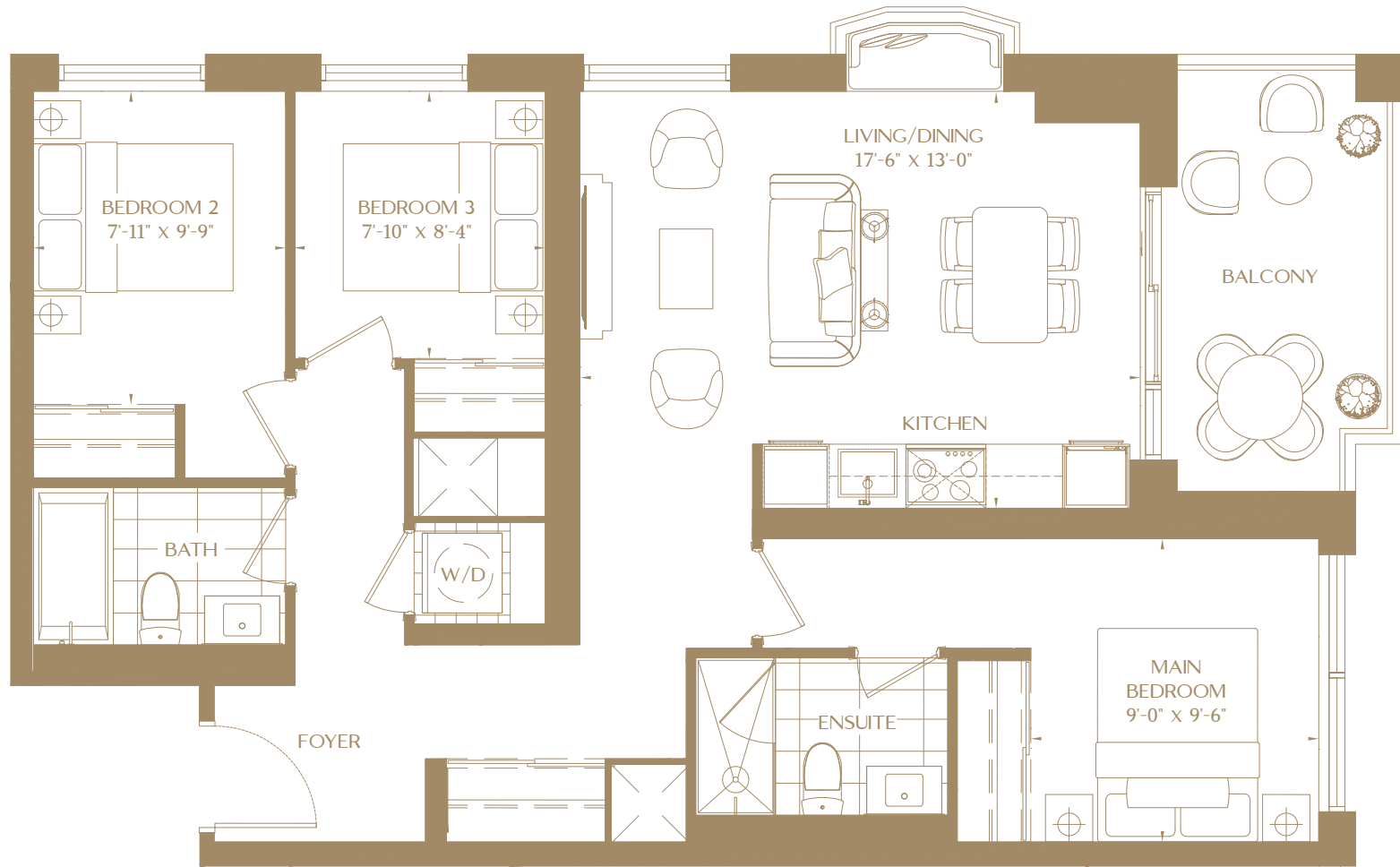


FLOORS 25-27



ALL PRICES, FIGURES, SIZES, SPECIFICATIONS AND INFORMATION ARE SUBJECT TO CHANGE WITHOUT NOTICE. ALL AREAS AND STATED DIMENSIONS ARE APPROXIMATE. ACTUAL USABLE FLOOR SPACE, LIVING AREA AND SQUARE FOOTAGE MAY VARY FROM STATED FLOOR AREA. ALL ILLUSTRATIONS ARE ARTIST'S CONCEPT ONLY. THE UNIT SHOWN MAY BE THE REVERSE OF THE UNIT PURCHASED. THE PURCHASE PRICE DOES NOT INCLUDE ANY FURNITURE. E. & O.E. DECEMBER 2022.

THE PARK TOWER COLLECTION
MODEL 3?
 3 BED / 2 BATH
 958 SQ FT (PLUS 82 SQ FT BALCONY)

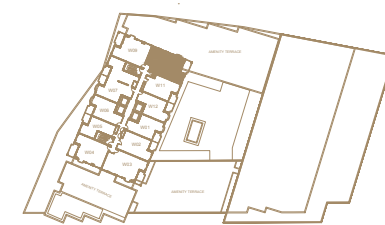
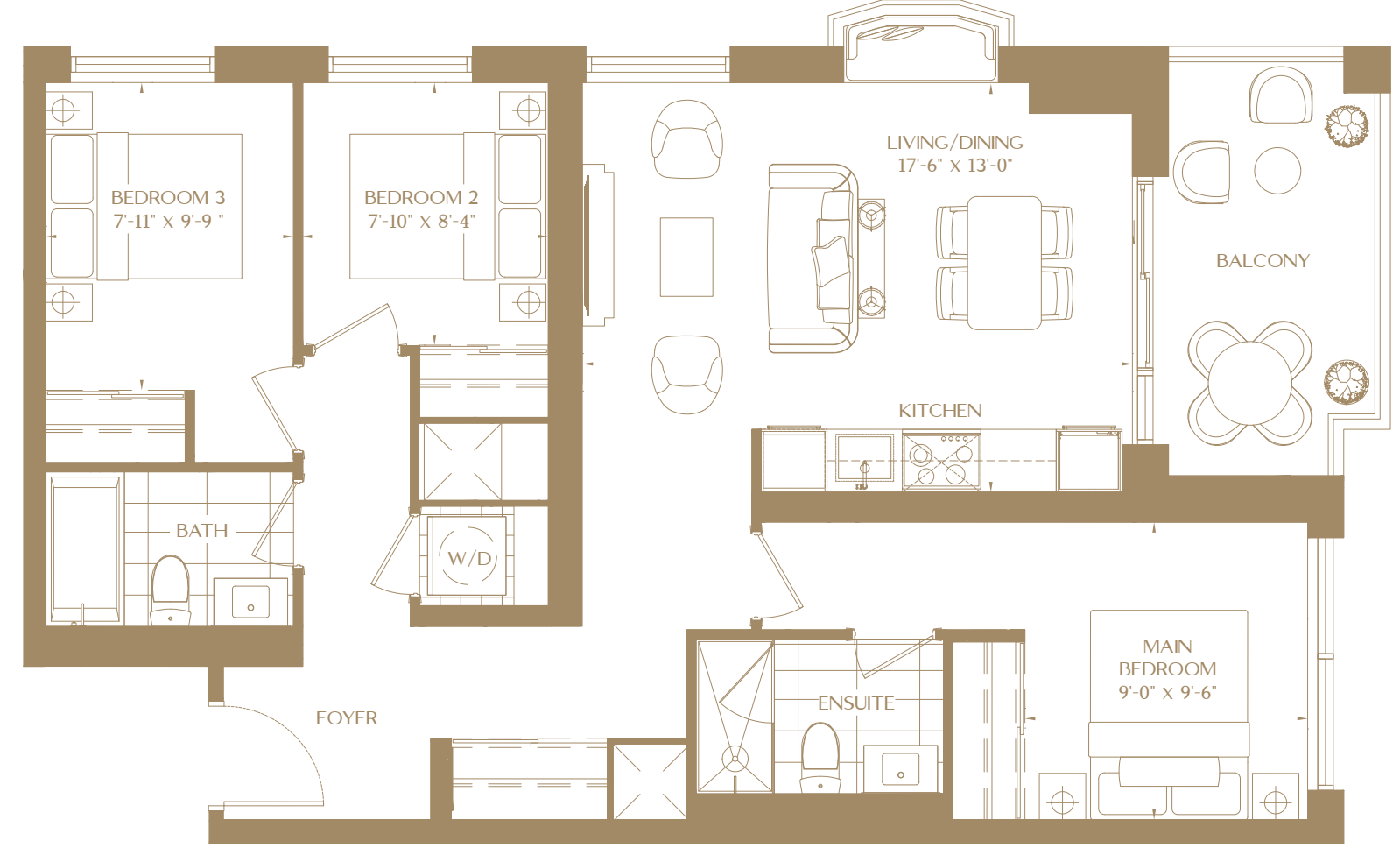


FLOORS 25-27



ALL PRICES, FIGURES, SIZES, SPECIFICATIONS AND INFORMATION ARE SUBJECT TO CHANGE WITHOUT NOTICE. ALL AREAS AND STATED DIMENSIONS ARE APPROXIMATE. ACTUAL USABLE FLOOR SPACE, LIVING AREA AND SQUARE FOOTAGE MAY VARY FROM STATED FLOOR AREA. ALL ILLUSTRATIONS ARE ARTIST'S CONCEPT ONLY. THE UNIT SHOWN MAY BE THE REVERSE OF THE UNIT PURCHASED. THE PURCHASE PRICE DOES NOT INCLUDE ANY FURNITURE. E. & O.E. DECEMBER 2022.

THE PARK TOWER COLLECTION
MODEL 3?
 3 BED / 2 BATH
 951 SQ FT (PLUS 98 SQ FT BALCONY)

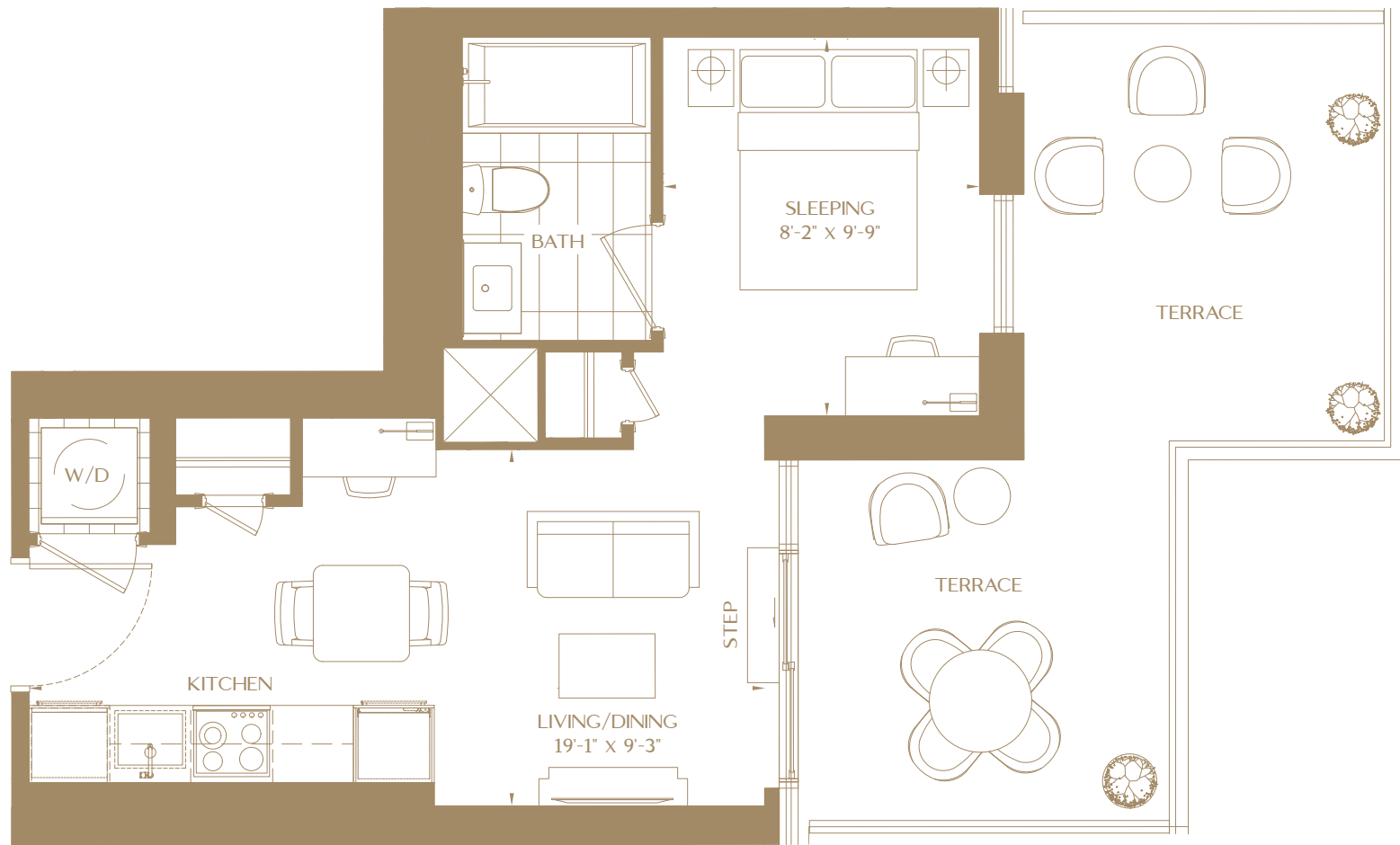


FLOORS 25-27



ALL PRICES, FIGURES, SIZES, SPECIFICATIONS AND INFORMATION ARE SUBJECT TO CHANGE WITHOUT NOTICE. ALL AREAS AND STATED DIMENSIONS ARE APPROXIMATE. ACTUAL USABLE FLOOR SPACE, LIVING AREA AND SQUARE FOOTAGE MAY VARY FROM STATED FLOOR AREA. ALL ILLUSTRATIONS ARE ARTIST'S CONCEPT ONLY. THE UNIT SHOWN MAY BE THE REVERSE OF THE UNIT PURCHASED. THE PURCHASE PRICE DOES NOT INCLUDE ANY FURNITURE. E. & O.E. DECEMBER 2022.

THE PARK TOWER COLLECTION
MODEL S-21
 STUDIO / 1 BATH
 408 SQ FT (PLUS 194 SQ FT TERRACE)

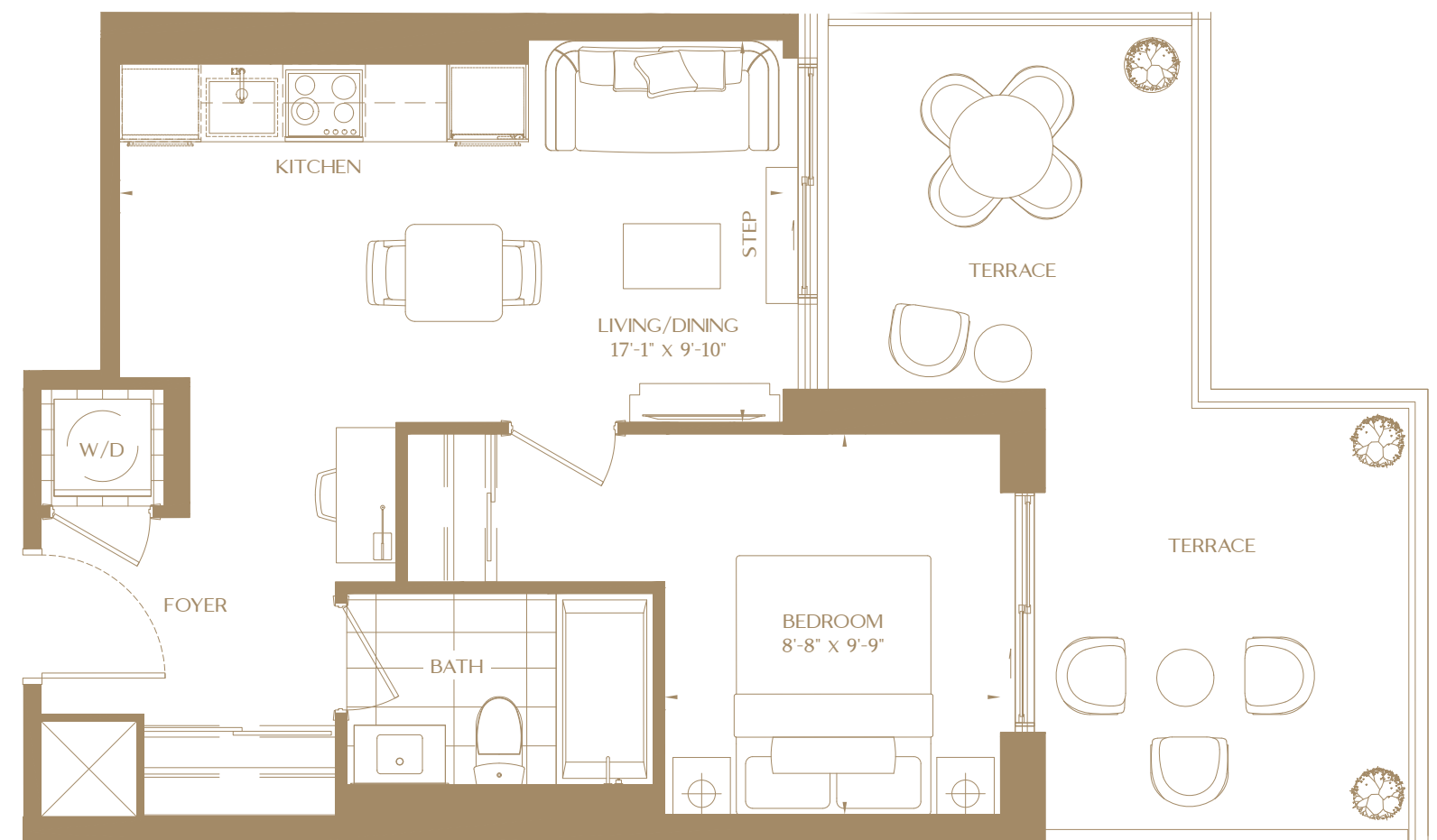


FLOOR 28



ALL PRICES, FIGURES, SIZES, SPECIFICATIONS AND INFORMATION ARE SUBJECT TO CHANGE WITHOUT NOTICE. ALL AREAS AND STATED DIMENSIONS ARE APPROXIMATE. ACTUAL USABLE FLOOR SPACE, LIVING AREA AND SQUARE FOOTAGE MAY VARY FROM STATED FLOOR AREA. ALL ILLUSTRATIONS ARE ARTIST'S CONCEPT ONLY. THE UNIT SHOWN MAY BE THE REVERSE OF THE UNIT PURCHASED. THE PURCHASE PRICE DOES NOT INCLUDE ANY FURNITURE. E. & O.E. DECEMBER 2022.

THE PARK TOWER COLLECTION
MODEL 1B-7
 1 BED / 1 BATH
 480 SQ FT (PLUS 194 SQ FT TERRACE)

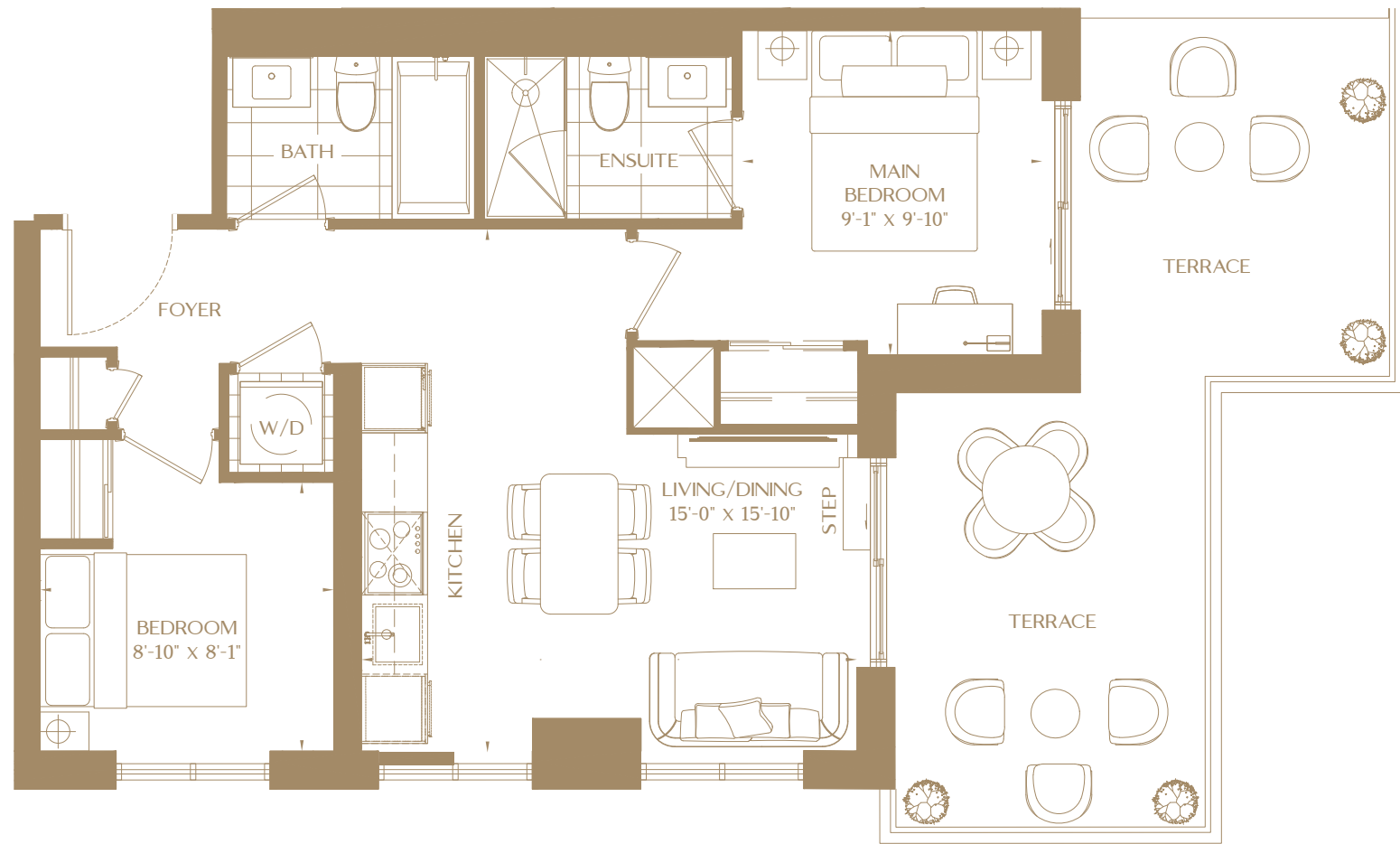


FLOOR 28



ALL PRICES, FIGURES, SIZES, SPECIFICATIONS AND INFORMATION ARE SUBJECT TO CHANGE WITHOUT NOTICE. ALL AREAS AND STATED DIMENSIONS ARE APPROXIMATE. ACTUAL USABLE FLOOR SPACE, LIVING AREA AND SQUARE FOOTAGE MAY VARY FROM STATED FLOOR AREA. ALL ILLUSTRATIONS ARE ARTIST'S CONCEPT ONLY. THE UNIT SHOWN MAY BE THE REVERSE OF THE UNIT PURCHASED. THE PURCHASE PRICE DOES NOT INCLUDE ANY FURNITURE. E. & O.E. DECEMBER 2022.

THE PARK TOWER COLLECTION
MODEL 2B-3
 2 BED / 2 BATH
 653 SQ FT (PLUS 320 SQ FT TERRACE)

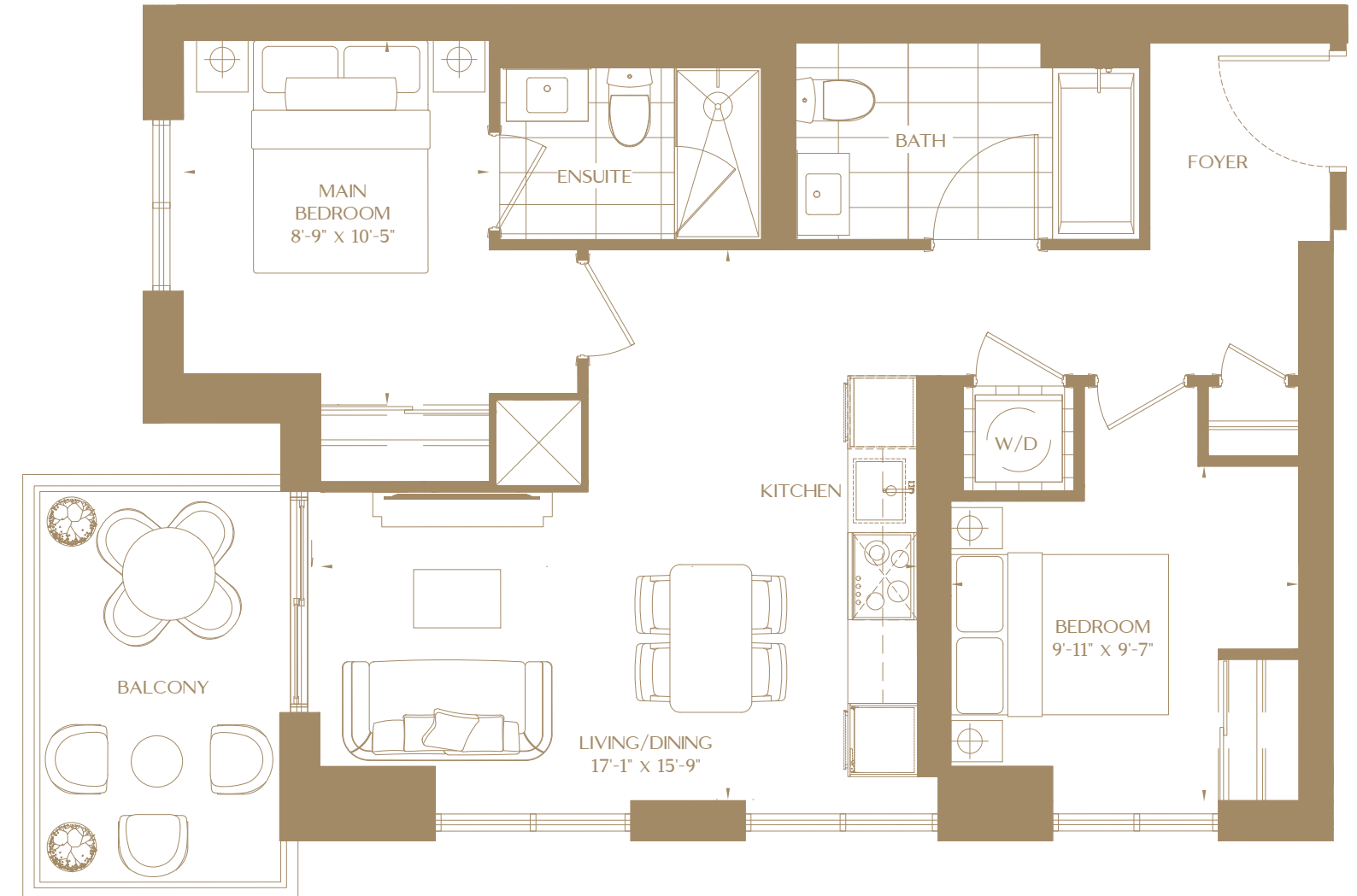


FLOOR 28



ALL PRICES, FIGURES, SIZES, SPECIFICATIONS AND INFORMATION ARE SUBJECT TO CHANGE WITHOUT NOTICE. ALL AREAS AND STATED DIMENSIONS ARE APPROXIMATE. ACTUAL USABLE FLOOR SPACE, LIVING AREA AND SQUARE FOOTAGE MAY VARY FROM STATED FLOOR AREA. ALL ILLUSTRATIONS ARE ARTIST'S CONCEPT ONLY. THE UNIT SHOWN MAY BE THE REVERSE OF THE UNIT PURCHASED. THE PURCHASE PRICE DOES NOT INCLUDE ANY FURNITURE. E. & O.E. DECEMBER 2022.

THE PARK TOWER COLLECTION
MODEL 2B-15
 2 BED / 2 BATH
 752 SQ FT (PLUS 81 SQ FT BALCONY)



FLOOR 28



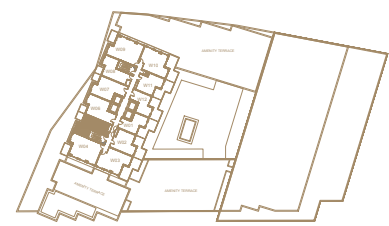
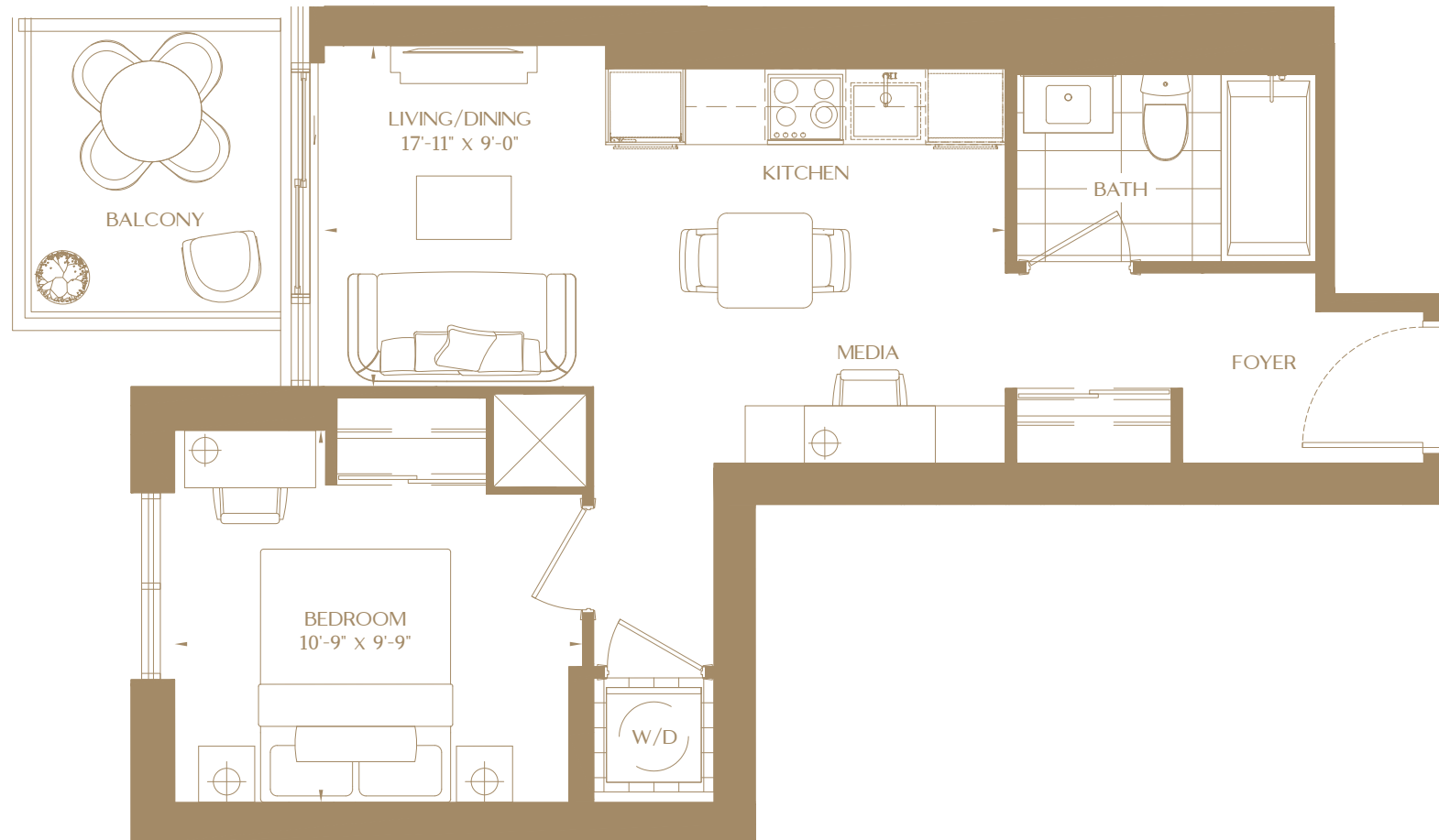
ALL PRICES, FIGURES, SIZES, SPECIFICATIONS AND INFORMATION ARE SUBJECT TO CHANGE WITHOUT NOTICE. ALL AREAS AND STATED DIMENSIONS ARE APPROXIMATE. ACTUAL USABLE FLOOR SPACE, LIVING AREA AND SQUARE FOOTAGE MAY VARY FROM STATED FLOOR AREA. ALL ILLUSTRATIONS ARE ARTIST'S CONCEPT ONLY. THE UNIT SHOWN MAY BE THE REVERSE OF THE UNIT PURCHASED. THE PURCHASE PRICE DOES NOT INCLUDE ANY FURNITURE. E. & O.E. DECEMBER 2022.

THE PARK TOWER COLLECTION

MODEL 1B-11

1 BED + MEDIA / 1 BATH

517 SQ FT (PLUS 52 SQ FT BALCONY)



FLOOR 28



ALL PRICES, FIGURES, SIZES, SPECIFICATIONS AND INFORMATION ARE SUBJECT TO CHANGE WITHOUT NOTICE. ALL AREAS AND STATED DIMENSIONS ARE APPROXIMATE. ACTUAL USABLE FLOOR SPACE, LIVING AREA AND SQUARE FOOTAGE MAY VARY FROM STATED FLOOR AREA. ALL ILLUSTRATIONS ARE ARTIST'S CONCEPT ONLY. THE UNIT SHOWN MAY BE THE REVERSE OF THE UNIT PURCHASED. THE PURCHASE PRICE DOES NOT INCLUDE ANY FURNITURE. E. & O.E. DECEMBER 2022.

THE PARK TOWER COLLECTION

MODEL 1F-18

1 BED + FLEX / 2 BATH

601 SQ FT (PLUS 52 SQ FT BALCONY)



FLOOR 28



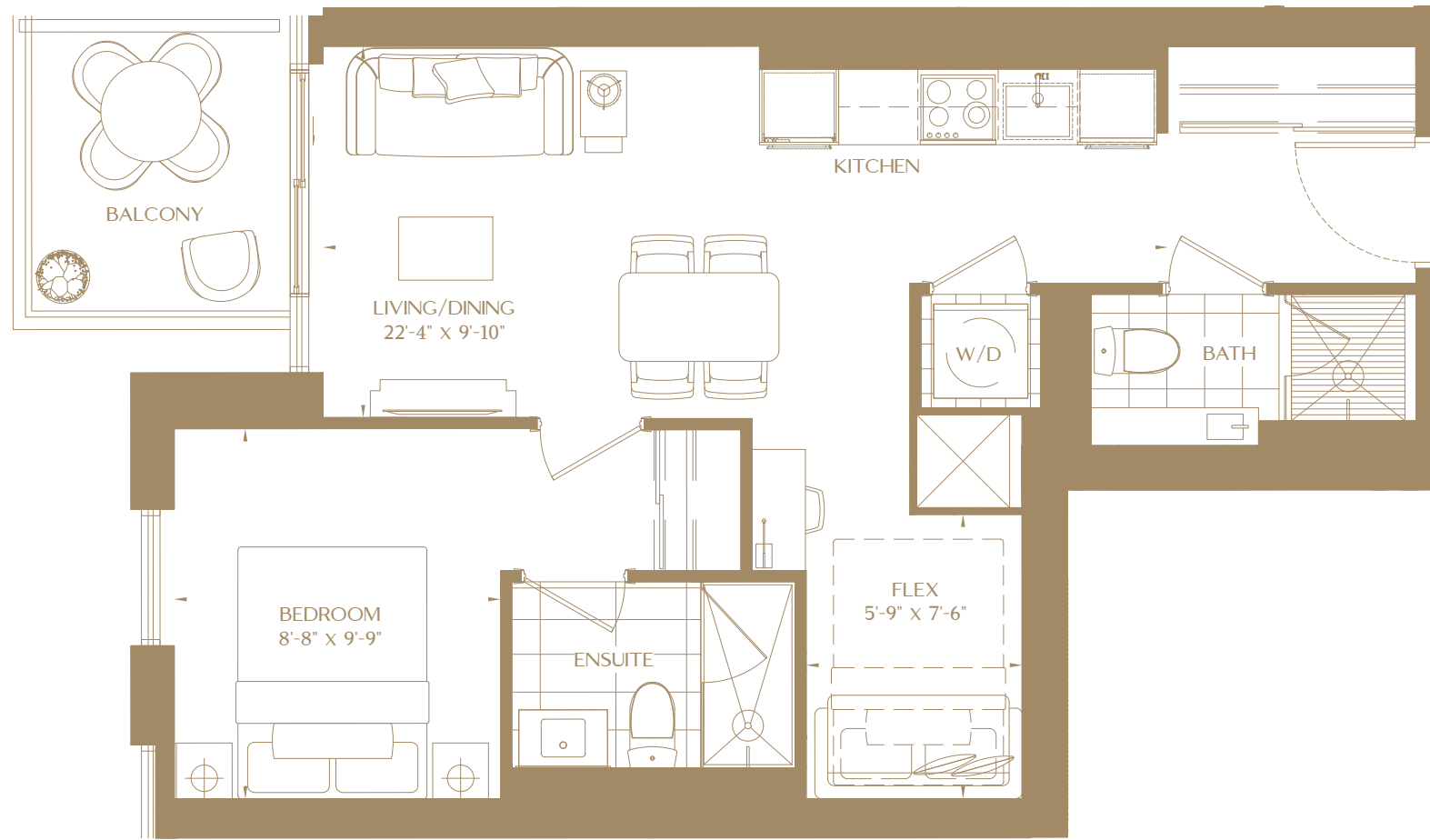
ALL PRICES, FIGURES, SIZES, SPECIFICATIONS AND INFORMATION ARE SUBJECT TO CHANGE WITHOUT NOTICE. ALL AREAS AND STATED DIMENSIONS ARE APPROXIMATE. ACTUAL USABLE FLOOR SPACE, LIVING AREA AND SQUARE FOOTAGE MAY VARY FROM STATED FLOOR AREA. ALL ILLUSTRATIONS ARE ARTIST'S CONCEPT ONLY. THE UNIT SHOWN MAY BE THE REVERSE OF THE UNIT PURCHASED. THE PURCHASE PRICE DOES NOT INCLUDE ANY FURNITURE. E. & O.E. DECEMBER 2022.

THE PARK TOWER COLLECTION

MODEL 1F-17

1 BED + FLEX / 2 BATH

601 SQ FT (PLUS 52 SQ FT BALCONY)



FLOOR 28



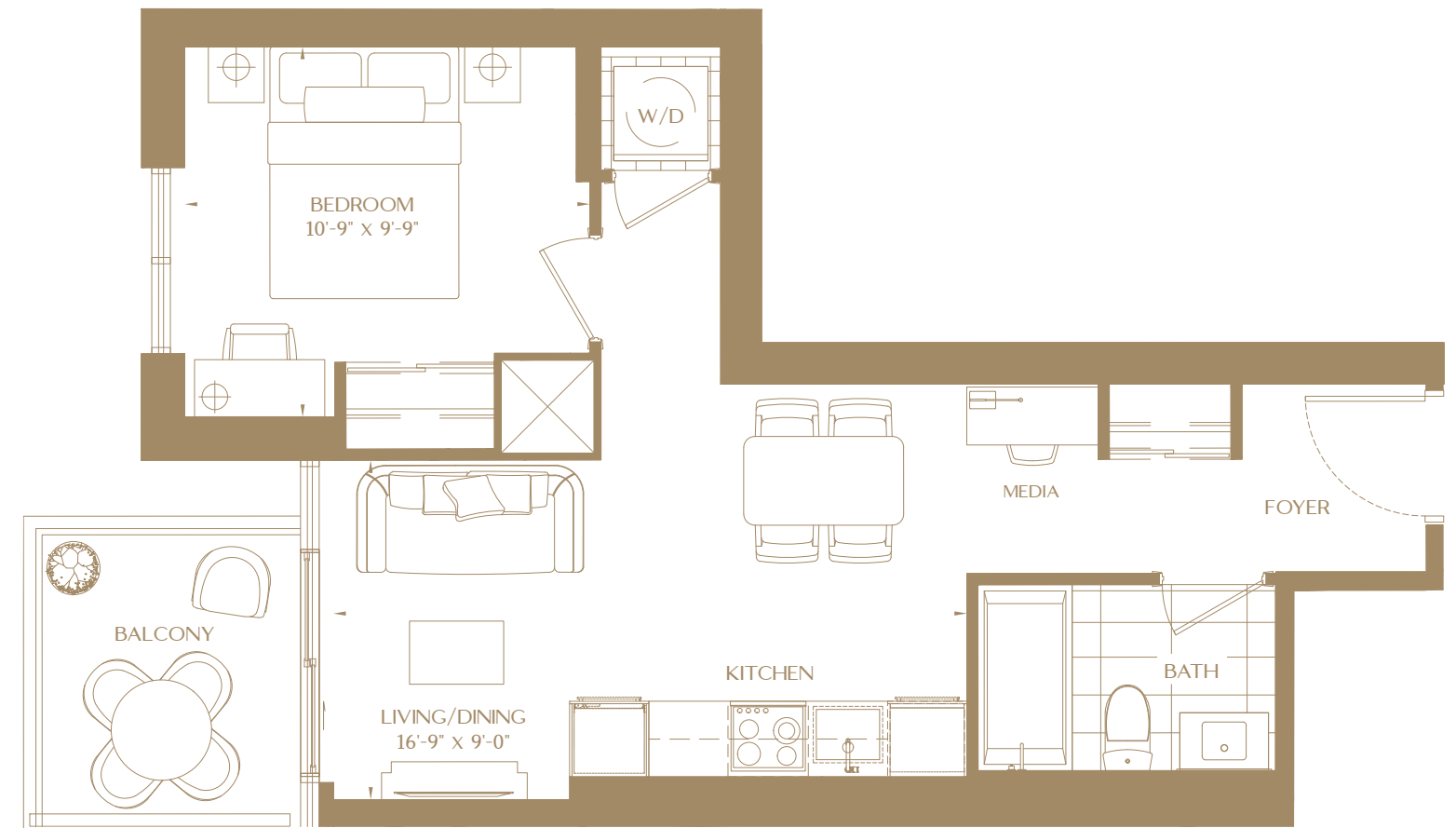
ALL PRICES, FIGURES, SIZES, SPECIFICATIONS AND INFORMATION ARE SUBJECT TO CHANGE WITHOUT NOTICE. ALL AREAS AND STATED DIMENSIONS ARE APPROXIMATE. ACTUAL USABLE FLOOR SPACE, LIVING AREA AND SQUARE FOOTAGE MAY VARY FROM STATED FLOOR AREA. ALL ILLUSTRATIONS ARE ARTIST'S CONCEPT ONLY. THE UNIT SHOWN MAY BE THE REVERSE OF THE UNIT PURCHASED. THE PURCHASE PRICE DOES NOT INCLUDE ANY FURNITURE. E. & O.E. DECEMBER 2022.

THE PARK TOWER COLLECTION

MODEL 1B-10

1 BED + MEDIA / 1 BATH

509 SQ FT (PLUS 52 SQ FT BALCONY)



FLOOR 28

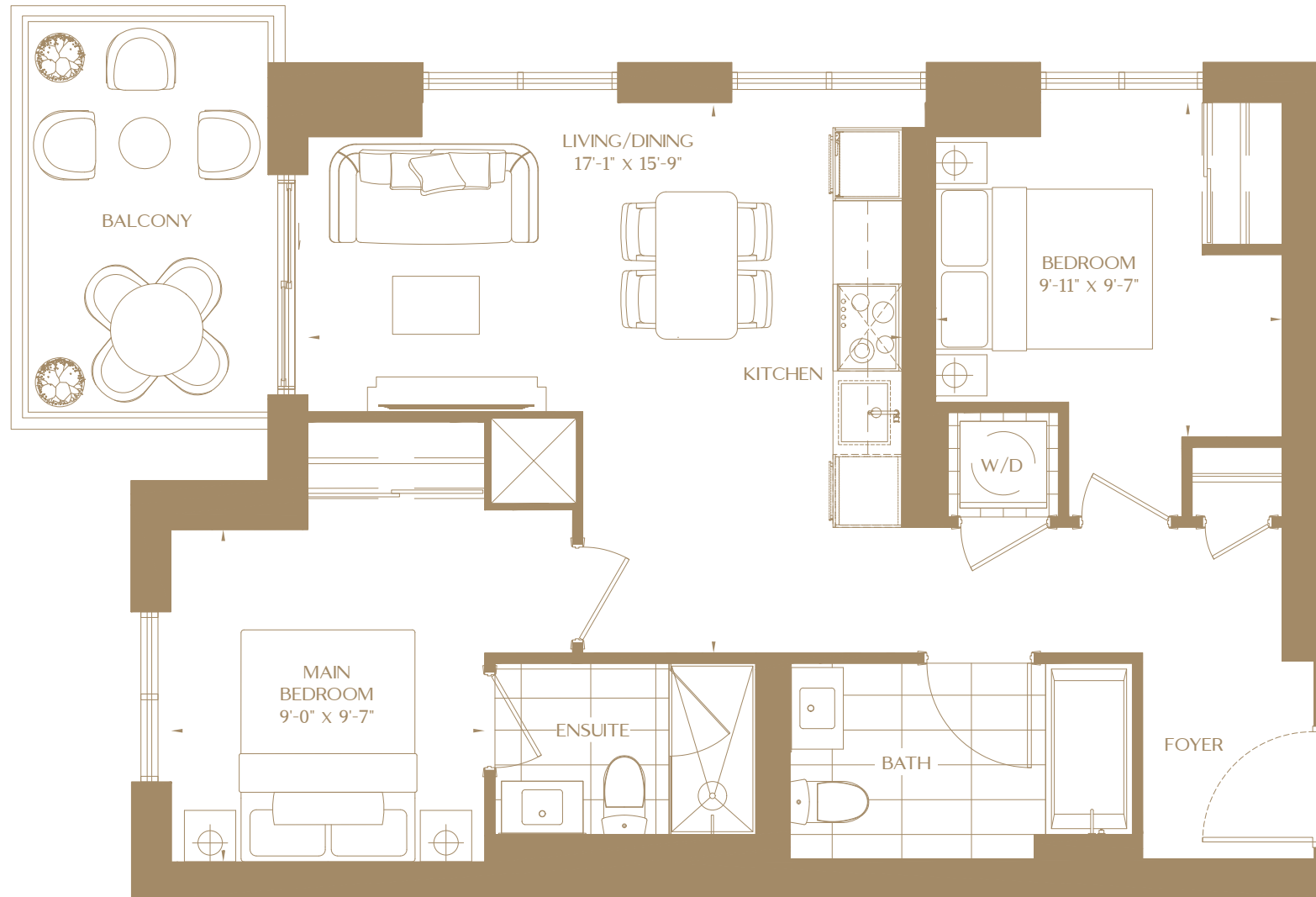


ALL PRICES, FIGURES, SIZES, SPECIFICATIONS AND INFORMATION ARE SUBJECT TO CHANGE WITHOUT NOTICE. ALL AREAS AND STATED DIMENSIONS ARE APPROXIMATE. ACTUAL USABLE FLOOR SPACE, LIVING AREA AND SQUARE FOOTAGE MAY VARY FROM STATED FLOOR AREA. ALL ILLUSTRATIONS ARE ARTIST'S CONCEPT ONLY. THE UNIT SHOWN MAY BE THE REVERSE OF THE UNIT PURCHASED. THE PURCHASE PRICE DOES NOT INCLUDE ANY FURNITURE. E. & O.E. DECEMBER 2022.

MODEL 2B-16

2 BED / 2 BATH

752 SQ FT (PLUS 81 SQ FT BALCONY)



FLOOR 28

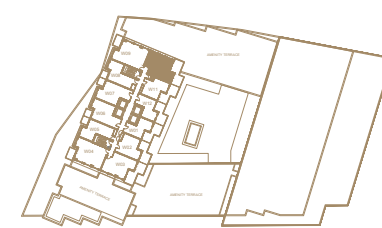
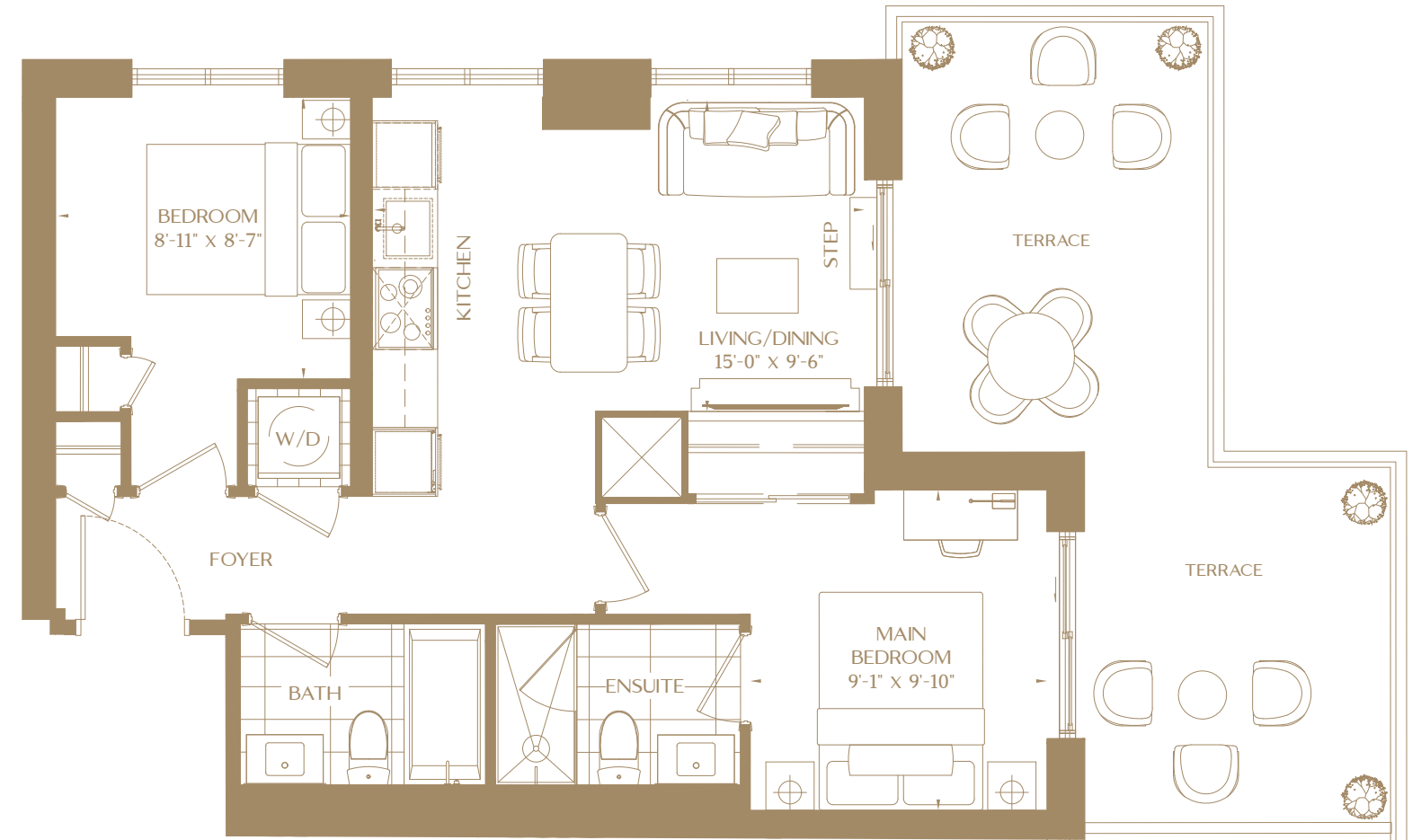


ALL PRICES, FIGURES, SIZES, SPECIFICATIONS AND INFORMATION ARE SUBJECT TO CHANGE WITHOUT NOTICE. ALL AREAS AND STATED DIMENSIONS ARE APPROXIMATE. ACTUAL USABLE FLOOR SPACE, LIVING AREA AND SQUARE FOOTAGE MAY VARY FROM STATED FLOOR AREA. ALL ILLUSTRATIONS ARE ARTIST'S CONCEPT ONLY. THE UNIT SHOWN MAY BE THE REVERSE OF THE UNIT PURCHASED. THE PURCHASE PRICE DOES NOT INCLUDE ANY FURNITURE. E. & O.E. DECEMBER 2022.

MODEL 2B-6

2 BED / 2 BATH

657 SQ FT (PLUS 316 SQ FT TERRACE)

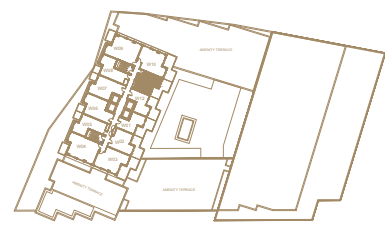
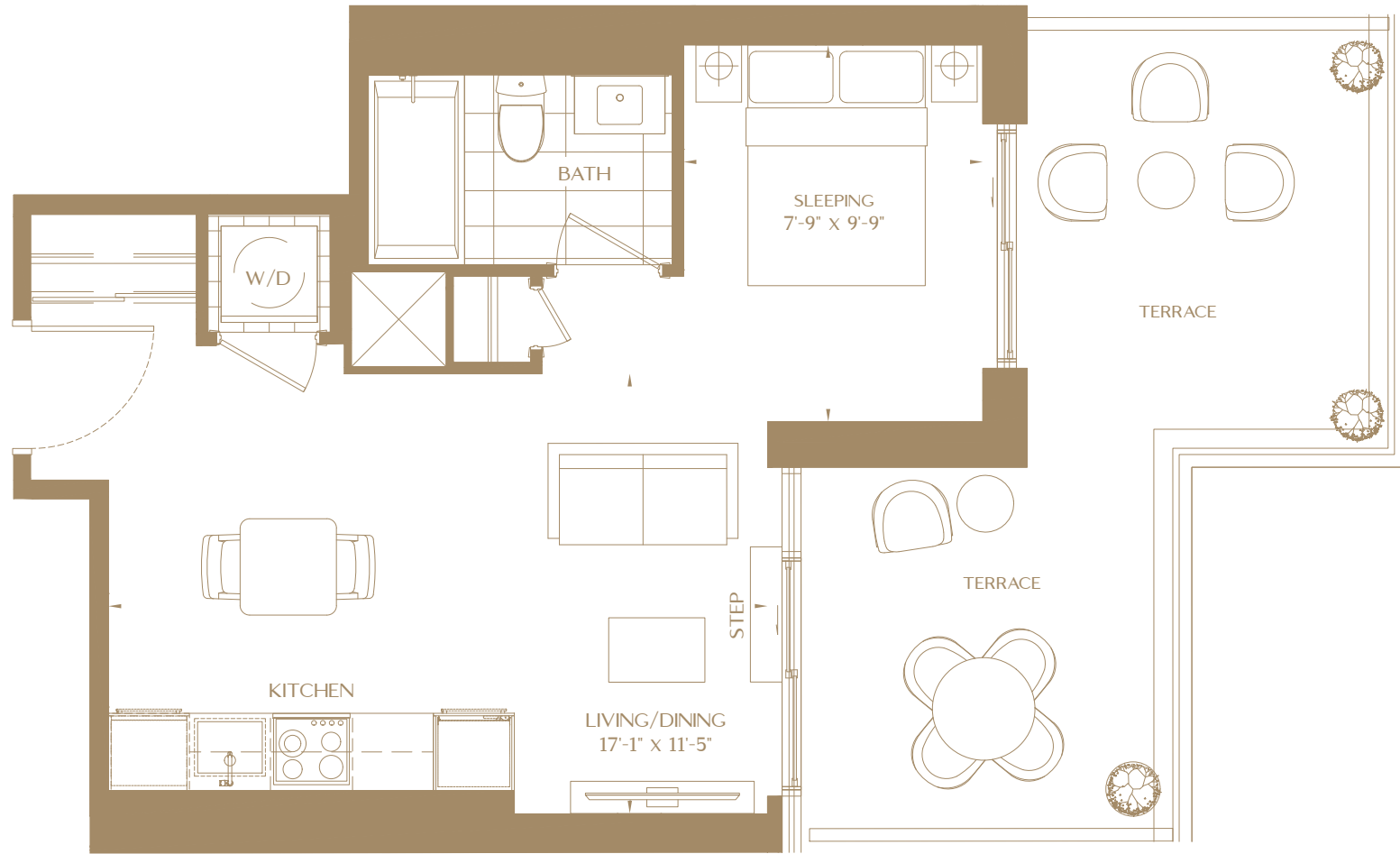


FLOOR 28



ALL PRICES, FIGURES, SIZES, SPECIFICATIONS AND INFORMATION ARE SUBJECT TO CHANGE WITHOUT NOTICE. ALL AREAS AND STATED DIMENSIONS ARE APPROXIMATE. ACTUAL USABLE FLOOR SPACE, LIVING AREA AND SQUARE FOOTAGE MAY VARY FROM STATED FLOOR AREA. ALL ILLUSTRATIONS ARE ARTIST'S CONCEPT ONLY. THE UNIT SHOWN MAY BE THE REVERSE OF THE UNIT PURCHASED. THE PURCHASE PRICE DOES NOT INCLUDE ANY FURNITURE. E. & O.E. DECEMBER 2022.

THE PARK TOWER COLLECTION
MODEL 1B-1
 STUDIO / 1 BATH
 442 SQ FT (PLUS 194 SQ FT TERRACE)

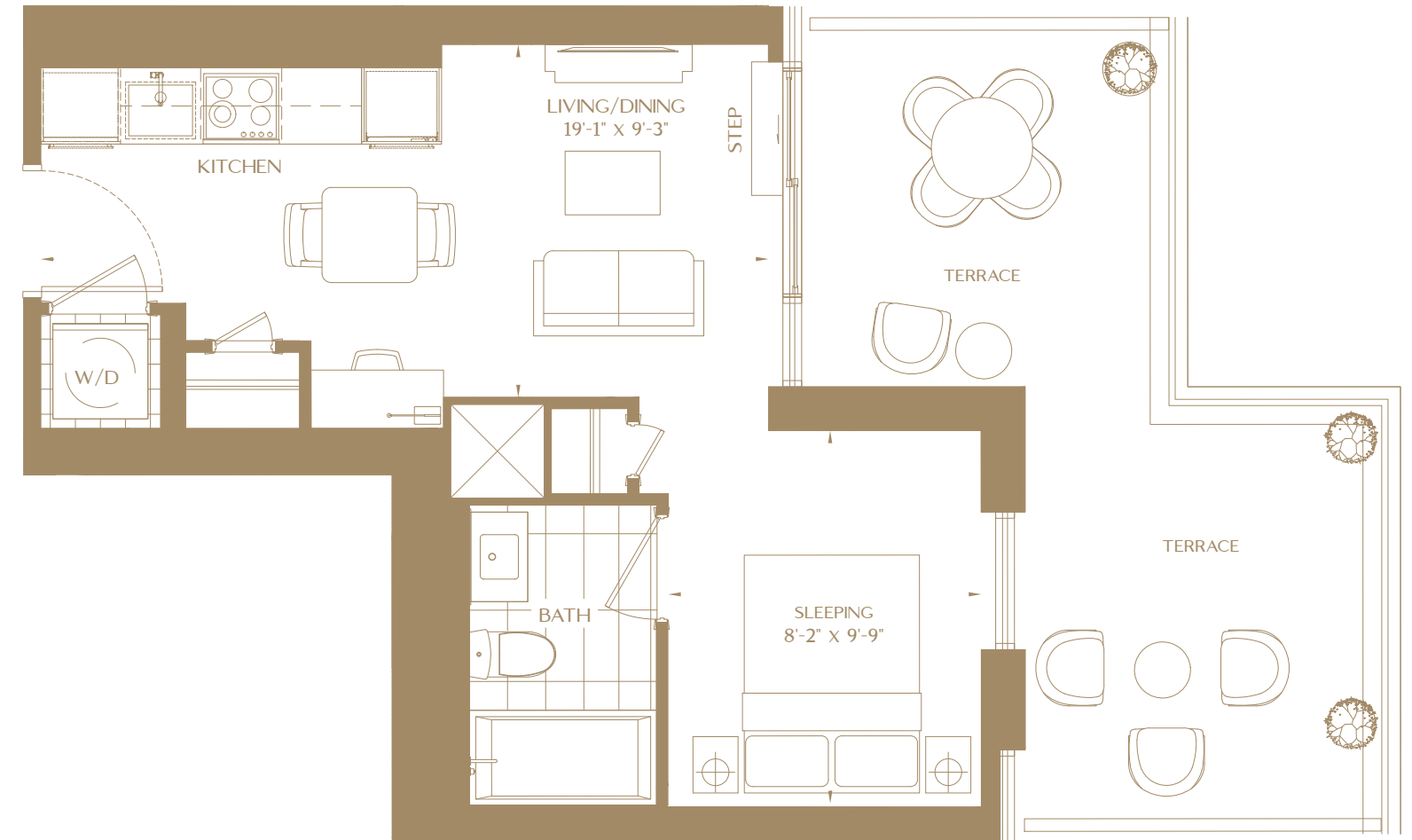


FLOOR 28



ALL PRICES, FIGURES, SIZES, SPECIFICATIONS AND INFORMATION ARE SUBJECT TO CHANGE WITHOUT NOTICE. ALL AREAS AND STATED DIMENSIONS ARE APPROXIMATE. ACTUAL USABLE FLOOR SPACE, LIVING AREA AND SQUARE FOOTAGE MAY VARY FROM STATED FLOOR AREA. ALL ILLUSTRATIONS ARE ARTIST'S CONCEPT ONLY. THE UNIT SHOWN MAY BE THE REVERSE OF THE UNIT PURCHASED. THE PURCHASE PRICE DOES NOT INCLUDE ANY FURNITURE. E. & O.E. DECEMBER 2022.

THE PARK TOWER COLLECTION
MODEL S-22
 STUDIO / 1 BATH
 408 SQ FT (PLUS 194 SQ FT TERRACE)



FLOOR 28



ALL PRICES, FIGURES, SIZES, SPECIFICATIONS AND INFORMATION ARE SUBJECT TO CHANGE WITHOUT NOTICE. ALL AREAS AND STATED DIMENSIONS ARE APPROXIMATE. ACTUAL USABLE FLOOR SPACE, LIVING AREA AND SQUARE FOOTAGE MAY VARY FROM STATED FLOOR AREA. ALL ILLUSTRATIONS ARE ARTIST'S CONCEPT ONLY. THE UNIT SHOWN MAY BE THE REVERSE OF THE UNIT PURCHASED. THE PURCHASE PRICE DOES NOT INCLUDE ANY FURNITURE. E. & O.E. DECEMBER 2022.