

# LOGAN STANDARD PACKAGE

---

# Executive Summary - LOGAN STANDARD PACKAGE

---

## Kitchen



**30" Single Wall Oven with Even-Heat™ Thermal Bake/Broil**

KOST100ESS

 KOST100ESS  
Stainless Steel



**30-Inch 4-Element Induction Cooktop, Architect® Series II**

KICU500XBL

 KICU500XBL  
Black



**39 dBA Dishwasher in PrintShield™ Finish with Third Level Utensil Rack**

KDFE204KPS

 KDFE204KPS  
Stainless Steel with  
PrintShield™ Finish

Additional finishes/colours available.



**20 cu. Ft. 30-Inch Width Standard Depth French Door Refrigerator with Interior Dispense**

KRFF300ESS


 KRFF300ESS  
Stainless Steel

Additional finishes/colours available.



**30" Range Hood with Dishwasher-Safe Full-Width Grease Filters**

WVU37UC0FS

 WVU37UC0FS  
Stainless Steel

## Laundry



**4.0 cu.ft I.E.C. Electric Stacked Laundry Center 9 Wash cycles and AutoDry™**

YWET4027HW

 YWET4027HW  
White

## 30" Single Wall Oven with Even-Heat™ Thermal Bake/Broil

KOST100ESS

This 30" Single Wall Oven with Even-Heat™ Thermal Bake/Broil cycles the bake and broil elements to maintain the perfect temperature for baking, broiling and roasting. It comes with the FIT System Guarantee allowing you to matching the height of existing cabinets. And its bold design details are the perfect balance of elegance and functionality.



### Available Finishes/Colours

 KOST100ESS  
Stainless Steel

### Manuals & Literature:

-  [Dimension Guide](#)
-  [Energy Guide](#)
-  [Installation Instructions](#)
-  [Use and Care](#)
-  [Warranty](#)

### Top Features

#### Even-Heat™ Oven with Thermal Bake/Broil

Cycles the bake and broil elements to maintain the perfect temperature for baking, broiling and roasting.

#### 5.0 Cu. Ft. Capacity

Provides an extra-large cooking capacity that's unsurpassed among 30" wall ovens and is perfect for large turkeys and roasts. It can even make multiple dishes at once.

#### Even-Heat™ Preheat

Helps remove cold spots to help ensure even baking because the entire oven, including the walls and racks, are heated to the correct temperature.

#### Glass-Touch Display with Control Lock Function

Gives an intuitive glass touch screen experience that's easy to wipe clean.

### Dimensions

Depth	26 7/8
Height	28 3/4
Width	30

### Exterior

Door Removable	Yes
Door Lock	Yes
Door Type	Metal & Glass
Flush Installation Approved	Yes
Installable Under Cooktop	Yes
Oven Window Size	Extra Large
Handle Color	Stainless Steel
Handle Material	Metal

### Controls

Display Color	White
Control Type	Glass Touch Digital Display
Electronic Display Type	Digital

### GDS

isBaseUnit	true
isConsumerUnit	true
IsDispatchUnit	.
IsInvoiceUnit	true
IsOrderableUnit	true
Product Type	EA
UDEX	1100400623
GPC Code	10001950

### Features

Language Conversion	English/French
---------------------	----------------


## 30-Inch 4-Element Induction Cooktop, Architect® Series II

KICU500XBL


This 30-inch cooktop features induction technology that uses electromagnetic energy to generate instant heat directly to your cookware without spreading the heat across the entire cooking surface. This superior responsiveness is available on four elements that can reach nine heat levels letting you do everything from boiling to simmering much faster than on a gas or electric cooktop.





### Available Finishes/Colours


 KICU500XBL  
Black

### Manuals & Literature:

 [Dimension Guide](#)

 [Installation Instructions](#)

 [Use and Care](#)

 [Warranty](#)

### Top Features

#### 4-Element Cooktop

Provides four independent cooking surface areas.

#### 9 Heat Level Settings

9 réglages de température

#### Melt and Hold

Uses low power levels for melting delicate ingredients or keeping cooked food warm without scorching.

#### Pan Size Detection

Provides feedback on whether pan size is suitable for the selected element.

### Dimensions

Depth	21 5/16
Height	2 3/8
Width	30 13/16

### Controls

Control Location	Front
Control Type	Tap Touch
Knob Color	NA

### Features

Hot Surface Indicator Light	Yes
Automatic Pan Detection	Yes
Digital Display	Yes
Downdraft Vent	No
Heating Element On Indicator Light	Yes
Installs Over Built-In Oven	No
Griddle	NA

### Details

Cooktop Surface Material	Ceramic Glass
--------------------------	---------------


### GDS

isBaseUnit	true
isConsumerUnit	true
GPC Code	10001951
IsDispatchUnit	.
IsInvoiceUnit	true
IsOrderableUnit	true
Product Type	EA
UDEX	1100400623





## 39 dBA Dishwasher in PrintShield™ Finish with Third Level Utensil Rack

KDFE204KPS





The quietest KitchenAid® Dishwasher provides quiet cleaning without compromising performance, so there's no need to wait to run a wash cycle. A third level utensil rack holds silverware, serving utensils and spatulas, and an adjustable middle rack adds flexibility to fit tall items. Choose Stainless Steel or Black Stainless Steel, both with PrintShield™ Finish that resists smudges and fingerprints..



### Available Finishes/Colours

 KDFE204KBL Black	 KDFE204KBS Black Stainless Steel with PrintShield™ Finish
 KDFE204KPS Stainless Steel with PrintShield™ Finish	 KDFE204KWH White

### Manuals & Literature:

 <a href="#">Dimension Guide</a>	 <a href="#">Energy Guide</a>
 <a href="#">Use and Care</a>	 <a href="#">Warranty</a>

### Top Features

#### 39 dBA

Provides the quietest cleaning available from KitchenAid® Dishwashers, so there's no need to wait to run a wash cycle while entertaining and enjoying meals, even in open concept kitchens.

#### ENERGY STAR® Certified

ENERGY STAR® certified models exceed government standards to help save money on your utility bills.

#### Third Level Utensil Rack

Provides additional space for long and flat items like silverware, serving utensils and spatulas.

#### ProWash™ Cycle

Uses sensors to measure soil levels throughout the cycle and adapts wash time and water temperature as needed for tough messes or lighter loads, because no two meals or the dishes that result are exactly the same.

### Dimensions

Depth	24 1/2
Width	23 7/8
Height	34 5/8

### Controls

Automatic Temperature Controls	Yes
Control Location	Front
Control Type	Tap Touch
Sensor	Yes
Status Light	White
End of Cycle Signal	Yes

### Features

Rinse Aid Dispenser Level Indicator	Yes
-------------------------------------	-----

### Features

Dispensers	Detergent and Rinse Aid
Sound Package	Yes
Number of Wash Levels	5

### Exterior

Control Panel Color	Grey
Handle Color	Grey
Handle Material	Plastic
Handle Type	Long Pocket
True Hold Door	Yes
Magnetic Door	Yes
Toe Panel Color	Black

### Cycles

Number of Wash Cycles	5
-----------------------	---




## 20 cu. Ft. 30-Inch Width Standard Depth French Door Refrigerator with Interior Dispense

KRFF300ESS





This 30-inch refrigerator is an ideal solution in small kitchens that can typically only accept a top-freezer refrigerator. French doors open with a narrow door swing similar to a side-by-side refrigerator. And inside you'll find appealing features including an interior water dispenser and a full-width pantry drawer that helps keep your fresh food organized and easy to reach.



### Available Finishes/Colours

-  KRFF300EBS  
Black Stainless Steel with PrintShield™ Finish
-  KRFF300ESS  
Stainless Steel
-  KRFF300EWH  
White

### Manuals & Literature:

-  [Dimension Guide](#)
-  [Energy Guide](#)
-  [Use and Care](#)
-  [Warranty](#)

### Top Features

#### ExtendFresh™ Plus Temperature Management System

Ensures ingredients remain fresh for maximum taste and texture using a sensor-controlled system with a variable-capacity compressor. There is one thermistor in the freezer and one thermistor in the refrigerator.

#### Interior Water Dispenser

Provides easy access to filtered water inside the refrigerator

#### Professionally-Inspired Design

A bold blend of professionally-inspired styling and sleek touches for the home. The striking built-in refrigerator features Satin Textured Handles with iconic KitchenAid Brand Medallions while a Platinum Interior Design enhances the beauty on the inside.

### Dimensions

Depth	34 7/8
Height	68 3/8
Width	30 1/8

### AHAM Volumes And Shelf Area

Freezer Volume (Cu Ft)	6.34
Refrigerator Volume (Cu Ft)	13.34

### Details

Cooling Type	Single Evaporator
Counter Depth	No
Door Style	Contour

### Controls

Control Type	Electronic
Air Filter Indicator/Reset	Yes

### Controls

Automatic Defrost	Yes
LCD Touch Screen	No
Control Lockout	No
Door Ajar/Open Alarm	Yes
Control Location	Interior Up Front
Max Cool/Fast Cool	Yes
Water Filter Indicator/Reset	Yes

### Compatibility

Works With	No
------------	----

### Exterior

Base Grille Color	Grey
-------------------	------



# 4.0 cu.ft I.E.C. Electric Stacked Laundry Center 9 Wash cycles and AutoDry™

YWET4027HW

Get the capacity you want and the space you need with an electric stacked washer and dryer combination. The washer with fabric softener dispenser releases fabric softener at just the right time and the dryer automatically senses when clothes are ready and stops the cycle to help prevent overdrying.



### Available Finishes/Colours

YWET4027HW  
White

### Manuals & Literature:

[Energy Guide](#)

[Installation Instructions](#)

[Use and Care](#)

### Top Features

#### Dual action Agitator with Fabric Softener Dispenser

Get dual action cleaning and convenient fabric softener dispensing at just the right time when you fill this cap with softener before the cycle begins.

#### White Porcelain Basket

Keep your washer looking good thanks to the durable finish that resists scratches, chemicals and rust.

#### AutoDry™ Drying System

Help prevent overdrying with the AutoDry™ drying system that senses when clothes have reached the right moisture content and stops the cycle.

#### 4 Drying Cycles

Choose the right setting for each load when you dry with Normal, Delicate, Air Only or Timed Dry cycles.

### Dimensions

Depth	32 7/16
Height	75 1/2
Width	27 1/4

### Details

Washer Capacity (cu. ft.)	3.5
Hoses Included	No
Motor Drive Type	Belt

### Appearance

Dryer Door Reversible	No
-----------------------	----

### Controls

End of Cycle Signal	No
Control Type	Dials
LED Color	Green
Electronic Display Type	No

### Details

Advanced Vibration Control™	Yes
Dryer Capacity (cu. ft.)	5.9
Automatic Load Size Sensing Technology	Yes
Maximum Spin Speed (RPM)	690

### Exterior

Window	No
--------	----

### Cycles

Number of Wash Cycles	9
-----------------------	---

# 30" Range Hood with Dishwasher-Safe Full-Width Grease Filters

WVU37UC0FS

Installing this stove hood is quick and easy. The FIT system eliminates measuring, cutting and filler strips for a smooth fit every time. Once installed, the hood vent kitchen fan operates at a quiet 0.5 sones at its lowest of three fan speeds so it won't disturb family time in the kitchen.

## Top Features

### Full-width grease filters

Make cleanup easy with full-width grease filters that help keep the kitchen clean of unwanted grease and odors.

### LED Task Lighting

LED lighting designed to last longer than standard incandescent light bulbs.

### Powerful 3-speed, 265 CFM Motor Class

Three fan speeds provide the right amount of ventilation for every meal you prepare.

### FIT System

The FIT system eliminates measuring, cutting and trim for a perfect fit every time.



## Available Finishes/Colours

WVU37UC0FS  
Stainless Steel

## Manuals & Literature:



[Dimension Guide](#)



[Installation Instructions](#)



[Use and Care](#)



[Warranty](#)

## Dimensions

Depth	18 5/8
Height	4 15/16
Width	29 15/16

## Configuration and Overview

Hood Type	Under Cabinet
-----------	---------------

## Controls

Control Type	Push Button
Control Location	Front

## Ventilation System

Auto Function	No
Blower Motor	NA
CFM Motor Class	265
Duct Outlet Size (in.)	3 1/4 x 10 Rear and Top, 7 Top

## Ventilation System

Duct Type	Rectangular & Circular
Exhaust Vent Location	Rear, Top
Duct Direction	Vertical or Horizontal
Sound Max Speed (Sones)	5.0
Venting	Exterior or Recirculating

## Features

Lighting Control Type	Push Button
Night Light Type	N/A
Number of Night Light Settings	0



# WHIRLPOOL OWNER SUPPORT

Whirlpool is dedicated to providing resources and tools that will make sure you love your appliances and know how to get the most out of them when you get home.



## RESOURCES AVAILABLE TO ALL OWNERS

We've ensured that you can easily access info related to your appliances when and where you need it.



### WEBSITES:

Our sites are constantly updated with relevant content and resources to help answer questions. The Product Help section is a great tool to help you drill down on FAQs and DIY.



[Whirlpool product help >](#)



[Maytag product help >](#)



[KitchenAid product help >](#)



### YOUTUBE:

Our videos help you with unboxing, installation and early use of your appliances, and we are working to add more! Check out our Youtube channels - we've organized our playlists to help you find what you need!





## CUSTOMIZED INFO & TIPS SENT DIRECTLY TO YOUR INBOX

Register your appliance today. It only takes 3 minutes, and when you opt-in to receive emails, we'll send you personalized content based on your new appliance. You'll also gain exclusive access to great promotions. Click below to get started.

[Whirlpool register >](#)

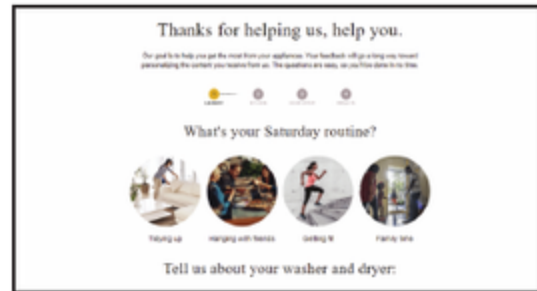
[Maytag register >](#)

[KitchenAid register >](#)



### BUILDING AN OWNER PROFILE:

Upon signing up for emails, we will ask you to take a short, fun quiz (if you'd like). This helps us know what appliances you own, the type of content you want / don't want to receive and how often.



[Check out the experience >](#)



### ONBOARDING EMAILS:

Our Onboarding program helps you with early use of the appliance, provides ongoing tips as well as points you to where you can find great videos, FAQs and resources on our websites.



### ONGOING PERSONALIZED CONTENT:

Based on your profile preferences, we'll make sure to send only what is relevant and helpful to you. These emails range from promos, cooking and cleaning tips, to recipes and more.



**OUR GOAL IS TO HELP YOU HAVE THE BEST EXPERIENCE WITH YOUR APPLIANCE AND BE HERE WHEN YOU NEED US!  
REMEMBER TO REGISTER YOUR APPLIANCE AND OPT-IN TO RECEIVE PERSONALIZED CONTENT BY EMAIL.**